




SPELLING

Traffic Safety Cross-Curriculum Activity Workbook



100
years
OF SERVICE

Note to Teachers

The AAA Traffic Safety Education Materials present essential safety concepts to students in Kindergarten through fifth grade. The material is designed to capture students' imaginations and encourage them to learn more about traffic safety while completing writing, spelling, reading, and math exercises.

This edition covers the following safety topics:

- **Pedestrian Safety** – How children get to and from school safely including the safest places to walk, where to cross streets, and cooperating with crossing guards.
- **What to Do in an Emergency** – The steps children should take in an emergency to keep them safe from harm.
- **Safe Places to Play** – Which places are dangerous for children to play in and how they can find safe places to play.
- **Look Both Ways** – The proper procedure for crossing streets safely.
- **School Bus Safety** – How children should behave on the school bus to keep them and everyone else safe.

When introducing the program, you should notify parents and seek their involvement.

K-1 Spelling Activities Workbook

This 16-page booklet presents Traffic Safety concepts in spelling exercises including: vocabulary, fill in the missing letters, and word games.

How to Use the Materials

Each workbook activity is perforated and can easily be photocopied by the teacher for distribution or entire workbooks can be given to individuals.

Review the activity instructions together, and then allow students to complete the exercises individually or in small groups. Go over the answers together, explaining concepts students appear to have trouble understanding.

This series of Traffic Safety materials was produced by:

**AAA Traffic Safety Programs
AAA National Office
Heathrow, FL**

Note to Parents


You're the biggest influence on your children and their attitudes toward everything including traffic safety. Show them their safety matters to you as much as it should to them.

AAA encourages you to take an active role in your child's traffic safety education. By being a good role model and discussing important safety concepts with your children, you'll be teaching them skills that could save their lives.

When your child brings home traffic safety education materials from school:

- Review the materials together.
- Ask your child to teach you the concepts.
- Model the concepts as you walk, ride, and travel with your children.
- Demonstrate safe behavior all the time; never ask children to do what you say, not what you do, when it comes to safety.

Remember, the safety concepts you practice together, could save your life and theirs.



When you start your day, you want to play!

Adrian



First, go to school the only way ...

SAFE!



Angel

Andy



Make no fuss,



just wait for the

_____ .


Can you think of another rhyming word?



Fill in the missing letters.

Oops!

H__LP!



H__LP!

When you are hurt, call for h__lp.



Fill in the missing letters and numbers.

If you ar__ hurt, b__ sur__
to call ...



_____.



Always play safely on the playground!

a

e

i

o

u

What is Adrian doing wrong?




Fill in the vowels to spell the words in the picture.

Slid__

Tr__ __



Remember to be safe at all times!



**What time
does your
school start?**

**When is the
time to use
your traffic
safety rules?**


Circle the vowels in Mr. Clock's message.

**Draw the hands on the clock for
what time it is now.**



Buckle up in the car to be safe.

a Write in the vowels.



S _ f _ .

It's not safe to jump
around in the car!

e

i

o

N _ t



S _ fe!

u

Color the **SAFE** picture.



Always fasten your seatbelts.



Be cool, don't break the rule!

Circle the vowels.



Look both ways!




Circle the character who is not safe.

Watch out for cars!



WATCH OUT!

W__tch __ __t f__r
c__rs!



Fill in the missing vowels.
Color Otto the Auto.



The area around the bus is very dangerous.
It is important never to go near the
rear of the bus.

Write in the vowels.



N__t

S__f__!




St__y

__w__y!

Color the danger zone red.



**Keep your hands and head
inside the bus!**



Circle the vowels.



Do You Know What the Leading Cause of Death is for Children ages 6 to 14?

Motor Vehicle Crashes

The Problem

Motor-vehicle crashes are the leading cause of death and injury for American children, outranking all other types of unintentional injuries and claiming more lives than any childhood disease. Not knowing how to restrain your child properly in your vehicle puts your child at risk of serious injury or even death. Young pedestrians are at a disadvantage over adults because they are short, have underdeveloped peripheral vision, a difficulty in judging a car's speed and distance and often think, if they can see the driver, the driver can see them. Combine these factors together and children are at their greatest risk traveling to and from school than at any other time in the school day. Do you know how dangerous it is for children to ride in a motor vehicle unrestrained or restrained incorrectly?

AAA and CAA

AAA has developed a wide variety of educational programs and products, including workbooks, traffic safety posters, videos, audiotapes, edutainment CD-ROMs, and the educational traffic safety links to www.aaa.com, AAA wants to help children learn how to be safe pedestrians and bicycle riders as well as protect themselves as passengers in motor vehicles. Designed to entertain as well as teach, these cross-curriculum traffic safety educational materials, will help teach children lessons, which could truly save their lives.

Traffic Safety Facts

- Of the young pedestrian fatalities, 84 percent occurred at non-intersection locations. *
- More than 21 percent of the traffic fatalities in the 0-14 age group were pedestrians. *
- Over 40 percent of young pedestrian fatalities occurred between 4:00 and 8:00 p.m. *
- Every day, 7 children between the ages of 0 to 14 are killed in motor vehicle crashes. *
- Every day, 872 children are injured in motor vehicle crashes.*
- Of the 550 children under age 5 killed in motor vehicle crashes, 53 percent were totally unrestrained. *
- Children 14 years old and under accounted for 26 percent of the pedalcyclists killed in motor vehicle crashes. *
- Of the pedalcyclists injured in motor vehicle crashes, 39 percent were under 15 years old. *
- The use of bicycle helmets is the single most effective countermeasure available to reduce head injuries and fatalities resulting from bicycle crashes. *

Tips to Keep Children Safe

Motorists:

- Just slow down.
- Leave a few minutes early each day in anticipation of a child crossing the street, a school bus picking up/dropping off children or your route takes you through a school zone.
- Expect the unexpected - a child darting across the street mid-block, entering the roadway from between parked cars, or riding a bicycle against traffic.
- Stop for the stopped school bus - don't try to go around.

Parents:

- Restrain your children correctly in the back seat.
- Walk your children to school the first few days to ensure they know the safest route.
- Explain why it is important to cross only at crosswalks and to look left-right-left before entering a crosswalk.
- Teach your children where the safe places to play are.
- Teach your children what to do in an emergency.
- Ensure children know their address and phone number in case they get lost.
- * Statistics from National Highway Traffic Safety Administration's Traffic Safety Facts

