



12F RMU Cable Assembly



144F LTS Cable Assembly

MTP® Outdoor Cable Assemblies

AFL MTP® Outdoor Cables offer a low loss plug and play solution for external applications. These 12F to 288F pre-terminated cable assemblies are designed to meet the increasing demands of high bandwidth applications in outside plant environments while minimising network build times.

Features

- Fully pre-terminated multi-fibre plug & play operation improves speed or network deployment
- Pigtail option for splicing into high core-count backbones
- A range of compact loose tube and tactical cable designs to allow ease of installation

Applications

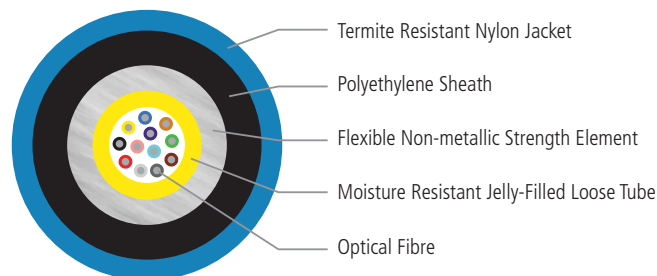
- Infrastructure, Telecommunication outside plant
- Industrial, Battery Energy Storage Systems (BESS) networks
- Lead-in and drop cable customer connections
- Campus Interconnect
- External cabinet connectivity feed-in

Cable Options

For MTP® Outdoor Cable Assemblies, AFL have carefully selected several cables that will meet the criteria of most outdoor installation environments. Other cable options are available upon request.

RMU – LQD Mini Axial Loose Tube Cable

Axial loose tube cable comprising of 12 optical fibres contained in a jelly-filled loose tube strengthened with flexible non-metallic elements bonded to a polyethylene (PE) sheath and an outer UV stable, termite resistant Nylon jacket.

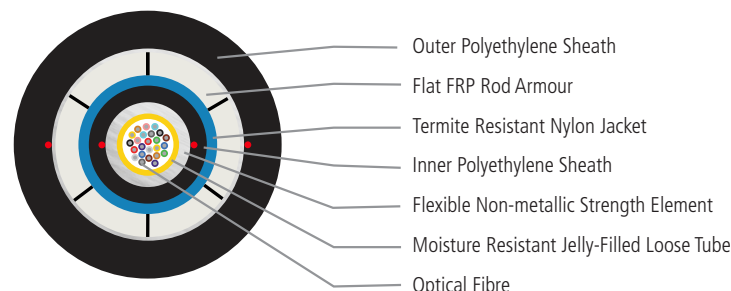


12F LQD Mini Axial Loose Tube Cable - Cross Section

RUA – RLD Axial Non-Metallic Flat FRP Loose Tube

Engineered to withstand high tensile and crush loads, the Non-metallic Flat FRP Armoured Cable integrates 12 fibres in a jelly-filled axial loose tube construction. Key to the high strength design is the use of 6 x Flat FRP strength elements providing enhanced tensile and crush performance characteristics.

Coupled with the Flat FRP Armour against rodent attack, the Nylon jacket provides an insect (termite) resistant layer, strategically positioned to ensure longevity. The cable is then sheathed with an outer UV stabilized Polyethylene compound.



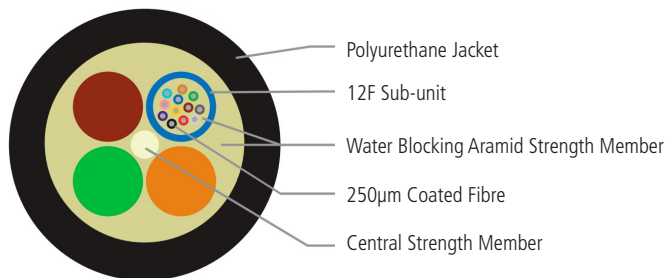
12F RLD Non-Metallic Flat FRP Loose Tube Cable - Cross Section

MTP is a registered trademark of US Conec, Ltd.

MTP® Outdoor Cable Assemblies

TAC – Tactical Micro Cable

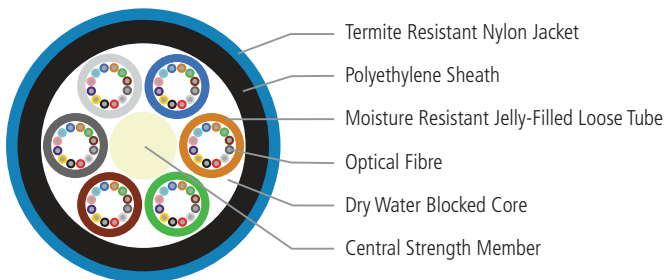
AFL Tactical Micro Cable is ideal for use in installations where extreme environmental conditions are present. Designed for indoor / outdoor applications, AFL Tactical Micro Cable is flame retardant and suitable for direct MTP termination.



12F Tactical Micro Cable - Cross Section

LTS – LMD Stranded Loose Tube

Stranded cable comprising of up to 288 optical fibres contained in jelly-filled loose tubes (up to 12 fibres per tube). The tubes and fillers are laid around a central strength member and contained within a dry, water blocked cable core, sheathed with Polyethylene (PE) and UV stable, termite resistant nylon jacket. Further processing to Stranded cables can add either an additional UV stable, sacrificial PE outer sheath for installation through torturous paths, as well as Non-Metallic Armouring (NMA) + sacrificial sheath for added rodent resistance, robustness and tensile strength.



72F LMD Stranded Loose Tube Cable - Cross Section

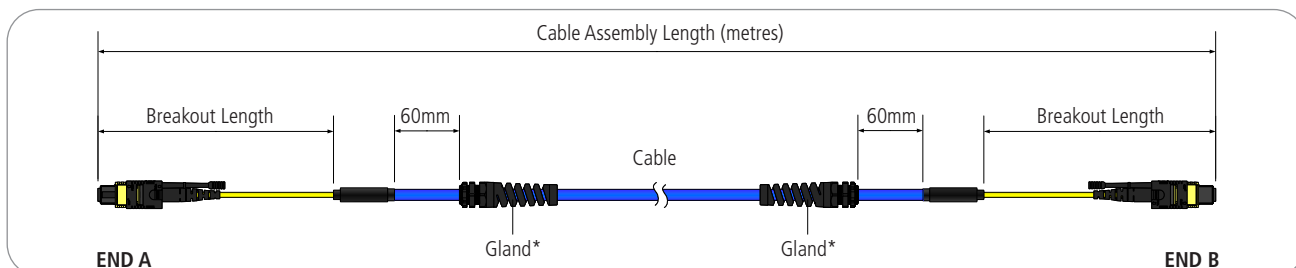
Connector Specifications

MTP Elite®

OPTICAL PERFORMANCE	MULTIMODE 850 nm (PC POLISH)	SINGLE-MODE 1310 nm (APC POLISH)	TEST METHOD
Insertion Loss (Max.)	≤ 0.35 dB	≤ 0.35 dB	IEC 61300-3-4
Return Loss (Max.)	≥ 20 dB	≥ 60 dB	IEC 61300-3-6

12F Assemblies (RUA/RMU/TAC/LTS)

For 12F MTP® cable assemblies, the customer ordered length is measured between the connector ferrules on each end. Breakout length is measured from the tail end of the breakout module point to the connector ferrule.

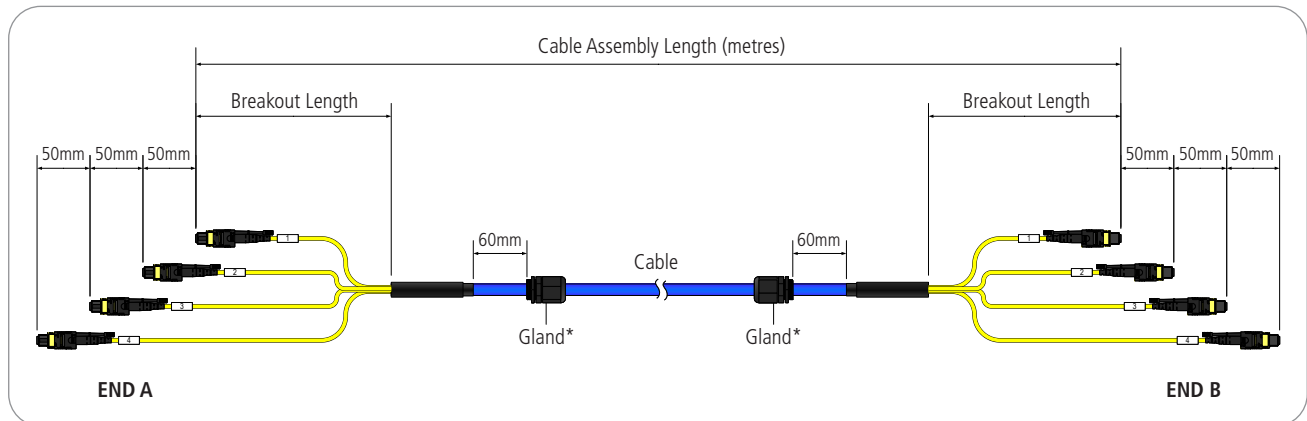


* When installation aids are part of the assembly, the gland will be fixed behind a heatshrink bump, 60mm back from the breakout module. See 'Installation Aids' for more details.

MTP® Outdoor Cable Assemblies

24F to 288F Assemblies (LTS)

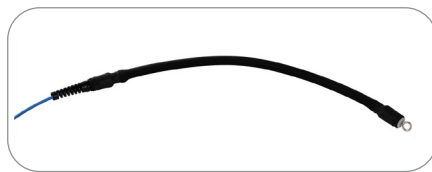
For LTS cable assemblies greater than 12F, the connectors will be staggered in individual connector groups, increasing in length by 50mm per group. The customer ordered length is measured between the connector ferrules in the first groups on each end.



* When installation aids are part of the assembly, the gland will be fixed behind a heatshrink bump, 60mm back from the breakout module. See 'Installation Aids' for more details

Installation Aids

Installation aids are designed to protect the MTP® connector during hand hauling installation.



RMU Installation Aid shown

	RMU, TAC	RUA, LTS
Gland Type / Size	Spiral, M20	Compression, M20
Approx. O.D	35mm	40mm

Ordering Information

Product Type¹:
MT = MTP Outdoor Cable Assembly
PMT = MTP Outdoor Pigtail Assembly

Connector Type:
12F = 12F Female
12M = 12F Male
12FM = 12F Female End A / 12F Male End B
12MF = 12F Male End A / 12F Female End B

Fibre Type:
1 = Single-mode
4 = OM4, Bend Tolerant

Cable Type:
RMU = LQD Mini Axial Loose Tube
RUA = RLD Axial Flat Rod NMA Loose Tube
TAC = Tactical Micro Cable
LTS = LMD Stranded Loose Tube

Fibre Count:
12 = 12F
24 = 24F
48 = 48F
72 = 72F
96 = 96F
144 = 144F
288 = 288F

Length²:
20 = 20m
100 = 100m
1500 = 1500m

Polarity:
A = Type A (Straight through)
B = Type B (Ribbon Flip)
C = Type C (Pair Cross)

Installation Aids⁴:
5 = Installation Aid End B
6 = Installation Aid End A & B

Internal Use

Breakout Length³:
1 = 500mm
2 = 1000mm
3 = 1500mm
4 = 2000mm
5 = 2500mm
6 = 3000mm

Oversleeve Colour:
YL = Yellow
AQ = Aqua

Oversleeving O.D:
RMU / RUA = 4.8mm
TAC / LTS = 3mm

1. For all Product Types, if shipping reel is required, 'Connector End A' will be on the outside (exposed) end of the reel. 'Connector End B' will be on the inside of the reel. For 'PMT - Pigtail' assemblies, Blunt will be End A, MTP End B.

2. Cable assemblies ≥40m will be on reel.

3. Max. breakout length for LTS assemblies is 1500mm.

4. Applicable installation aids and glands are dictated by assembly configuration.

Note: For other cable types, please contact AFL.