



## Opti-Guard Splice Enclosure

The Opti-Guard Splice Enclosure from AFL offers an impressive spectrum of features which makes it the best selection for your splice protection needs. Its unique and flexible design was created with the "real-world" technician in mind. The Opti-Guard combines optimized system performance with unparalleled ease of use. It is resistant to water, ultraviolet rays, temperature and ballistics. Opti-Guard installs easily without messy tapes or adhesives. It provides the flexibility needed to handle the most demanding installation scenarios.

### Features

- Accommodates up to 672 single fusion splices
- Craft friendly design requires no specialized tools to install and minimizes required training
- Easy to maintain and re-enter; no re-entry kit required
- Unit is lightweight and mounts to many types of structures
- May be bolted or banded; no special adapters needed
- Specially designed non-metallic housing
- Environmentally sealed to protect fibers
- Accepts up to six individual cables
- Accommodates most cable types in most environments
- Versatile cable tie-off system resists up to 100 pounds of tension per cable

### Ordering Information

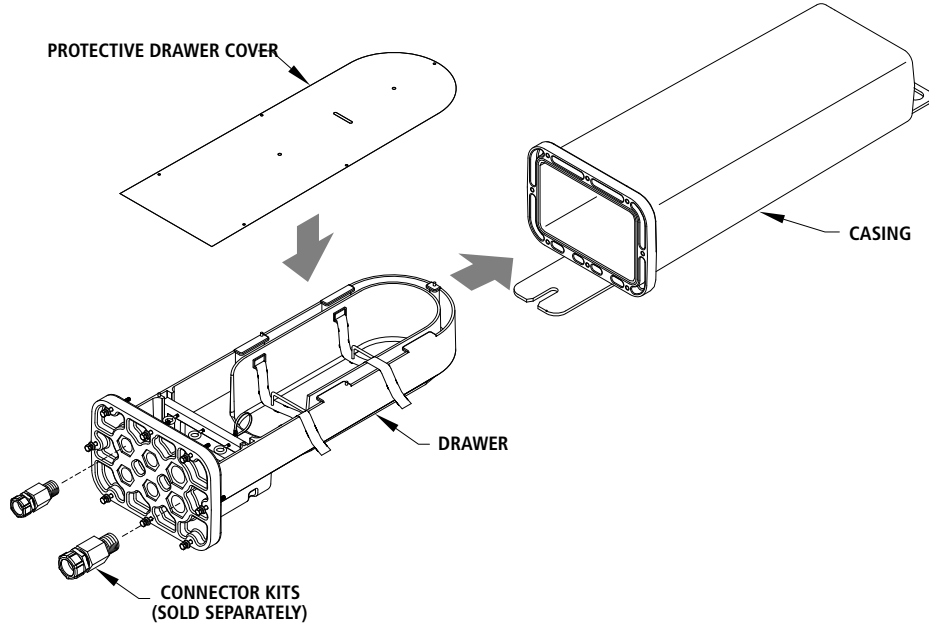
DESCRIPTION	MODEL	AFL NO.
Supplied without Splice Trays or Cable Connectors. These items ordered separately	Opti-Guard Splice Enclosure	OG03
Capacity of up to 72 single fusion splices per tray	Opti-Guard Splice Tray	OGST01-72
Capacity of up to 96 single fusion splices per tray	Opti-Guard Splice Tray	OGST01-96
60 mm, Fujikura FP3 (standard) 40 mm, Fujikura FP3-40 (special applications only) <i>Sold in packs of ten (not included with splice trays)</i>	Splice Protection Sleeves	SPS60 SPS40
Ballistic shield for Opti-Guard Splice Enclosure	Opti-Guard Bullet Guard	OGBGS-01
Order one kit for each stainless steel tube	Opti-Guard Fiber Routing Kit	OGFK01
Used for Optical Ground Wire	Connector Kit	SLCK, SCK, APCK
Used for All-Dielectric Self-Supporting (ADSS) Cable and Loose Tube Cable	Connector Kit	BCK
Used to store extra length of optical ground wire cable	External Coil Bracket	CB-44-3AL

**NOTE:** Refer to page on Connector Kit for AFL number set-up.

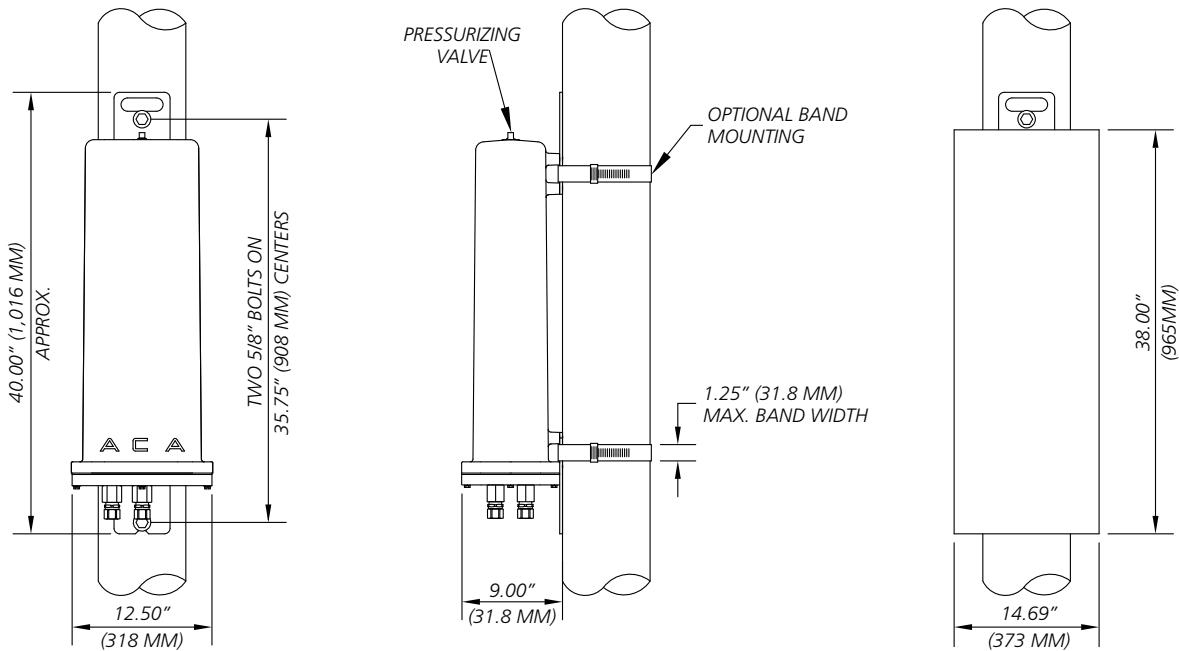
*continued*  
→

# Opti-Guard Splice Enclosure

## Exploded View




## Mounting Details and Options



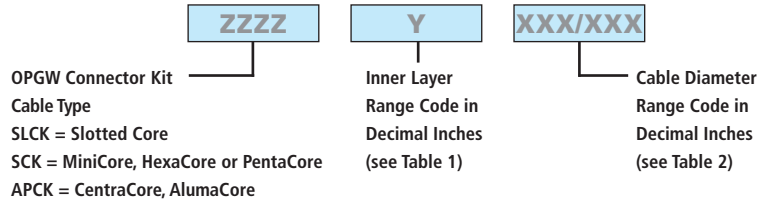
*continued*  
→

## Connector Kits for Opti-Guard and SB01 Splice Enclosures—OPGW Cable

### Connector Kit: Optical Ground Wire

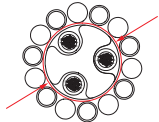
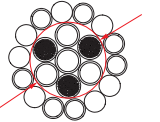
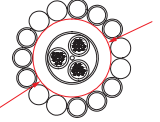


Optical Ground Wire Connector Kit



**Ordering Example:** For 0.571" diameter SX-67/49/571, which has a layer 1 total diameter of 0.358", the AFL number is SCKB569/583.

**Table 1 – Inner Layer Range Codes**

RANGE CODE	 SLOTTED CORE DIAMETER	 MINICORE, HEXACORE OR PENTACORE LAYER 1 DIAMETER	 CENTRACORE OR ALUMACORE PIPE DIAMETER
A	0.185 - 0.227	0.000 - 0.230	0.185 - 0.227
B	0.228 - 0.264	0.231 - 0.500	0.228 - 0.264
C	0.265 - 0.300	0.501 - 0.636	0.265 - 0.300
D	0.301 - 0.374	—	0.301 - 0.374
E	0.375 - 0.479	—	0.375 - 0.479
F	0.480 - 0.550	—	0.480 - 0.550
G	0.551 - 0.630	—	0.551 - 0.630
H	0.631 - 0.700	—	0.631 - 0.700

**Table 2 – Cable Diameter Range Codes**


RANGE CODE	CABLE DIAMETER RANGE	
	MIN.	MAX.
225/240	0.225	0.240
241/255	0.241	0.255
256/271	0.256	0.271
272/286	0.272	0.286
287/302	0.287	0.302
303/318	0.303	0.318
319/333	0.319	0.333
334/349	0.334	0.349
350/365	0.350	0.365
366/380	0.366	0.380
381/396	0.381	0.396
397/412	0.397	0.412
413/427	0.413	0.427
428/443	0.428	0.443
444/459	0.444	0.459
460/474	0.460	0.474
475/490	0.475	0.490

RANGE CODE	CABLE DIAMETER RANGE	
	MIN.	MAX.
491/506	0.491	0.506
507/521	0.507	0.521
522/537	0.522	0.537
538/553	0.538	0.553
554/568	0.554	0.568
569/583	0.569	0.583
584/599	0.584	0.599
600/615	0.600	0.615
616/630	0.616	0.630
631/646	0.631	0.646
647/662	0.647	0.662
663/677	0.663	0.677
678/693	0.678	0.693
694/708	0.694	0.708
709/727	0.709	0.727
728/740	0.728	0.740

continued →

## Connector Kits for Opti-Guard and SB01 Splice Enclosures— Black Jacket Cable

### Connector Kit: All-Dielectric Self-Supporting Fiber Optic Cable



All-Dielectric Self-Supporting Connector Kit

**BCK**

Black Jacket Cable  
Connector Kit

**XXX/XXX**


Range Code in  
Decimal Inches  
(see Table 1 below)

**F**

Blank = No Additional Connector  
Assembly Required  
F = 1" Flex Conduit Connector Required

**Ordering Example:** For 0.528" diameter ADSS, the AFL number is BCK522/537.

### Connector Kit: Loose Tube Fiber Optic Cable



Armored Loose Tube Connector Kit

**BCK**

Black Jacket Cable  
Connector Kit

**XXX/XXX**

Range Code in  
Decimal Inches  
(see Table 1 below)

**B**

Options  
Blank = No Additional Connector  
Assembly Required  
F = 1" Flexible Conduit Connector Required  
A = Armor Ground Assembly Required  
B = Armor Ground Assembly and 1" Flexible  
Conduit Connector Required


**Ordering Example:** For 0.510" armored loose tube (duct) cable with flexible conduit and armor ground connections, the AFL number is BCK507/521B.

**Table 1**

RANGE CODE	CABLE DIAMETER RANGE	
	MIN.	MAX.
225/240	0.225	0.240
241/255	0.241	0.255
256/271	0.256	0.271
272/286	0.272	0.286
287/302	0.287	0.302
303/318	0.303	0.318
319/333	0.319	0.333
334/349	0.334	0.349
350/365	0.350	0.365
366/380	0.366	0.380
381/396	0.381	0.396
397/412	0.397	0.412
413/427	0.413	0.427
428/443	0.428	0.443
444/459	0.444	0.459
460/474	0.460	0.474
475/490	0.475	0.490

RANGE CODE	CABLE DIAMETER RANGE	
	MIN.	MAX.
491/506	0.491	0.506
507/521	0.507	0.521
522/537	0.522	0.537
538/553	0.538	0.553
554/568	0.554	0.568
569/583	0.569	0.583
584/599	0.584	0.599
600/615	0.600	0.615
616/630	0.616	0.630
631/646	0.631	0.646
647/662	0.647	0.662
663/677	0.663	0.677
678/693	0.678	0.693
694/708	0.694	0.708
709/727	0.709	0.727
728/740	0.728	0.740

*continued* →



Opti-Guard Splice Tray

## Opti-Guard Splice Tray

The Opti-Guard Splice Tray is specifically designed to be used with the Opti-Guard Splice Enclosure.

### Features

- 72 or 96 fiber splice capacity
- Manifolds are easily removed for lower fiber counts
- Clear cover for easy fiber identification

### Ordering Information

MODEL	AFL NO.
Opti-Guard Splice Tray (72 fiber)	OGST01-72
Opti-Guard Splice Tray (96 fiber)	OGST01-96
60 mm Splice Protection Sleeve	SPS60
40 mm Splice Protection Sleeve	SPS40



Opti-Guard Bullet Guard

## Opti-Guard Bullet Guard

The Opti-Guard Bullet Guard is designed to supplement the ballistic resistance of the Opti-Guard Splice Enclosure.

### Features

- Can be retrofitted onto existing installations without disturbing cables
- Only a standard flat-blade screwdriver required for installation

### Ordering Information

MODEL	AFL NO.
Opti-Guard Bullet Guard	OGBGS-01



Opti-Guard Fiber Routing Kit

## Opti-Guard Fiber Routing Kit

The Opti-Guard Fiber Routing Kit provides all of the materials to properly route fibers from a stainless steel tube to the OGST01-72 splice tray inside the Opti-Guard splice enclosure.

### Features

- Primary transition tubing leads fiber from stainless steel tube to splice tray
- Heat Shrink tubing guides fibers as they exit the stainless steel tube
- Cable ties provided to secure tubing to the tray and the end of the stainless steel tube

### Ordering Information

MODEL	AFL NO.
Opti-Guard Fiber Routing Kit	OGFK01

**NOTE:** Order one kit for each stainless steel tube.