

# **User Instructions for Accessing the Image Gently Family-Friendly Campaign**

## Summary

This aide is intended for users/students that are registering for the Image Gently Family-Friendly Campaign course delivered by The American College of Radiology (ACR).

All users will **need to create an ACR Account** prior to registering for the course on the ACR website; which provides access to the ACR's Learning Management System (LMS). Please follow steps 1 & 2 in the following table of contents to create your account, register for the course and begin on the ACR's LMS. It takes up 5-10 minutes to complete the one-time registration process.

Once you are in the course, you will be able to return to the beginning of the page that was last viewed if you do not complete in one sitting.

If you have registered with ACR for another course, for example Radiology-TEACHES, you can skip directly to Course Registration & Learning Management System (LMS) Login on page


## Table of Contents

1. American College of Radiology (ACR) Account Creation	Page 4-8
2. Course Registration & LMS Login	Page 9-17
3. System & Support Information	Page 18

To Access Module through the ACR site, click here then follow instructions on this PDF:

**[New Image Gently® Family Friendly Module for Medical Students and Young Physicians](#)**

## ACR Account Creation

1. Action buttons on ACR pages will have a 
2. Select Create an account.



### Already have an account?

Please enter your ACR Login.

Email Address

 This field cannot be left blank

☐ Remember me

Log In

[Forgot your password?](#) [Unlock your account](#)

[Help center](#)

### Don't have an account?

Welcome! We're glad you're here. Register below to access more from ACR.

Create an account

3. This will take you to the account creation screen.
  - The \* indicates the fields that are required.
4. Select Register after you have completed the entry for each required line.



**American College  
of Radiology™**


## Create an Account

\* indicates required field

Register

[Back to sign in](#)

5. You will see the below message after selecting 'Register.'



6. Check the email account used to complete activation.

7. Below is the email you will receive.

## Welcome to ACR Login!

### Activate ACR Login

Activate your ACR Login by clicking the provided link, which expires in 30 days, to access your ACR applications through one centralized account.

#### Note

Activate your ACR Login account by clicking the provided link [here](#)

8. Once you Activate your account, you will land back on the member dashboard.

## Profile

Name	Member ID
John Doe	ACR-06087317
Member Status	
Nonmember	

[Become a member](#) [→ See membership benefits](#)

## CME/CE Credits

0 credits

Earned this year

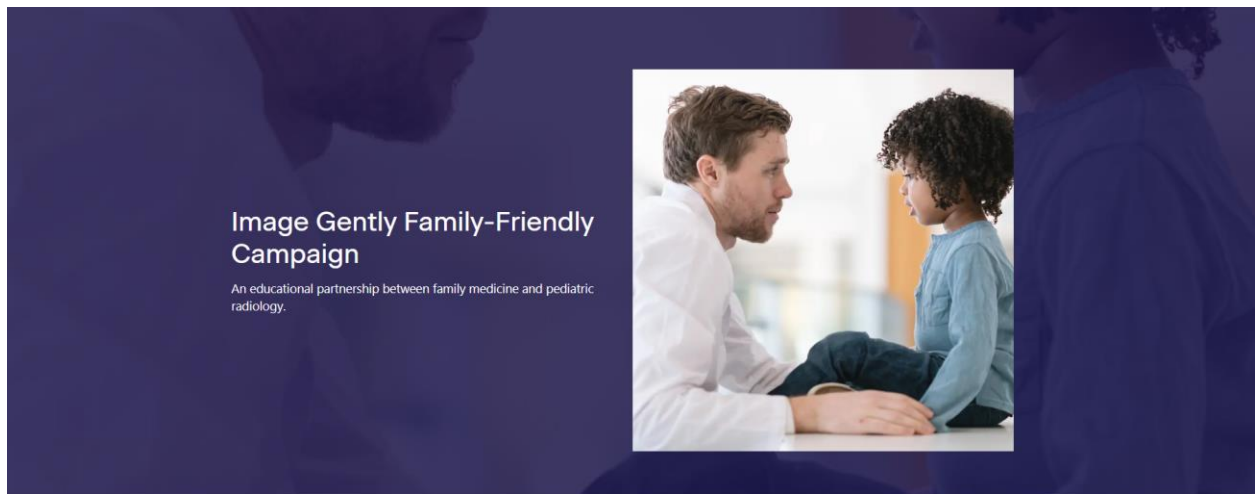
[Log in to Education Dashboard](#) 

- 9. At this point you have completed your account setup and activation and now you will register for your course.***



## Course Registration & LMS Login

10. Click on this URL to access the course page to review course information: <https://www.acr.org/Education-and-CME/ig-family-friendly-campaign>
11. Select “Access the Module” (bottom of page)



ACR > Education and CME > Image Gently Family-Friendly Campaign


## Image Gently in Pediatric Radiology

Medical imaging is widely used in the diagnosis and management of many medical conditions. Imaging often utilizes radiation, and this exposure raises questions and concerns from patients and providers alike. When considering medical options, providers need to clearly explain potential risks and benefits, critically appraise the available literature for evidence-based recommendations, positively influence their healthcare team's actions and share the informed decision-making process with their patient and family.

This innovative module utilizes radiation protection in children as a framework to emphasize:

- Layperson terminology as a crucial bridge to close the health literacy gap.
- Clinical decision support and critical appraisal skills to encourage evidence-based practice.
- Motivational interviewing to empower learner-directed change with patients and colleagues.
- Shared decision making to promote respectful healthcare.

The Image Gently® Family-Friendly Campaign module is a free interactive learning experience, built by an interprofessional, interdisciplinary team made up of family medicine and pediatric radiology physicians, radiology technologists, medical physicists, health profession educators and medical students. The course, ideally designed for medical students in their family medicine, pediatrics or radiology rotation, can also be beneficial for residents and attending physicians alike. We anticipate it will take one hour to complete.




## Learning Objectives

By the end of the module, learners should be able to accurately:

1. Explain radiation, radiation risks and risk mitigation strategies using layperson terminology.
2. Utilize clinical decision support, or critically appraise the available literature, to guide medical recommendations.
3. Describe how to engage with their healthcare teammates to utilize available evidence-based recommendations.
4. Demonstrate shared decision making with patients and their families.

[Access the Module](#) 

12. On the next screen select “Add to Cart”.

Clinical Resources Education and CME Membership Advocacy Data Science and Informatics Accreditation




Image Gently Family-Friendly Campaign Module  
\$0.00

This interactive hour-long module utilizes radiation risk as a framework to close the health literacy gap, encourage evidence-based practice, empower learner-directed change through motivational interviewing and employ shared decision-making to promote respectful healthcare.

[Show More](#)

Quantity  
1

[Add to Cart](#)

13. Select “View Cart”.



Image Gently Family-Friendly Campaign Module  
\$0.00

This interactive hour-long module utilizes radiation risk as a framework to close the health literacy gap, encourage evidence-based practice, empower learner-directed change through motivational interviewing and employ shared decision-making to promote respectful healthcare.

[+ Show More](#)

Quantity

1

Added ✓

[View Cart](#) 

14. Select “Submit” in the checkout

# Checkout

Review Your Selection and Pay.

Merchandise Products

Product	Quantity	Total Price
<div></div> <div>Image Gently Family-Friendly Campaign Module</div>	1	\$0.00

Submit

Total Details

Grand Total	\$0.00
Balance	\$0.00

Click on 'Continue Shopping' to continue shopping.

Continue Shopping

15. The final screen (below) displays your order invoice. (The Total Price will be \$0.00) You will also receive an automated email with the same information.

# Order Summary

You're all set.

Order

Order #3801104

Transaction Date 2/23/2023

Grand Total \$0.00

Bill To

United States

Print

Print Invoice

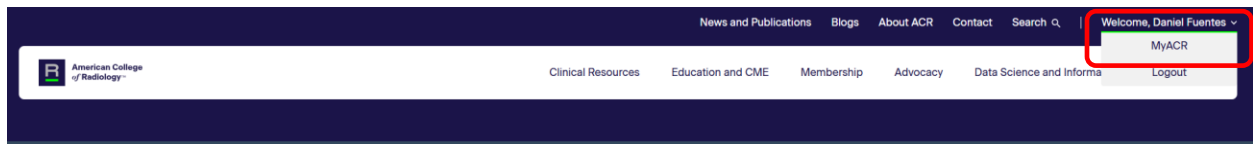
Merchandise Products

Product	Quantity	Total Price
Image Gently Family-Friendly Campaign Module	1	\$0.00

Total Details

Grand Total	\$0.00
Balance	\$0.00

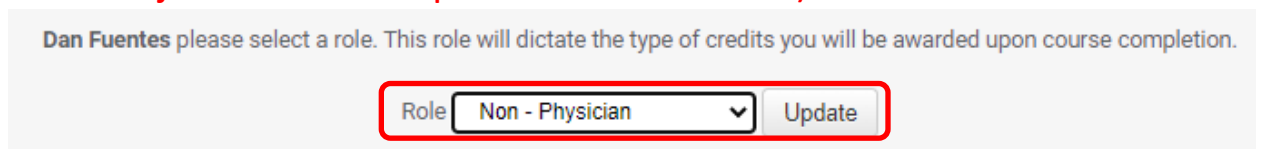
16. From the top of the following page go to “My ACR” followed by selecting the button towards the bottom of the page labeled “Login to Education Dashboard”



## CME/CE Credits



17. Medical students should select **Non-Physician** as the Role in the drop-down menu followed by “Update”. (Note if you receive an error just select the update a second time.)



## 18. Select “Accept” on the LMS Privacy Policy page.

### Privacy Policy

#### Introduction

This Privacy Policy applies to the Community Brands' hosted product platforms and websites owned and operated by Community Brands, including, but not limited to [www.communitybrands.com](http://www.communitybrands.com). Throughout this document, this website and all other Community Brands websites will be collectively referred to as the "Websites." Services provided by or enabled via the Websites will be referred to as the "Services."

At Community Brands ("CB", "we", "us", "our", or the "Company"), we are committed to protecting your privacy. This Privacy Policy ("Privacy Policy") describes the types of information we collect about users of our Company websites, and users of websites hosted by the Company on behalf of our customers ("Customers"). This Privacy Policy is designed to help you understand how we collect, use, and safeguard the information you provide to us and to assist you in making informed decisions when using our Services.

Community Brands provides services through our platforms for the purpose of fulfilling our Customer agreements (Customer Agreements). Community Brands processes Customer data under the direction of its Customers and has no direct relationship, control, or ownership of the personal data it processes under the Customer Agreement. Customers are responsible for complying with any regulations or laws that require providing notice, disclosure, and/or having a legal basis prior to transferring the data to Community Brands for processing purposes. If you are a customer of a Community Brands Customer, you should review any additional privacy policy and terms of use agreements before using a Community Brands Customer's website. Community Brands is not responsible for the content or privacy practices of non-Community Brands websites to which this website, or any other Community Brands website, may link.

#### Community Brands Platforms

In addition to the Websites, Community Brands operates cloud-based software for its Customers - associations, nonprofits, and K-12 schools. The use of information collected through these platforms is strictly limited to the purpose of meeting our contractual obligations to our Customers and providing the services requested by our Customers, which are defined within our Customer Agreements.

#### Policy Regarding Children

Community Brands Websites and Services are not designed for use by children under the age of 16. As such, Community Brands Websites are not directed at children under the age of 16 nor do we knowingly collect information from children under the age of 16. With regard to our platforms, none of the Community Brands products are intended to collect information from children but our Customers may collect information about children. Through our agreements with our Customers, we require that our Customers comply with all laws with regard to processing data about children.


#### A Note to Parents & Children

If you are a child under 16 in the European Union or UK or a child under 13 in the United States, you may access the Service only to the extent that consent is given or authorized by the holder of parental responsibility over you. Please speak with your parent or guardian about this Privacy Policy so you can better understand how we use your personal data. We make reasonable efforts to verify that consent is given or authorized by the holder of parental responsibility over you, and, if we learn or have reason to suspect that we have collected personal data from you without parental consent, we will promptly delete it.

#### Parental Access

A parent who has already given Community Brands or our Customer permission to collect, use, and share their child's personal information can, at any time, do the following: (1) review, correct, or delete the child's personal information; and/or (2) discontinue further collection, use, or sharing of the child's personal information.

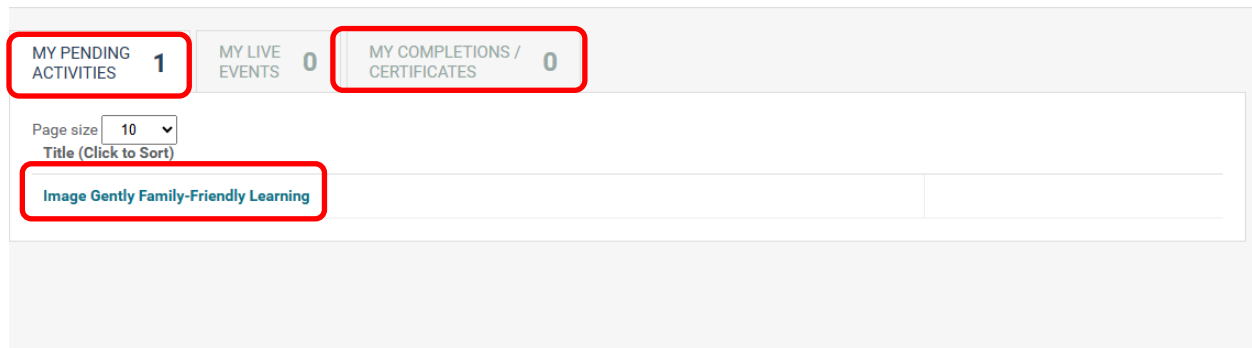
Community Brands offers products that support schools and is a proud signatory of the [Student Privacy Pledge 2020](#).



#### What Data Do We Collect


## 19. After selecting Accept your one-time registration process is now completed

20. You will now see your dashboard and see your course in your “My Pending Activities” Select course to launch and complete. Once completed the course will move to your “My Completions/Certificates tab and you can print your certificate.



21. If you do not complete the course in one sitting, you can log back into the LMS at any time. Go to <https://myeducation.acr.org/diweb/home>
22. Enter your email address and password used at account activation followed by “Log In”.





**American College  
of Radiology™**

Already have an account?

Please enter your ACR Login.

Email Address

Password

☐ Remember me

**Log In**

[Forgot your password?](#) [Unlock your account](#)

[Help center](#)

[Back to sign in](#)

Don't have an account?

Welcome! We're glad you're here. Register below to access more from ACR.

**Create an account**

23. You will now be redirected back to your dashboard and see your course on your “My Pending Activities”.

+

MY PENDING ACTIVITIES <b>1</b>	MY LIVE EVENTS <b>0</b>	MY COMPLETIONS / CERTIFICATES <b>0</b>
--------------------------------	-------------------------	--

Page size    
 Title (Click to Sort)

<b>Image Gently Family-Friendly Learning</b>	
--	--

24. Select the course title and continue until complete.

## System & Support Information

Please make sure you are using a device that meets the minimum system requirements to ensure you have the best user experience.

### Supported Operating Systems

Windows 10, MAC OS & iOS, Android

**\*\*For best iOS & Android experience use a tablet vs smartphone\*\***

### Supported Browsers

- Google Chrome, latest two versions.
- Mozilla Firefox, latest two versions.
- Edge, latest two versions for Windows and Surface tablets.
- Apple Safari, latest two versions **for MAC OS only**.
- Safari, Chrome for iOS, latest version.
- Chrome for Android, latest version.

**\*\*Do not connect through a VPN while taking the course as it could impact performance\*\***

If you need assistance while taking the course, please send an email to [ImageGentlySupport@acr.org](mailto:ImageGentlySupport@acr.org)