MIL-C-81703 (SERIES 8400)



These Receptacles are designed for quick connect and disconnect with a straight push/pull means of coupling. The 8400 Series is well suited where bayonet or threaded coupling is impractical due to limited space.

HOW-TO-ORDER

EXAMPLE MS 3132 H 19 C 50 P W

- Basic MS Number — 3132
- Class Hermetic — H
- Shell Size — 19
- Contact Style & Shell Material* — C
- Insert Arrangement — 50
- Contact Designator** — P
- Insert Position — W

8400-19-50P-FP-A3

8400 Shell Design
19 Shell Size
50P Insert Arrangement and Interfacial Seal

Pin Design
FP Std. Eyelet Contact
SP Solder Pot Contact

A3 Std. Plating Designator
Fused Tin over Copper

***Contact Style & Shell Material**
A = Solder Pot Termination- C.R.E.S. Shell
B = Eyelet Termination- C.R.E.S. Shell
C = Solder Pot Termination- Ferrous Alloy shell
Y = Eyelet Termination- Ferrous Alloy shell

****Contact Designator**
P = Pin Contact
Y = Though-Bulkhead Contact

Standard Plating is fused Tin over Copper
For other plating, contact factory.

PIN ARRANGEMENTS

(ENGAGING FACE OF PIN INSERT SHOWN)

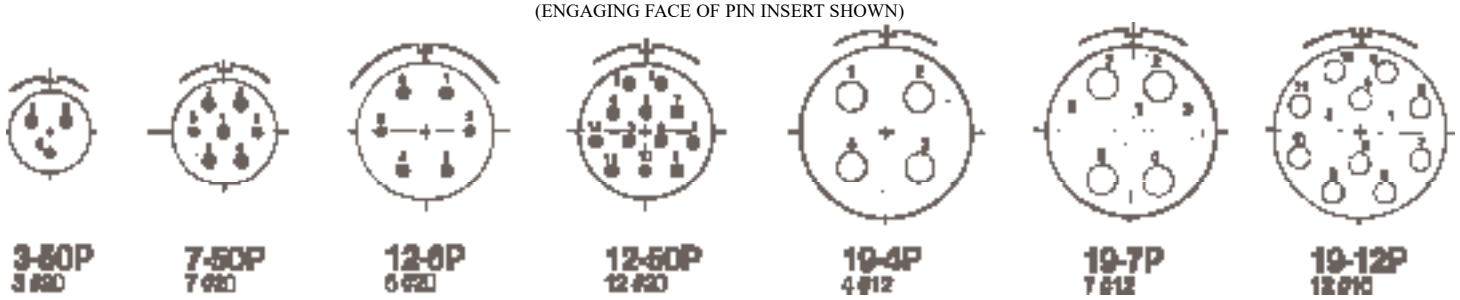

MIL-C-81703 (SERIES 8400)

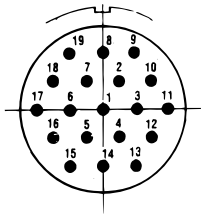

19-50P
19 #20

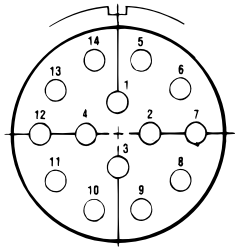

27-2P
14 #16

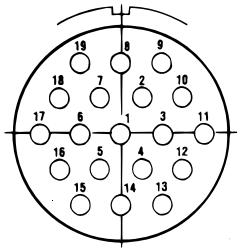

27-5P
19 #16

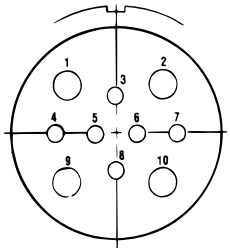

27-8P
6 #16
4 #12

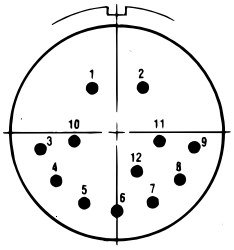

27-11P
12 #20

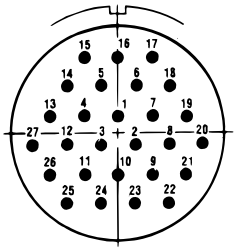

27-50P
27 #20

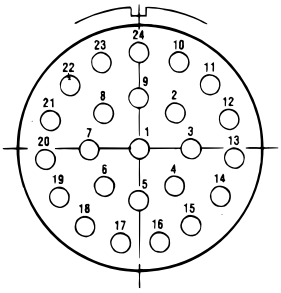

37-2P
24 #16

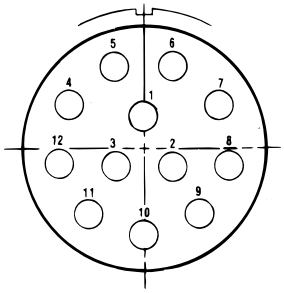

37-3P
12 #12

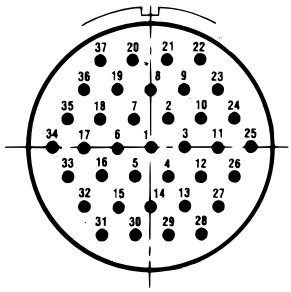

37-50P
37 #20

8402 SERIES MS3134

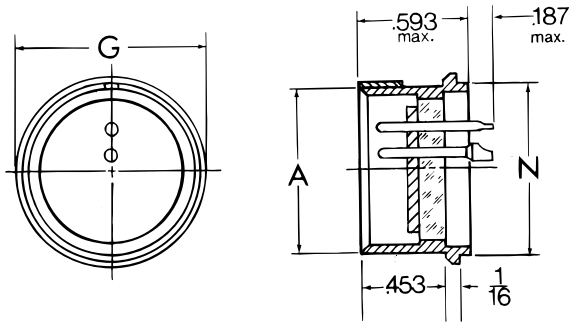

Shell Size	A ± .004	G ± .010	S + .000 - .004
3	.435	.593	.500
7	.570	.750	.625
12	.705	.875	.750
19	.844	1.000	.875
27	1.000	1.187	1.062
37	1.120	1.281	1.156

8403 SERIES MS3132

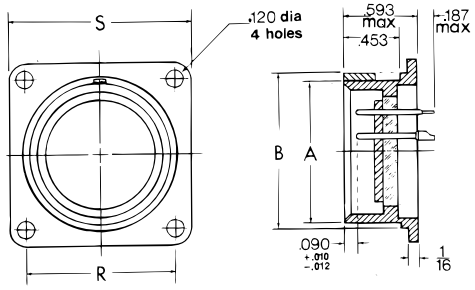

Shell Size	A ± .004	B ± .010	R ± .005	S ± .015
3	.435	.531	.625	.875
7	.570	.672	.719	1.000
12	.705	.812	.812	1.093
19	.844	.937	.906	1.187
27	1.000	1.125	.968	1.281
37	1.120	1.218	1.187	1.437

8405 SERIES

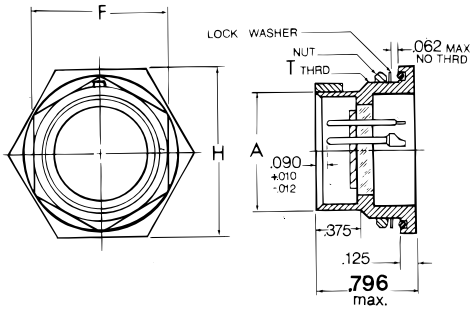

Shell Size	F ± .010	A ± .004	H ± .010	T Thread UNEF 2A
3	.625	.435	.875	.563-24
7	.812	.570	1.000	.688-24
12	.937	.705	1.125	.813-20
19	1.062	.844	1.132	1.000-20
27	1.250	1.000	1.437	1.125-18
37	1.375	1.120	1.562	1.250-18

SEALTRON
E: sealtron.info@ametek.com | **T:** +1 513 733 8400
www.sealtron.com