

ANDERSEN PATIO DOOR GUIDE

UNDERSTANDING PATIO DOORS

DESIGN OPTIONS

COMPARISON CHART



**DREAM A LITTLE BIGGER WITH
AN OVERSIZED PATIO DOOR!**

**“It’s almost misleading to call it
a ‘door’ since it’s essentially
a series of floor-to-ceiling
windows that accordion together
to open up an entire wall.
It’s incredible!”**

— Michelle Adams
Tastemaker and former *Domino* magazine editor

LOVE THE LIFE YOU SEE®

When you think of a patio door, what comes to mind? If it's a two-panel sliding glass door, we have news for you: A patio door can be so much more! Today, there are options that tuck away into walls for completely unobstructed openings, meet at corners to open two walls at once, and even scale down to window size. With such an expansive and flexible array of patio doors, we're sure there's one that's just right for your lifestyle, and your home's size and style. And we're here to help you find it.



CONTENTS

03
3 steps to selecting new patio doors
Let's narrow down your options

04
Understanding patio door options
Get to know door types, sizing, openings, and more details

08
Creating a look
Learn about the options that allow you to customize your door to suit your style



12
Selecting for performance
Find out how to make selections that will help improve comfort and energy efficiency

17
Patio Door Comparison Chart

COVER
A-Series Gliding Patio Door

THIS PAGE, TOP TO BOTTOM
MultiGlide™ Door; A-Series Hinged Patio Doors

GETTING STARTED

3 STEPS TO SELECTING NEW PATIO DOORS

- 1 What kind of patio door do you want?**
From traditional French hinged doors and sliding glass doors to bi-folding doors and moving glass wall systems — patio doors can take many forms. Find the one that's right for you.
- 2 What kind of look do you want to create?**
Every patio door is customizable, so you can make it fit your home's style. Learn how to put together all the details, including panel style, color, grilles, and hardware.
- 3 What kind of performance do you need?**
Find out what makes a quality patio door and how glass, materials, and sill choices can make your home more comfortable and energy efficient.



400 Series Frenchwood®
Gliding Patio Door with
blinds-between-the-glass

A-Series Hinged Patio Door

A-Series Gliding Patio Door
with Contemporary panels

DOOR TYPES

This is where you start when picking out a door. How does it open? How big is it? Where is it typically used? We'll introduce you to the different types of doors available.



Hinged patio door

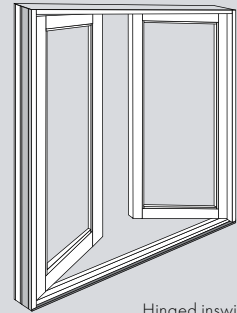
WHAT: A door with one or more panels that swing on a hinge, opening inward or outward.

WHERE: Often, but not exclusively, found in more-traditional homes.

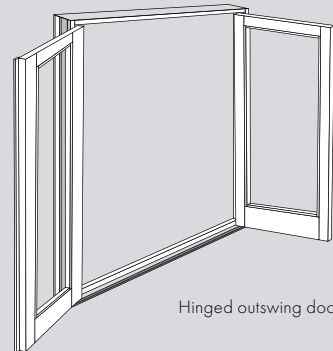
MINIMUM/MAXIMUM SIZES:

Minimum height: 6' 7 1/16", maximum height: 9' 11 1/2"
Minimum width: 3' 11 1/4", maximum width: 8' 11 1/8"

GET IT: Hinged patio doors are available through the 200 Series, 400 Series, and A-Series product lines. See a comparison chart of these options on page 18.



Hinged inswing door



Hinged outswing door



Gliding patio door (Sliding patio door)

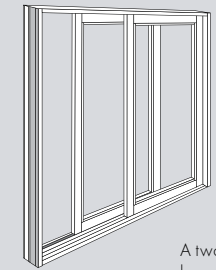
WHAT: A door with two (or more) panels that slide parallel with a wall.

WHERE: Found in more-modern homes or anywhere there isn't space for a door to swing open.

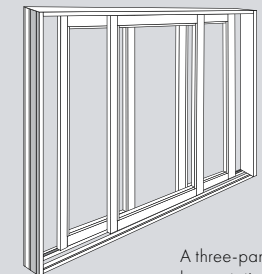
MINIMUM/MAXIMUM SIZES:

Minimum height: 6' 7 1/2", maximum height: 9' 11 1/2"
Minimum width: 4' 11 1/4", maximum width: 15' 10 1/4"

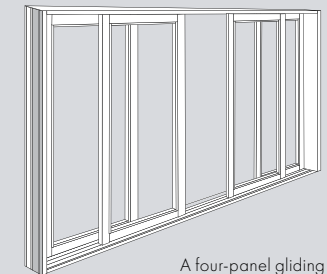
GET IT: Gliding patio doors are available through all five of our product lines, including the 100 Series, 200 Series, 400 Series, and A-Series. Compare these options on page 18.



A two-panel gliding patio door has one moving and one non-moving (stationary) panel.



A three-panel gliding patio door has a stationary panel in the center, and moving panels on both the left and right.



A four-panel gliding patio door opens from the center (bi-parting), so the two center panels move and the two outside panels are stationary.

TALK LIKE A PRO: HANDING

Handing is a term to describe the direction a door opens (from the left or right). This can make a big difference in how it feels to move through your home. But before you decide on a handing direction for a door, it's important to know two things. One: Handing is always described from an exterior perspective, so imagine standing outside your home when thinking about handing direction. Two: The handing side for gliding doors is the side the hardware is on; but for hinged doors, it's the side the hinges are on. Still confused? We don't blame you! Ask a pro before buying just be sure, because handing cannot be reversed after install.




THIRD PANEL'S THE CHARM!

Our A-Series Gliding Patio Doors give you the ability to add a third, center panel to your door, which can make a big difference in the flow and brightness of your home. With this configuration, the center panel can be wider than the left and right panels. These flanking panels both move while the center panel remains stationary.

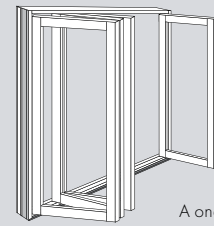
UNDERSTANDING PATIO DOOR OPTIONS

OVERSIZED PATIO DOORS

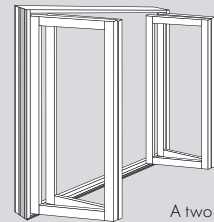
They can simply be larger versions of patio doors or so big that they're essentially moving glass walls. If you're looking for a next-level patio door, here are your options:



Single-panel operating door (also called a "daily door")



A one-direction Folding Outswing Door can open from the right or the left with the option to add a single-panel door that operates independently.



A two-direction Folding Outswing Door opens from the center and can have up to 16 total panels, which can be divided evenly or unevenly on either side of the opening.



MultiGlide™ Door


WHAT: An extra-large sliding door that can disappear into the wall, completely opening the space — up to 10 feet tall and 50 feet wide!

WHERE: Anywhere you want to create an indoor/outdoor living area without giving up an inch of space.


MINIMUM/MAXIMUM SIZES:

Minimum height: 4', maximum height: 10'
Minimum width: 4' 9", maximum width: 50'

GET IT: If this door caught your eye, get more details and see how it compares to the rest of our oversized patio doors on page 16.



A one-direction MultiGlide™ Door can open from either the right or the left, and can either pocket or stack.



A two-direction MultiGlide™ Door opens from the center, and can either pocket or stack.

Folding Outswing Door (bi-folding door)

WHAT: A door made of hinged panels that accordion open and together create a large, unobstructed opening.

WHERE: Anywhere you want to open up a whole wall and a popular choice in a remodel since it can be installed in an existing wall.

MINIMUM/MAXIMUM SIZES:

Minimum height: 6' 8", maximum height: 10'
Minimum width: 3' 2 1/4", maximum width: 48'

GET IT: If you love this door and want to find out more, learn more on page 16.



Folding Outswing



MultiGlide

DID YOU KNOW?

Our MultiGlide™ Doors and Folding Outswing Doors can also be configured as Pass-Through Windows for smaller spaces. Folding Pass-Through Windows accordion together; can open from the left, right, or both; and tuck to one side when open. MultiGlide™ Pass-Through Windows stack off to the side or disappear completely into the wall. They can also be automated.



Photography by Laurie March and Lauren Engel Photography.



WHAT'S A POCKETING DOOR?

A pocketing door disappears into your wall when open. It's an elegant solution for creating a completely unobstructed opening, and it can save on space. This option is available on the MultiGlide™ Door.

CREATING A LOOK

COLOR

Doors are a long-lasting element, but picking out a color doesn't have to be intimidating. When selecting color, you have options. Here's what you should know and when you might choose one option over another:

- If you want a door that's ready to install, a factory-finished door comes with the paint or wood stain already applied.
- If you're replacing a door and want it to match your existing woodwork, an unfinished door can be painted or stained by your contractor for a perfect match.

INTERIOR FINISH OPTIONS*

Choose from a variety of interior wood species as well as factory-finished stains and painted interior options to complete the look and style of your patio doors.

Interior wood species



Pine Maple Vertical Grain Douglas Fir Oak Mahogany** Cherry

Additional interior wood species are available for E-Series products.

Factory-finished interior




Clear Coat Honey Cinnamon Mocha Russet Espresso

EXTERIOR COLOR OPTIONS*

Because you might not always dream in (standard) color. With 11 standard colors on most of our products and 50 colors through the E-Series product line, you'll find what you need to bring your style to life.

- Shown left to right:
 Andersen White
 Canvas
 Prairie Grass
 Sandtone
 Terratone
 Cocoa Bean
 Dark Bronze
 Red Rock
 Forest Green
 Dove Gray
 Black



*Exact options will depend on window product line chosen
 **Actual wood species is either Sapele or Sipo, both non-endangered species grown in Africa, with color and characteristics similar to Central American mahoganies.
 Interiors are unfinished unless a stain or paint option is specified. Naturally occurring variations in grain, color and texture of wood make each window one of a kind.
 Printing limitations prevent exact duplication of colors. See your Andersen supplier for actual color and finish samples.

CREATING A LOOK

GRILLE PATTERNS



COLONIAL

Where does it work best?
 This classic grille pattern looks great in a variety of traditional homes — Cape Cods, colonials (of course!), and more.



PRAIRIE

Where does it work best?
 This pattern is associated with a specific home style: the Prairie-style homes made famous by Frank Lloyd Wright.



DIAMOND

Where does it work best?
 This classic pattern goes well in a traditional home with a highly decorative style, like a Tudor or a Victorian.



SHORT FRACTIONAL

Where does it work best?
 This pattern is sometimes used to replicate the look of a transom window. Find it in a more traditional home.



TALL FRACTIONAL

Where does it work best?
 Similar to the short fractional pattern but with a longer vertical, this pattern might feature in a Craftsman Bungalow.



SPECIFIED EQUAL LIGHT

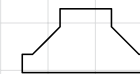
Where does it work best?
 Although this semi-customizable pattern is adaptable to various styles, we love the ladder-like option, shown above, in a modern/contemporary home.



CUSTOM

Where does it work best?
 Anywhere you want a one-of-a-kind look, custom grille patterns are available. Let your imagination guide you!

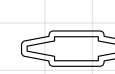
Traditional



Chamfer



Ovolo



Finelight™
 Contoured

Contemporary



Contemporary



Finelight
 Flat

Did you know?

You can further your desired look by specifying the shape (or profile) of your grille bars. That's right, grilles can have profiles that lean more contemporary or more traditional. In addition to the grille's profile, you can also specify widths, which range from 5/8" to 3 1/2"


CREATING A LOOK

HARDWARE

Do you want hardware that blends in with your door? Hardware that stands out? Or maybe, hardware that matches your kitchen cabinets and interior doors? All of this is possible!



EXPLORE ALL STYLES



TRADITIONAL

HARDWARE FEATURES:
Ridges, curves, textured detailing.

MODERN

HARDWARE FEATURES:
Sleek lines, right angles, minimal profile.

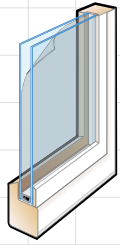


*Ashley Norton Inc. manufactures and supports the limited warranty for Ashley Norton hardware.
**Baldwin Hardware manufactures and supports the limited warranty for Baldwin Estate hardware.


Distressed bronze and oil rubbed bronze are "living" finishes that will change with time and use. Printing limitations prevent exact replication of finishes. See your Andersen dealer for actual finish samples.

SELECTING FOR PERFORMANCE

LOW-EMISSIVITY (LOW-E) GLASS COATINGS



Low-E glass coatings can help reflect or absorb heat as needed. They're ultra thin, generally transparent, and a standard option when you order a door. If you're looking for increased energy efficiency, you can add an additional glass coating. Here are the options you'll want to know about:




LOW-E4® GLASS*

Helps keep heat out in the warm months and in during the cold months.

Ideal for:
All climates, especially four-season climates

Available with:
All our products




PASSIVESUN® GLASS*

Helps you make the most of the sun's warmth in heating your home.

Ideal for:
Northern climates

Available with:
All our products




SUN GLASS*

Helps reflect heat from the sun with a subtle tint that's slightly darker than SmartSun glass.

Ideal for:
Southern climates

Available with:
All standard patio doors




SMARTSUN™ GLASS*

Gives the benefits of Low-E while also helping shield your home from 95% of harmful UV rays.

Ideal for:
All climates

Available with:
All our products



HEATLOCK® TECHNOLOGY*

Creates a barrier that helps keep heat from escaping your home.

Ideal for:
Northern climates

Available with:
Most of our products

Did you know? Multiple coatings can be combined for improved performance. HeatLock technology can be combined with other coatings to boost performance in either a Northern or a Southern climate.

*Tint of glass is for illustration purposes only and is not representative of the actual product.

HERE'S WHAT ELSE GLASS CAN DO:

PROTECT COASTAL HOMES



Help protect your home from the damage wind-borne debris can cause with laminated glass, which is stronger and harder to break.

Available with:

- A-Series Patio Doors with Stormwatch® Protection
- E-Series Patio Doors with Stormwatch Protection
- Coastal Folding Outswing Doors

REDUCE SOUND



Minimize disturbances from noise by choosing a door with thicker glass or a door whose panes of glass are varied in thickness.

Available with:

- 100 Series and E-Series Patio Doors can be ordered with a Sound Transmission Class (STC) glass upgrade
- A-Series Patio Doors have a sound and security glass option
- Multiple product lines have options that'll reduce sound transmission

INCREASE PRIVACY



Help keep your home private, and protect it from the sun with maintenance-free and convenient blinds-between-the-glass.

Available with:

- A-Series Patio Doors
- E-Series Patio Doors
- 400 Series Patio Doors
- 200 Series Perma-Shield® Patio Doors

THIS PAGE, TOP TO BOTTOM
Coastal Folding Outswing Door; E-Series Gliding
Patio Door with E-Series Picture Windows; A-Series
Gliding Patio Doors with blinds-between-the-glass

*See your local code official for code requirements in your area.

UNDERSTANDING MATERIALS

Using the right materials in the right place is what sets our doors apart. To really understand how we harness the unique qualities of the durable materials we use, it's helpful to understand how our doors are constructed. And while this means a bit of a technical detour, it'll ultimately help you home in on a product line that'll best meet your needs.

WOOD INTERIOR, COMPOSITE EXTERIOR

WHAT IS IT?

A door made by combining a beautiful wood interior with a strong-yet-lightweight composite exterior.

WHERE DO DOORS LIKE THIS SHINE?

Where you want an architecturally authentic door along with the highest-possible performance, A-Series Patio Doors are an ideal choice — particularly in tough, coastal environments.



A-Series Hinged Patio Door with contemporary panels

CLAD WOOD

WHAT IS IT?

A door made with a strong wood core that's protected by a coating (cladding) of vinyl or aluminum.

WHERE DO DOORS LIKE THIS SHINE?

Where you want the timeless look of wood, our clad-wood doors are ideal, and we have options at a range of price points:

- Where you're looking for a friendly price point, 400 Series Patio Doors and 200 Series Patio Doors are great.
- Where you want ultimate creative control over shape and size, E-Series Patio Doors are for you.
- Where you want the largest openings, our oversized patio door options — Folding Outswing Doors or MultiGlide™ Doors — will give you the possibilities you seek.



400 Series Hinged Patio Door

COMPOSITE

WHAT IS IT?

A door made of virtually maintenance-free Fibrex® material — a combination of reclaimed wood fiber, mostly from Andersen manufacturing processes, and thermoplastic polymers, some of which is also reclaimed.

WHERE DO DOORS LIKE THIS SHINE?

Where you want a door made for extremes — Fibrex material can withstand temperatures up to 150°F — the 100 Series Patio Door might be right



100 Series Patio Door

WHAT MAKES A QUALITY PATIO DOOR?

Whether you're considering a traditional patio door or one of our oversized patio doors, the indicators of quality are the same.

ENERGY-EFFICIENT GLASS

Insulation is improved through dual-pane glass, or two layers of glass with an argon gas blend-filled air space in between, and heat can be retained or reflected with the right low-emissivity coating or coatings. And when the most energy-efficient option is needed, there's triple-pane glass.



CLIMATE-APPROPRIATE SILL

This important feature is your best defense against water. Help keep water out of the home with the right sill for your conditions. And the variety of options available means that aesthetics don't have to suffer either!



STRONG CONSTRUCTION

Durable materials, good design, and quality manufacturing all help our doors resist weather, hold their shape over time, and generally perform well. Better yet, our doors are made of low-maintenance materials.



CALIFORNIA LIVING IN THE HEART OF THE MIDWEST

Q: AREN'T THESE DOORS JUST FOR CALIFORNIA HOMES?

A: Nope! Big doors can work in any climate. Tastemaker and former *Domino* magazine editor Michelle Adams had always admired the indoor/outdoor lifestyle of California homes. So when she set out to renovate her Ann Arbor, Michigan, ranch, she didn't let the four-season climate stop her. She used a Folding Outswing Door to bring in light, views, and combine her living room and deck into one space. There's a step down to the deck that helps protect the home from water and allows for a sill with drainage.



EXPLORE
OVERSIZED
PATIO DOORS



Before



After

PATIO DOORS COMPARISON CHART		GLIDING					HINGED			
FEATURES		100	200	400	A	E*	200	400	A	E*
Exterior Colors										
	White	•	•	•	•	•	•	•	•	•*
	Canvas		•		•	•			•	•*
	Prairie Grass				•	•			•	•*
	Sandtone	•	•	•	•	•	•	•	•	•*
	Terratone	•	•	•	•	•	•	•	•	•*
	Cocoa Bean				•	•			•	•*
	Dark Bronze	•	•		•	•			•	•*
	Red Rock				•	•			•	•*
	Forest Green			•	•	•	•	•	•	•*
	Dove Gray				•	•			•	•*
	Black	•	•		•	•	•	•	•	•*
Interior Wood Species										
	Pine		•	•	•	•	•	•	•	•
	Maple		•	•	•	•		•	•	•
	Vertical Grain Douglas Fir				•	•			•	•
	Oak		•	•	•	•	•	•	•	•
	Mahogany**				•	•			•	•
	Cherry				•	•			•	•
Interior Factory Finishes										
	Clear Coat				•	•			•	•
	Honey				•	•			•	•
	Cinnamon				•	•			•	•
	Mocha				•	•			•	•
	Russet				•	•			•	•
	Espresso				•	•			•	•
Interior Paint Colors										
	White	•	•	•	•	•	•	•	•	•
	Birch Bark				•	•			•	•
	Primed for Paint				•	•			•	•
	Canvas		•		•	•			•	•
	Prairie Grass				•	•			•	•
	Sandtone	•	•		•	•	•	•	•	•
	Terratone		•		•	•			•	•
	Cocoa Bean				•	•			•	•
	Dark Bronze	•	•		•	•	•	•	•	•
	Red Rock				•	•			•	•
	Forest Green				•	•			•	•
	Dove Gray				•	•			•	•
	Black	•	•		•	•	•	•	•	•
Performance Option										
	Stormwatch® Protection				•	•			•	•
Standard Sizes										
	Minimum Height	79 1/2"	79 1/2"	79 1/2"	79 1/2"	80"	79 1/2"	79 1/2"	79 1/2"	79 1/2"
	Maximum Height	95 1/2"	95 1/2"	95 1/2"	119 1/2"	96"	95 1/2"	95 1/2"	119 1/2"	119 1/2"
	Minimum Width	59 1/4"	32"	32"	32 3/8"	59 3/4"	24 1/2"	24 1/2"	24 1/8"	18 1/2"
	Maximum Width	95 1/4"	189"	189"	189"	190 1/4"	71 1/4"	107 1/8"	112 3/8"	76"
Custom Sizes										
		•	•	•	•	•	•	•	•	•

*E-Series exteriors come in 50 colors, 7 anodized finishes and custom colors. E-Series painted interiors come in custom colors. See andersenwindows.com/e-series for details.

**Actual wood species is either Sapele or Sipo, both non-endangered species grown in Africa, with color and characteristics similar to Central American mahoganies.

Printing limitations prevent exact replication of colors and finishes. See your Andersen dealer for actual color and finish samples.



THE ENVIRONMENT HAS A BUSINESS PARTNER

Respect for the environment is nothing new at Andersen. For more than a century, it has been part of who we are. Our commitment to recycle and reclaim materials began simply because it was good business. Now it's part of our broader commitment to sustainability and responsible stewardship of all of our resources. Andersen is committed to providing you with long-lasting,* energy-efficient windows and patio doors. Visit andersenwindows.com/sustainability for more information.



Andersen is a charter member of the **U.S. Green Building Council** and a strong supporter of its LEED® (Leadership in Energy and Environmental Design) National Green Building Standard rating system.



Select products are Indoor Advantage Gold™ Certified by SCS Global Services for indoor air quality. Andersen was the first window manufacturer to certify products for indoor air quality, beginning in 2008. For products covered, values, and certificate details, visit andersenwindows.com/environmental.



The Home Depot recognizes Andersen as an Eco Actions Partner — a company who is proactively seeking ways to make products and manufacturing processes safer for the environment, for our families, and for the planet.



Andersen makes windows and doors with options that make them ENERGY STAR® certified throughout the U.S.



Select products are Recycled Content Certified by SCS Global Services. For values and certificate details, visit andersenwindows.com/environmental.



*Visit andersenwindows.com/warranty for details.
“ENERGY STAR” is a registered trademark of the U.S. Environmental Protection Agency.
The Home Depot logo is a registered trademark of Home Depot, Inc.
“Andersen” and all other marks where denoted are trademarks of Andersen Corporation.
©2024 Andersen Corporation. All rights reserved. 7/24

Available at:



D3086463-04E