

## STORM AND SCREEN DOORS



**MAKE AN ENTRANCE.  
STYLE. FUNCTION. DURABILITY.**

# MEASURING GUIDE

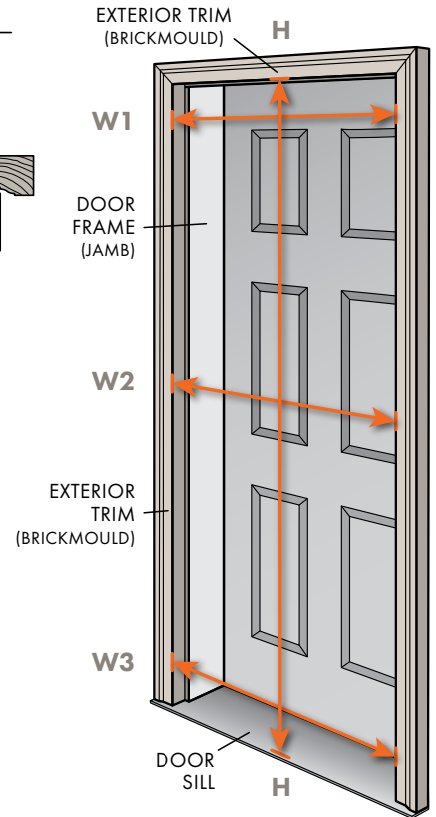
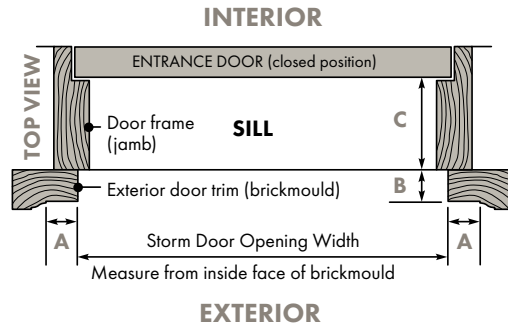
## 1 CHECK TO ENSURE DOOR OPENING AND TRIM ALLOW ENOUGH SPACE FOR A STORM DOOR

**DIMENSION A:** Minimum  $\frac{3}{4}$ " width flat trim surface required

**DIMENSION B:** Minimum 1" trim (brickmould) depth required

**DIMENSION C:** Minimum of  $2\frac{1}{2}$ " door frame (jamb) depth required\*

\* Depending on the depth and location of your entry door handle set, additional clearance may be needed.



## 2 MEASURE DOOR OPENING IN ORDER TO DETERMINE THE SIZE STORM DOOR YOU NEED

Measure the width of the door opening at the inside face of exterior trim on each side at top, center & bottom and record the shortest measurement.

(see measure points W1, W2 & W3 in the illustration)

RECORD YOUR SHORTEST WIDTH MEASUREMENT:

**W:**

Measure for the height from the sill to the under-side of the brickmould at the top

(see measure point H in the illustration)

RECORD YOUR HEIGHT MEASUREMENT:

**H:**

## 3 DETERMINE THE SIZE YOU NEED BASED ON THE DOOR OPENING MEASUREMENTS AND THE STORM DOOR MODEL THAT IS SELECTED

STANDARD DOOR SIZE WIDTH RANGES:	30"	32"	34"	36"	STANDARD DOOR SIZE HEIGHT RANGES:	80"
Andersen 4000 & 3000 Series Storm Doors with 45 Minute Easy Install System	29 7/8" TO 30 3/8"	31 7/8" TO 32 3/8"	33 7/8" TO 34 3/8"	35 7/8" TO 36 3/8"	X	80" TO 80 7/8"
Andersen 2000 & 400, 300 and 200 Series Storm Doors	29 3/4" TO 30 3/8"	31 3/4" TO 32 3/8"	33 3/4" TO 34 3/8"	35 3/4" TO 36 3/8"	X	80" TO 80 7/8"

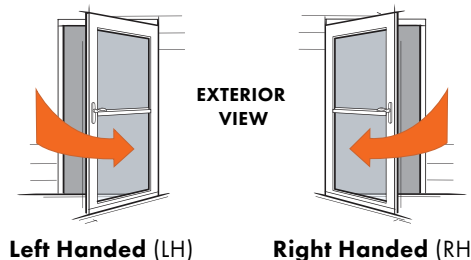
If your measurements are outside the standard width or height ranges shown above, you will require a custom size door.\*\*

	CUSTOM	CUSTOM XL	Partial View Custom Door Opening WIDTHS:	CUSTOM	CUSTOM XL
<b>Full View Custom Door Opening WIDTHS:</b>	27 7/8" TO 38 3/8"	27 7/8" TO 42"	27 3/4" TO 38 3/8"	38 1/2" TO 42"	
<b>Full View Custom Door Opening HEIGHTS:</b>	72" TO 84 7/8"	72" TO 96"	75" TO 84 7/8"	79" TO 9"	

\*\* Select storm door models and select options are not available in custom sizes.

## 4 CHOOSE THE DOOR HANDING THAT WORKS BEST FOR YOUR ENTRYWAY

If you choose an Andersen 4000 or 3000 Series Storm Door with the 45-Minute Easy Install System, handing will need to be specified at the time of purchase.



# FULL VIEW INTERCHANGEABLE



Scan this code for a digital brochure



	4000 SERIES	3000 SERIES	2000 SERIES
INSTALLATION SYSTEM			
VENTILATION	Carton includes full size interchangeable glass and screen panel		
OPERATION	<p>Panel to screen in less than a minute with Quick Change System (both glass and screen panel included)</p>	<p>Panel to screen with snap out / in strips (both glass and screen panel included)</p>	<p>Panel to screen with snap out / in strips (both glass and screen panel included)</p>
DOOR COLOR OPTIONS			
HANDLE SET FINISH OPTIONS	<p>MODERN </p> <p>TRADITIONAL </p> <p>(handle set sold separate)</p>		<p>CLASSIC </p> <p>(handle set is included)</p>
SIZING	Standard or Custom Sizes	Standard or Custom Sizes	Standard Sizes
CLOSERS	SmoothControl Plus Closing System	Dual with Bottom Simple Step	Single Simple Step
WEATHERSTRIP	Double	Double	Single
GLASS OPTIONS	Clear Low-E Low-E Insulating Laminated Safety*	Clear Low-E Decorative	Clear
MATERIALS	1 1/2" Thick Aluminum Frame	1 1/2" Thick Aluminum Frame	1 1/4" Thick Aluminum Frame

\* Laminated Safety Glass panels are permanently secured to the door frame and DO NOT feature the Quick Change System or an insect screen panel for ventilation.

# FULL VIEW SELF-STORING RETRACTABLE



	4000 SERIES	3000 SERIES	2000 SERIES
INSTALLATION SYSTEM			
VENTILATION	Retractable screen vents from the top		
OPERATION	One-handed retractable insect screen conveniently rolls out of view when not in use		
DOOR COLOR OPTIONS			
HANDLE SET FINISH OPTIONS	<p>MODERN </p> <p>TRADITIONAL </p> <p>(handle set sold separate)</p>		<p>CLASSIC </p> <p>(handle set included)</p>
SIZING	Standard or Custom Sizes	Standard or Custom Sizes	Standard Sizes
CLOSERS	SmoothControl Plus Closing System	Single Simple Step	Single Simple Step
WEATHERSTRIP	Double	Double	Single
GLASS OPTIONS	Clear Low-E	Clear Low-E	Clear
MATERIALS	1 1/2" Thick Aluminum Frame	1 1/2" Thick Aluminum Frame	1 1/4" Thick Aluminum Frame

# PARTIAL VIEW VENTILATING



	400 SERIES	300 SERIES	200 SERIES
INSTALLATION SYSTEM			
VENTILATION			
OPERATION	One-hand retractable screen rolls into the frame of the door	Dual-Venting design allows venting from top, bottom or both	Lower glass panel slides up to let in fresh air and down for full protection
DOOR COLOR OPTIONS			
HANDLE SET FINISH OPTIONS	 LEVER WITH LOCK <small>(handle set included)</small>	 PUSH-BUTTON <small>(handle set included)</small>	 PUSH-BUTTON <small>(handle set included)</small>
SIZING	Standard or Custom Sizes		
CLOSERS	Single Simple Step		
3/4 LIGHT OPTION	Yes	Yes	Yes
1/2 LIGHT OPTION	Yes	No	Yes
PET ENTRY OPTION	Yes	No	No

\*200 Series Almond color only on 1/2 light model. \*\*400 Series Matte Black handle only on Charcoal Gray. †White handle only on white doors. ††200 Series 3/4 Light door in standard sizes only.



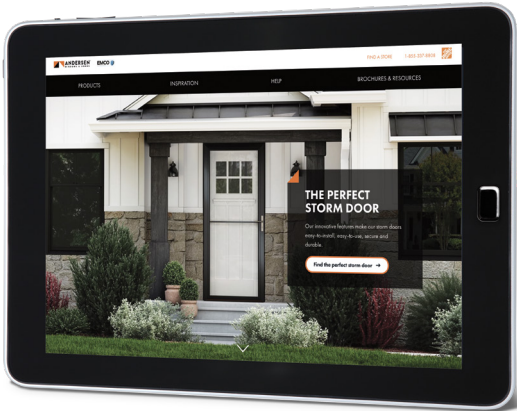
4000 Series Full View Interchangeable Storm Door in Black

# MAKE AN ENTRANCE WITH ANDERSEN.

FIND HELPFUL VIDEOS AND RESOURCES AT  
[stormdoors.com](https://stormdoors.com)

- Learn how to measure your opening for a storm door
- Watch how to install a storm door
- Try our "design your storm door" tool
- Find installation instructions
- Find replacement part ordering information

OR US CALL AT 1-800-933-3626



10% POST CONSUMER RECYCLED FIBER



Printed on FSC® certified paper, produced using Green-e certified renewable energy, with 10% post-consumer recovered fiber.

"Andersen" and all other marks where denoted are trademarks of Andersen Corporation and its subsidiary. EMCO Enterprises LLC is a wholly owned subsidiary of Andersen Corporation. EMCO manufactures and supports the limited warranties of Andersen® storm and screen doors. "The Home Depot" and The Home Depot logos are trademarks of Home Depot, Inc. ©2024 Andersen Corporation. All rights reserved.

P/N 42615 03/2024  
D3077726-423E