



# ENTRY DOORS



**HANDCRAFTED PREMIUM  
WOOD ENTRY DOORS**



# One of a kind. Like your home.

With Andersen, create an entry door with character and handcrafted origins, built in solid fine-grain wood. Styled to suit you perfectly. One of a kind. Like your home. And like you.







# EXPAND YOUR VIEW

## ENTRY DOOR STYLES

All styles available with wood or clad exteriors, as single or double doors, and with inswing or outswing operation. Doors are offered in standard and custom sizes.

**Arts & Crafts**  
Glass Panel



402



403



404

**Arts & Crafts  
(403)**  
Shown in oak



**Straightline**  
Full Panel



178



195



193



180

**Straightline**  
Glass Panel



181



194



179



334



102

Gothic, Elliptical, Arch and Springline™ door styles are also available. Visit [andersenwindows.com/entrydoors](https://andersenwindows.com/entrydoors) or contact your Andersen supplier for more information.

## SIDELIGHTS & TRANSOMS

To provide seamless alignment with Straightline or Arts & Crafts style entry doors, sidelights and transoms are available. For more information, visit [andersenwindows.com/entrydoors](https://andersenwindows.com/entrydoors).



# REALIZE YOUR VISION

## INTERIOR AND EXTERIOR WOOD SPECIES

Select from an expansive array of the finest grades of wood species to add warmth and beauty to your home’s entranceway. Available on both the interior and exterior of your door.



### Brick Mould and Interior Casings

A variety of exterior brick mould and interior casing profiles are available.



\*Actual wood species is either Sapele or Sipo, both non-endangered species grown in Africa, with color and characteristics similar to Central American mahoganies. Naturally occurring variations in grain, color and texture of wood makes each window or door one of a kind. Printing limitations prevent exact replication of finishes. Please see your Andersen supplier for actual finish samples.



# COLOR OPTIONS

Make a bold first impression with color – choose from 50 commercial-grade, aluminum exterior color options. On the interior of the door, choose from our painted options or enjoy the look of unfinished wood.

## Exterior Colors

Colony White	White	Abalone	Balsa White	Canvas	Maple Syrup	Harvest Gold	Prairie Grass	Flagstone
Sandtone	Pebble Tan	Carmel	Terratone	Hot Chocolate	Bourbon	Acorn	Coffee Bean	Cocoa Bean
Sierra Bronze	Dark Bronze	Clay Canyon	Red Rock	Cardinal	Bing Cherry	Fire Engine Red	Cinnamon Toast	Olive
Sage	Billiard Green	Moss	Forest Green	Mallard Green	Spearmint	Aquamarine	Patina	Sky Blue
Country Blue	Blue Denim	Watercolor Blue	Caribbean Blue	Slate	Moody Blue	Stormy Blue	Dove Gray	Harbor Mist
Yorktown Pewter	Smokey Gray	Mystic Gray	Dark Ash	Black	 Custom			

## Interior Painted Options

White	Birch Bark	Primed (for paint)	Canvas	Prairie Grass	Sandtone	Terratone	Cocoa Bean
Dark Bronze	Red Rock	Forest Green	Dove Gray	Black	Anodized Silver	 Custom	

Available on pine. Black and dark bronze also available on maple. Anodized silver available only on maple.



# ADD A VISUAL ACCENT

Add a carefully considered detail to your home’s overall look with Andersen® hardware or have your door prepped for hardware manufactured by others.

## HARDWARE OPTIONS\*



**YUMA®**  
Distressed Bronze  
**Distressed Nickel**



**ENCINO®**  
**Distressed Bronze**  
Distressed Nickel



**NEWBURY®**  
Antique Brass  
Bright Brass  
**Oil Rubbed Bronze**  
Satin Nickel

### HARDWARE FINISHES

							
Antique Brass	Black	Bright Brass	Distressed Bronze	Distressed Nickel	Oil Rubbed Bronze	Satin Nickel	Stone

## FSB® HARDWARE\*

Durable FSB hinged door hardware features clean lines and a sleek finish for a thoroughly modern look.



1035



1075



1076



1102\*\*



Black Anodized Aluminum



Satin Stainless Steel

**Black Anodized Aluminum**  
Satin Stainless Steel

**Satin Stainless Steel**

\*Hardware sold separately.  
\*\*FSB style 1102 is not available in black anodized aluminum.  
FSB hardware is stainless steel or aluminum.  
Printing limitations prevent exact finish replication. See your Andersen supplier for actual finish samples.  
“FSB” is a registered trademark of Franz Schneider Brakel GmbH & Co.





### ALBANY

#### Black

Stone

White



### ANVERS®

Bright Brass

Oil Rubbed Bronze

Satin Nickel




### TRIBECA®

Black

Stone

White



White

Tribeca and Albany hardware are zinc die cast with power-coat durable finish. Yuma, Encino, Newbury and Anvers are solid forged brass. Distressed bronze and oil rubbed bronze are "living" finishes that will change with time and use. Bright brass and satin nickel finishes on patio door hardware feature a 10-year limited warranty.

## YALE® ASSURE LOCK®\*

Monitor, lock and unlock from anywhere with the Yale Assure Lock. This slim, sleek keyless lock is designed exclusively for Andersen® hinged doors\*\* and integrates with a wide range of smart home platforms.



Black



Satin Nickel



White

\*Hardware sold separately.

\*\*Available on select hinged doors, see your Andersen supplier for details.

Printing limitations prevent exact finish replication. See your Andersen supplier for actual finish samples.

Yale manufactures and supports the limited warranty for Yale Assure Lock for Andersen doors.

# BRIGHTEN YOUR VIEW

Glass can affect energy efficiency more than any other part of a door. Choose from these High-Performance glass options for your climate and home.

GLASS	ENERGY		LIGHT	
	U-Factor How well a product prevents heat from escaping.	Solar Heat Gain Coefficient How well a product blocks heat caused by sunlight.	Visible Light Transmittance How much visible light comes through a product.	UV Protection How well a product blocks ultraviolet rays.
<b>SmartSun™</b> Thermal control similar to tinted glass, with visible light transmittance similar to Low-E4 glass.	● ● ● ○	● ● ● ●	● ● ● ○	● ● ● ●
<b>SmartSun with HeatLock® Coating</b> Applied to the room-side surface, it reflects heat back into the home and improves U-Factor values.	● ● ● ●	● ● ● ●	● ● ○ ○	● ● ● ●
<b>Low-E4®</b> Outstanding overall performance for climates where both heating and cooling costs are a concern.	● ● ● ○	● ● ● ○	● ● ● ○	● ● ● ○
<b>Low-E4 with HeatLock Coating</b> Applied to the room-side surface, it reflects heat back into the home and improves U-Factor values.	● ● ● ●	● ● ● ○	● ● ● ○	● ● ● ○
<b>Sun</b> Outstanding thermal control in southern climates where less solar heat gain is desired.	● ● ● ○	● ● ● ●	● ○ ○ ○	● ● ● ○
<b>PassiveSun®</b> Ideal for northern, passive solar construction applications where solar heat gain is desired.	● ● ● ○	● ○ ○ ○	● ● ● ○	● ● ● ○
<b>Triple-Pane with Low-E coatings on two surfaces</b> Three panes of glass combine with either argon gas blend air or Low-E coatings to provide enhanced energy performance.	● ● ● ●	● ● ● ○	● ● ● ○	● ● ● ●

Center of glass performance only. Ratings based on glass options as of January 2022. Visit [andersenwindows.com/energystar](https://andersenwindows.com/energystar) for ENERGY STAR® map and NFRC total unit performance data.

## Patterned Glass

Patterned glass lets in light while obscuring vision and adds a unique, decorative touch to your home. Cascade and Reed patterns can be ordered with either a vertical or horizontal orientation.



Cascade



Fern



Obscure



Reed



Satin Etch



## Art Glass

With art glass from Andersen, you can add interest, create a focal point and make your doors stand out. These finely crafted inserts are available to complement any home's architecture. For more information, visit [andersenwindows.com/artglass](https://andersenwindows.com/artglass).

## Arts & Crafts (403)

Shown in oak with Arts & Crafts art glass pattern.



# GRILLE OPTIONS

## Grille Patterns

Choose from Colonial, Prairie or Specified Equal Light grille patterns.



Colonial



Prairie



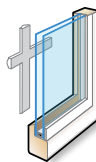
Specified  
Equal Light

## Grille Types Available



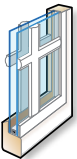
### Full Divided Light

Permanent exterior  
Permanent interior with spacer



### Removable Interior

Removable interior



### Simulated Divided Light

Permanent exterior  
Permanent interior



### Simulated Divided Light with Removable Interior Grilles

Permanent exterior  
Removable interior

## Profiles & Widths

Grilles are available in four standard widths: 3/4", 7/8", 1 1/8" and 1 1/2".





[andersenwindows.com/entrydoors](https://andersenwindows.com/entrydoors)

"Andersen" and all other marks where denoted are trademarks of Andersen Corporation.  
©2022 Andersen Corporation. All rights reserved. 04/22 Part #2000652