

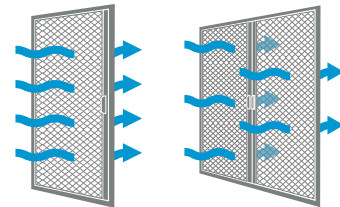


FRESH AIR AT YOUR FINGERTIPS

The LuminAire® Retractable Screen Door adds ventilation to your home without changing the look on your entryway. It features the SlideAway® insect screen system that disappears when not in use and easily engages to allow fresh air in when desired.

KEY FEATURES

- **EASILY HIDDEN**
SlideAway insect screen system designed to disappear when not in use
- **EASY TO USE**
Quiet, controlled operation for smooth, reliable performance
- **EASY TO INSTALL**
Installs in 3 easy steps and requires only basic tools and no cutting
- **EASY LIGHT AND VENTILATION**
Brings in natural light and ventilation on demand



THE LUMINAIRE SCREEN DOOR DIFFERENCE



COLOR-MATCHED HANDLE

With a slim profile, our color-matched handle fits the clean LuminAire door design.



REINFORCED CORNERS

Featuring reinforced corners for long-lasting* durability.



LOCKING LATCH

Convenient locking night latch.



SLIDEAWAY SCREEN SYSTEM

Smooth, reliable operation that disappears when not in use.



INTEGRATED DESIGN

Sleek profile design integrates seamlessly with entryway.

*See the limited warranty for details.

LUMINAIRE® RETRACTABLE SCREEN DOOR

OPTIONS

CONFIGURATIONS




Fits single inswing hinged doors



Fits double inswing hinged doors

COLOR OPTIONS



White



Sandtone



Bronze



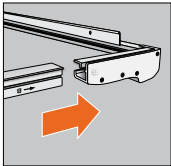
Black

EASY INSTALL

Installs in 3 simple steps with only basic tools and no cutting required.*

SIMPLE 3-STEP INSTALLATION

1



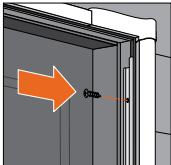
ASSEMBLE the sides and top/bottom screen tracks

2



PLACE the assembled unit into the opening

3



SECURE the unit into the opening

ADJUSTS TO FIT ALMOST ANY DOOR:




FITS OPENING TYPE:
Single-Hinged Door

ADJUSTABLE TO WIDTHS:
32" – 36"

Fits opening widths 31 7/8" – 36 3/8"

HEIGHT:
80"

Fits opening heights 80" – 80 7/8"
Available in 78" and 84" heights



FITS OPENING TYPE:
Double-Hinged Door

ADJUSTABLE TO WIDTHS:
68" – 72"

Fits opening widths 68" – 72"

HEIGHT:
80"

Fits opening heights 80" – 80 7/8"
Available in 78" and 84" heights

*Refer to the installation guide for complete instructions. Printing limitations prevent exact finish replication. See your Andersen supplier for exact finish samples.

Emco Enterprises LLC is a wholly owned subsidiary of Andersen Corporation that manufactures and supports the limited warranties for Andersen® Storm and Screen Doors.

"Andersen" and all other marks where denoted are trademarks of Andersen Corporation and its subsidiary. ©2020 Andersen Corporation. All rights reserved. 01/20



For more information, visit andersenwindows.com/luminaire