



HOME STYLE PATTERN BOOK

CAPE COD

A Colonial Selection from the Andersen Style Library

HOME STYLE PATTERN BOOK

CAPE COD

A Colonial Selection from the Andersen Style Library

The Cape Cod Home Overview	4	Door Proportions.....	16
Quintessential Windows & Doors.....	6	Entries with Trim	17
Colors & Finishes.....	8	Window & Door Hardware.....	18
Primary Windows.....	10	Exterior Trim Style Elements.....	20
Accent Windows.....	11	Interior Trim Style Elements.....	22
Window Groupings.....	12	Interior Room Trim Example.....	24
Sash & Grille Design.....	14	Product Index.....	25
Grille Patterns	15		

ARCHITECTURAL AUTHENTICITY MADE EASY

Achieve authentic architectural style with A-Series products that were developed in conjunction with leading architects. These windows and doors feature a unique system of options that work seamlessly together, allowing you to produce virtually any style with ease.

E-Series windows and doors are made to your exact specifications and give you unmatched design freedom within the architectural style you've chosen. They allow you to create dramatic shapes and sizes, and feature 50 standard colors, custom colors, plus a wide range of interior wood species.

Andersen offers you the tools and products that make it easier to design and build today's most popular, time-proven architectural styles.



Craftsman Bungalow



International Modern



Tudor

ANDERSEN HOME STYLE PATTERN BOOKS

Since ancient Roman times, architects have relied on the use of pattern books to outline the principles and formulas of architectural styles.

These early documents recorded the building patterns that were deemed to be best, and were important tools for architects of the day in their communication with other architects, as well as builders, clients, rulers and politicians.

Today, there is a renewed interest in pattern books as planners and developers look to build new communities by learning from the successes of the past. Andersen is committed to making this type of great architectural design more attainable through our products, tools and services.

The result of years of research, pattern books from the Andersen Style Library present the quintessential architectural details of the most popular American home styles, with an emphasis on window and door design options. With these books, Andersen makes it easier for architects, builders and homeowners to communicate with a common language, and to confidently design, build and live in a home of distinction.

For more information on the Andersen Style Library, visit **andersenwindows.com/stylelibrary**.



Georgian/Federal



Spanish Colonial Revival



American Farmhouse

THE CAPE COD HOME



Although it has English roots, the Cape Cod style home is distinctly American. It evolved from New England's early Colonial style houses in the early 1700s, primarily in response to the availability of materials and the area's harsh, stormy climate.

Steeply pitched roofs, for example, helped reduce buildup of New England's ice and snow. Window shutters, which are usually decorative in today's homes, were often closed to block out the wind. Additionally, original Cape Cod style homes often faced south so direct sunlight could enter and help provide winter heat.

Original Cape Cod style houses were extremely simple, self-effacing, almost austere structures. Today, Cape Cod Revival style homes are seen most often. They have many of the features of original Cape Cod style homes, but are usually more stylized with classical elements borrowed from Georgian or Federal style homes.

With the Cape Cod style's great design flexibility, it remains a vital part of the American architectural landscape – offering not only the ability to create a home that fits today's needs, but also one deeply rooted in American architectural history.




EXTERIOR COLOR PALETTE



ESSENTIAL STYLE ELEMENTS

- Steep roof with side gables; occasionally a bowed or gambrel roof
- Large chimney mass lined on center with front door and linked to fireplaces in each room
- Shed or gable dormers often aligned with windows on main floor
- Multi-paned, double-hung windows, often with shutters
- Small “prayer” windows in gable corners (see page 11)



QUINTESSENTIAL WINDOWS

Double-hung windows are the predominant window type for both the front and back façade of the Cape Cod style home. For the sides of the house, the guidelines are less strict. Historically, double-hung windows were favored, although today casement windows are also used.



Double-hung exterior



Double-hung interior

QUINTESSENTIAL DOORS

A six-panel main entry door is most common in the average Cape Cod style home. More elaborate homes may use an eight-panel door or a double door at the main entry, as well as a modified six-panel door in auxiliary locations. On occasion, top panels are switched out with panes of glass. Dutch doors, which consist of two units divided horizontally so that each half can be opened or closed separately, may also be used for either main entry or auxiliary doors.

Although outdoor porches and patios were not common in historic examples of Cape Cod style homes, they can be incorporated into contemporary Cape Cod style designs with the help of hinged or gliding patio doors that resemble French patio doors. Historically, most doors and door frames were painted due to the fact that they were often made of softwoods, which needed protection from the elements. White is most common in original homes, although more recent examples occasionally use other colors.



Main entry door exterior



Auxiliary patio door exterior

COLORS & FINISHES

White window exteriors and white exterior trim were common in original Cape Cod style homes. More recent Cape Cod style examples often feature other colors, although they generally stay within the lighter tones. While darker colors are less common, they are occasionally used today and are appropriate. Shutters, however, are most often seen in darker colors.

WINDOW/DOOR EXTERIOR

Color Palette


White


Canvas


Forest Green


Dove Gray

EXTERIOR TRIM

Color Palette


White


Canvas


Forest Green


Red Rock


Black



WINDOW/DOOR INTERIOR

Wood Species


Pine

WINDOW/DOOR INTERIOR

Stain Colors


Cinnamon


Honey

WINDOW/DOOR INTERIOR

Painted


White







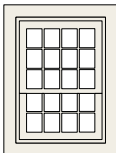






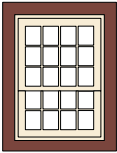







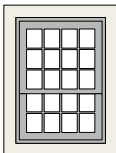




Primed for Painting

COLOR COMBINATIONS

Andersen Authenticity

Andersen® E-Series windows are available in custom colors, making it easy to match other exterior building materials, vary colors to suit your taste and complement your color palette.

To match existing interiors, E-Series products allow you to specify virtually any wood species in a range of finishes. Or choose a custom stain for an exact match.

		EXTERIOR TRIM COLOR				
		 White	 Canvas	 Forest Green	 Red Rock	 Black
WINDOW/DOOR COLOR	 White					
	 Canvas					
	 Forest Green					
	 Dove Gray					

PRIMARY WINDOWS

The size and proportions of early Cape Cod style windows reflects the limitations of glass manufacturing and distribution at the time. Panes of glass 6" wide by 8" high were commonly available as they were more economical to produce and easier to transport. Home builders would then fashion windows by joining these glass panes together with muntin bars. Today, larger and more energy-efficient glass is used along with grilles to emulate the traditional look of Cape Cod style windows (see page 15).

While glass panes that measure 6" wide by 8" high are quintessential, larger pane sizes are not uncommon in more contemporary Cape Cod style homes. All windows on the house are traditionally vertically proportioned with the exception of transom windows and "prayer" windows. For more on these two window types, see "Accent Windows" on page 11.

TYPICAL WINDOWS BY LOCATION



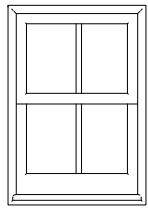
ACCENT WINDOWS

The window types that are most appropriate for use as accents include transom windows, sidelights and small windows with roughly square proportions placed on the upper level of the home where the roof meets the floor, sometimes referred to as “prayer” windows (see below). Transom windows above doors and sidelights alongside doors are common in today’s Cape Cod Revival style homes and are borrowed from Georgian and Federal style architecture.

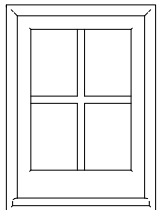
“Prayer” Windows

Historically, bedrooms of many Cape Cod style homes incorporated “prayer” windows, which allowed family members to feel closer to nature while kneeling by the bed when saying their prayers.

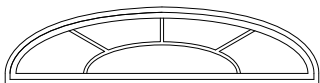
QUINTESSENTIAL ACCENT WINDOWS



Double-hung
“prayer” window

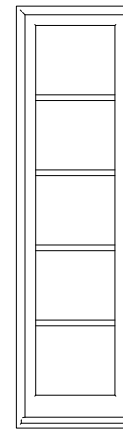
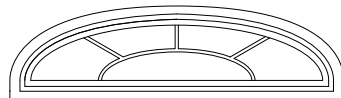

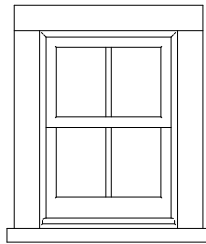


Casement “prayer”
window

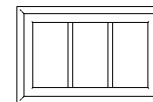


Elliptical transom window
shows Federal influence

With Trim





Sidelight



Rectangular transom
window shows
Georgian influence

With Trim

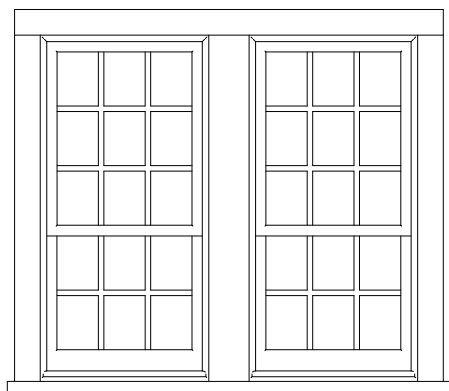


WINDOW GROUPINGS

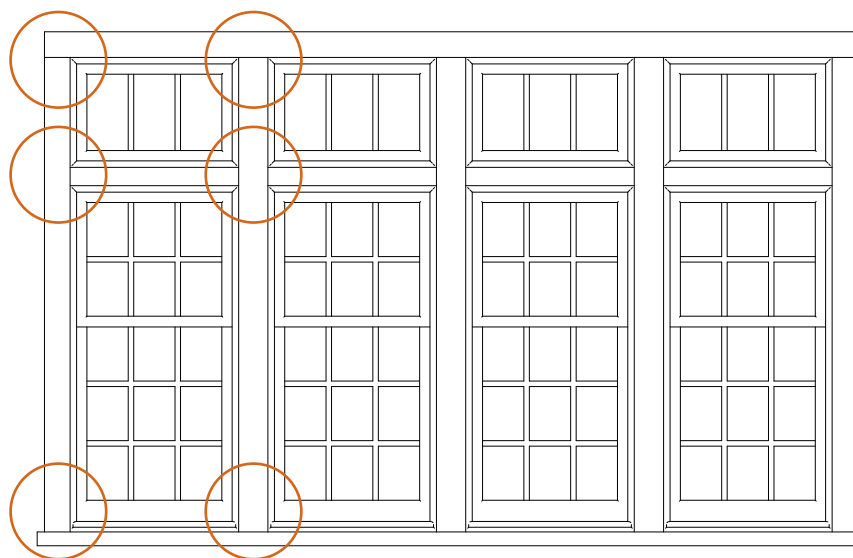
Historically, windows on all four sides of Cape Cod style homes were single openings and were not mulled together with other windows. Today, placing a two-wide window grouping where one window would have been used earlier is acceptable as long as it adheres to the rhythm and symmetrical composition that is so important to the Cape Cod style.

However, shutters are not recommended on mulled window groupings. Since shutters could not possibly cover more than one window, shutters on window groupings detract from the home's authenticity.

Today, it is often desirable to blend a contemporary floor plan with a quintessential Cape Cod style look, resulting in window groupings up to four units wide. This can be done successfully providing the overall massing and traditional roof forms are maintained.



Two-wide double-hung window groupings are common today.

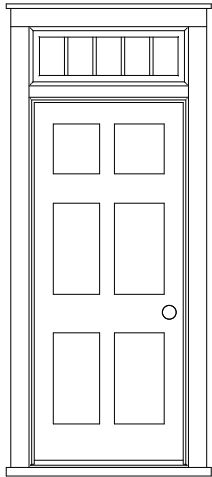


Four-wide double-hung window grouping with transom windows.
Circled areas – See Typical Trim Conditions details on page 13.


Andersen Authenticity

Every A-Series product from the Andersen® Architectural Collection features common design elements to make creating authentic window groupings easier.


With A-Series products, you can specify different window types and still have their sash design, grille profiles, glass setback, sight lines and frame depth match and align perfectly.



Transom window added to door brings light into entry. A five-light transom window is typical.



Door with transom window and sidelights adds light and viewing opportunities.



Federal style entry grouping commonly used in Cape Cod Revival style homes.

TYPICAL TRIM CONDITIONS

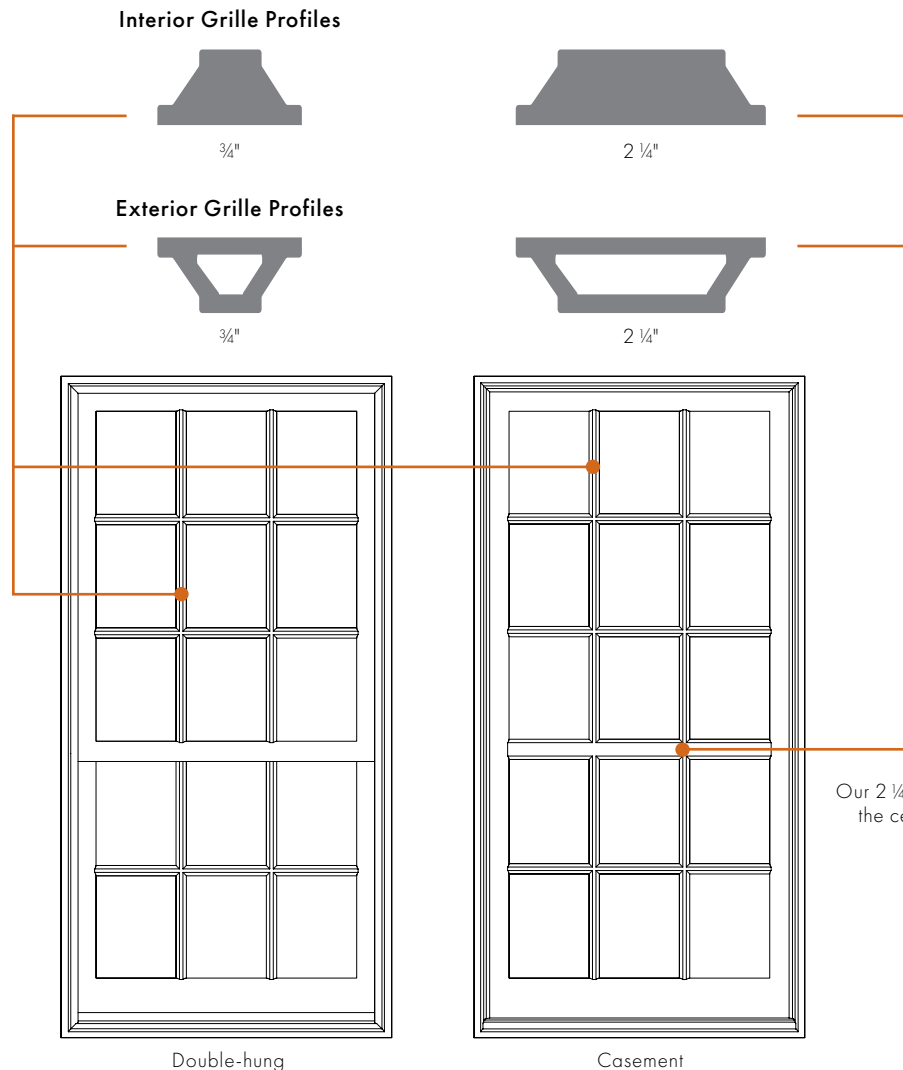
For an authentic appearance, double-hung windows should utilize a wide mullion spacing. Inversely, casement windows are most authentic with a narrower mullion spacing, preferably 4" or less.

	Jamb	Vertical Mullion	Shutter
Head			
Horizontal Mullion			
Sill			
Horizontal Section			
Vertical Section			

SASH & GRILLE DESIGN

Cape Cod style windows offer rich character that greatly contributes to the overall look of the home. The sash thickness is traditionally 1 $\frac{3}{8}$ " with a deep glass setback placed near the middle of that measurement. Additionally, grille and sash profiles are alike on the interior and the exterior respectively.

For double-hung windows, the top rail of the sash should be the same width as the stiles. Also, the bottom rail should be wider than the stiles and the top rail.



Andersen Authenticity

Andersen® A-Series windows were designed in conjunction with leading architects. As such, double-hung, casement and picture windows feature these sash and grille details for architectural authenticity:

- Bottom rail of the sash is wider than the stiles and top rail
- A deep glass setback for historical accuracy
- Grille profile faces are flush with the sash face to simulate traditional wood muntins
- Exterior grille profiles simulate the look of putty glazing on a historic window

Andersen products allow you to specify custom grille patterns, making it easy to create an exact match in historical applications.

Our 2 $\frac{1}{4}$ " wide grille can be positioned horizontally across the center of a casement window to simulate the look of a cottage style double-hung window.

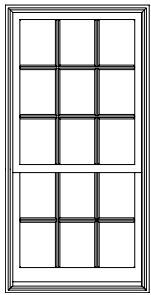
GRILLE PATTERNS

The ideal glass pane size for Cape Cod style windows is 6" wide and 8" high, although they may also be as large as 8" wide and 10" high. Vertically oriented panes are preferred, but a square appearance is also fine. Horizontally oriented panes are not recommended.


For windows of different sizes within the same home, grille spacing is most authentic if it is the same for each window. At the least, grille spacing should vary by no more than 12 percent.

ALTERNATIVE DOUBLE-HUNG WINDOW GRILLE PATTERNS

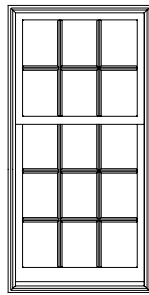
Primary Windows




Reverse cottage style window with 9-over-6 grille pattern



Reverse cottage style window with 12-over-8 grille pattern




Cottage style window with 6-over-9 grille pattern




Cottage style window with 8-over-12 grille pattern

ALTERNATIVE CASEMENT WINDOW GRILLE PATTERNS


Primary Windows




Simulated reverse cottage style window with 9-over-6 grille pattern



Simulated reverse cottage style window with 12-over-8 grille pattern



Simulated cottage style window with 6-over-9 grille pattern



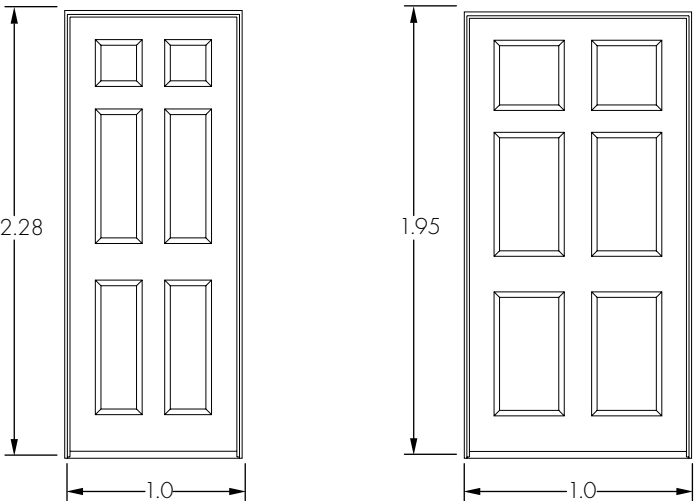
Simulated cottage style window with 8-over-12 grille pattern

DOOR PROPORTIONS

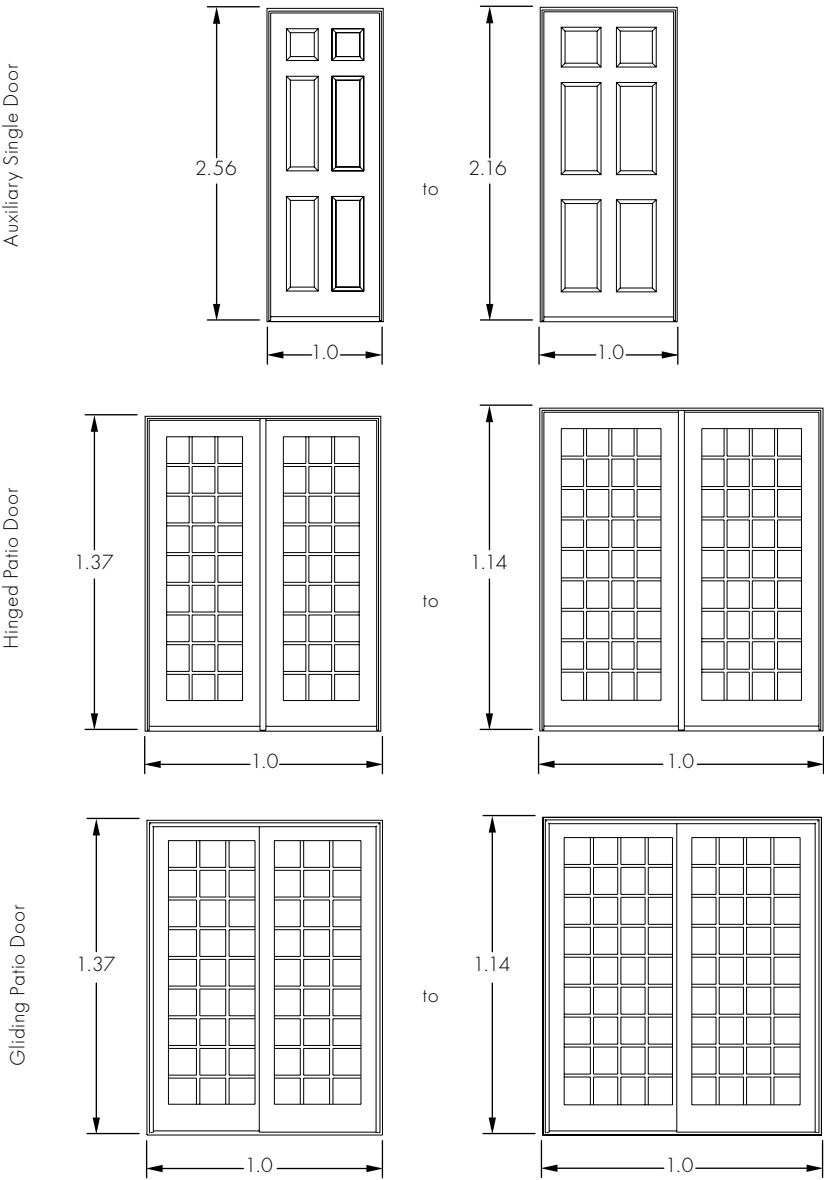
Since ceiling heights in Cape Cod style homes are typically lower than those found in other architectural styles, door heights are somewhat limited. As a result, main entry doors are often relatively wide to help give the doors more prominence.

Although side doors are rare in historic homes, contemporary Cape Cod style homes often have side doors that are narrower versions of the main entry doors.

Typical proportion ratios – Main doors



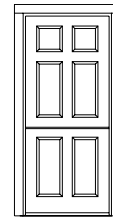
Typical proportion ratios – Auxiliary doors



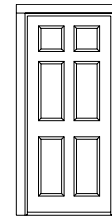
MAIN ENTRIES WITH TRIM

Historic Cape Cod style homes typically have a six-panel main entry door. Large homes often have eight-panel or even double main entry doors. Transom windows are common and typically consist of a single row of glass panes that are identical in proportion to those in adjacent windows.

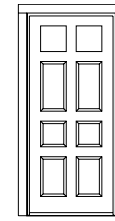
Sidelights were not used in original Cape Cod style homes, although they are often seen in contemporary versions with both single and double doors. In examples with both sidelights and transom windows, the transom window must extend over the sidelights. Additionally, when the sidelights consist of a single row of glass panes, the panes should be identical in proportion to those used in the transom window.




Dutch door




Classic six-panel main entry door



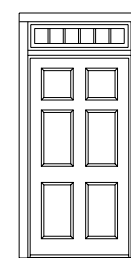
Eight-panel door with glass in top panels




Dutch door with glass in top panels



Main entry with sidelights and transom window



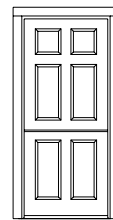
Six-panel door with transom window




Double door entry with transom window

AUXILIARY ENTRIES WITH TRIM

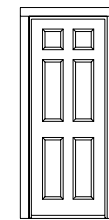
Original Cape Cod style homes did not have auxiliary doors. However, in more recent examples, grouped doors are often used successfully when they are placed in a symmetrical composition – a major part of the Cape Cod aesthetic. When doors are mulled together, mullion trim should be a minimum of 3" wide.



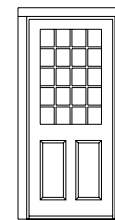
Dutch door side entry



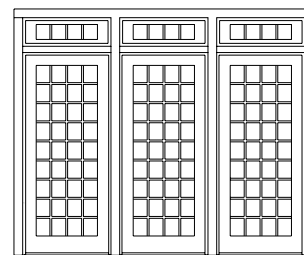
Alternative panel Dutch door



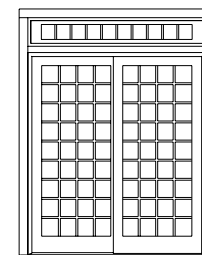
Classic six-panel side entry door



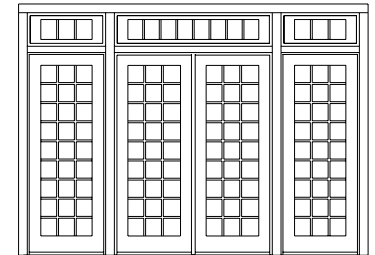
Side door with glass top panel



Single hinged patio doors with full-sized sidelights and transom windows



Gliding patio door with transom window



Double hinged patio door with full-sized sidelights and transom windows

WINDOW HARDWARE

Common window hardware elements include sash lifts, sash locks and shutter hardware. Darker finishes such as distressed bronze are most authentic.



Andersen® casement window with traditional folding handle shown in distressed bronze.

DOUBLE-HUNG HARDWARE

Lock & Keeper



Hand Lift



Bar Lift



Finger Lift



Shown in black

CASEMENT AND AWNING HARDWARE

Traditional Folding Handle



Shown in distressed bronze

HARDWARE FINISHES



Hardware sold separately.
Oil rubbed bronze is a "living" finish that will change with time and use.
Printing limitations prevent exact finish replication. Please see your Andersen supplier for actual finish samples.

DOOR HARDWARE

Having evolved from New England's early Colonial style houses in the early 1700s, Cape Cod style homes had door hardware that married the "early American" look and sensibility with Victorian style refinement.

Andersen Authenticity

Andersen® Encino® hardware complements Cape Cod style homes beautifully. Made of solid, forged brass for a substantial look and feel, Encino hardware has a bold elegance for authentic style and is available in your choice of historically accurate distressed bronze or distressed nickel finishes.




HARDWARE FINISH OPTIONS




Hardware sold separately.
Oil rubbed bronze is a "living" finish that will change with time and use.
Printing limitations prevent exact finish replication. Please see your Andersen supplier for actual finish samples.

EXTERIOR TRIM STYLE ELEMENTS


Cape Cod style windows typically feature a simple exterior trim style with 3 ¾" or 4 ½" flat board trim on the jambs and head, and a 1 ¾" or 2 ½" sill nose. A simple drip cap is often added above the head casing. Or, as shown here, decorative head trim may be used for a slightly more ornate look. Paneled or louvered exterior shutters are also customary. Although less common, Cape Cod Revival style homes occasionally use more elaborate trim, like that seen on Georgian or Federal style homes.




ALTERNATIVE EXTERIOR TRIM STYLES



Wide flat trim for jamb and head with extended sill nose.



Wide flat trim for jamb and head with extended sill nose and decorative drip cap.




Wide flat trim with back band for jambs and head with extended sill nose.

Andersen Authenticity

For authentic Cape Cod styling, or to create a variance all your own, A-Series products provide a choice of three exterior trim profiles and three head trim options. A-Series exterior trim is available in 11 colors, so you can match or complement your window and door colors to create a variety of looks.

You can also design your own custom trim profiles with E-Series products, plus match or contrast the trim of the windows and doors with any of 50 exterior colors, custom colors and anodized finishes.

To learn more about Andersen® trim options, visit andersenwindows.com/exteriortrim.




INTERIOR TRIM STYLE ELEMENTS

Cape Cod style interior trim is traditionally simple. Typically, it ranges from $\frac{3}{4}$ " to 1" thick and from 2 $\frac{1}{2}$ " to 3 $\frac{1}{2}$ " wide. A flat casing with a bead on the inner edge is quintessential. This authentic trim style provides a well-proportioned frame for an opening in a wall, as well as beautiful shadow lines.

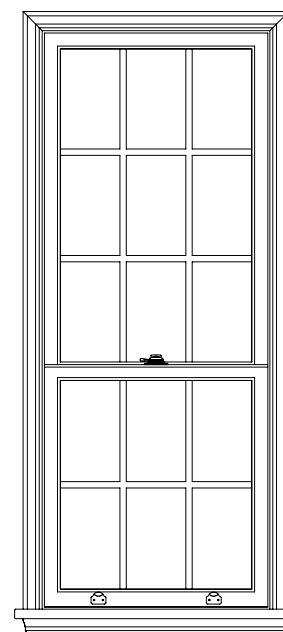
Single-piece trim that looks like a scaled-down version of Georgian or Federal style trim is also an appropriate alternative.



ALTERNATIVE INTERIOR TRIM STYLES



Wide casing with flat shoulders and elongated ogee profile on jambs and head. Sill from flat stock with eased edges and apron cut from jamb casing, but with outer shoulder removed.





Thin casing featuring alternating flat and ogee profiles. Sill from flat stock with eased edges and apron cut from jamb casing, but with outer shoulder removed.



ALTERNATIVE GROUPING AND INTERIOR TRIM STYLES



Groupings shown with
narrow mull spacing

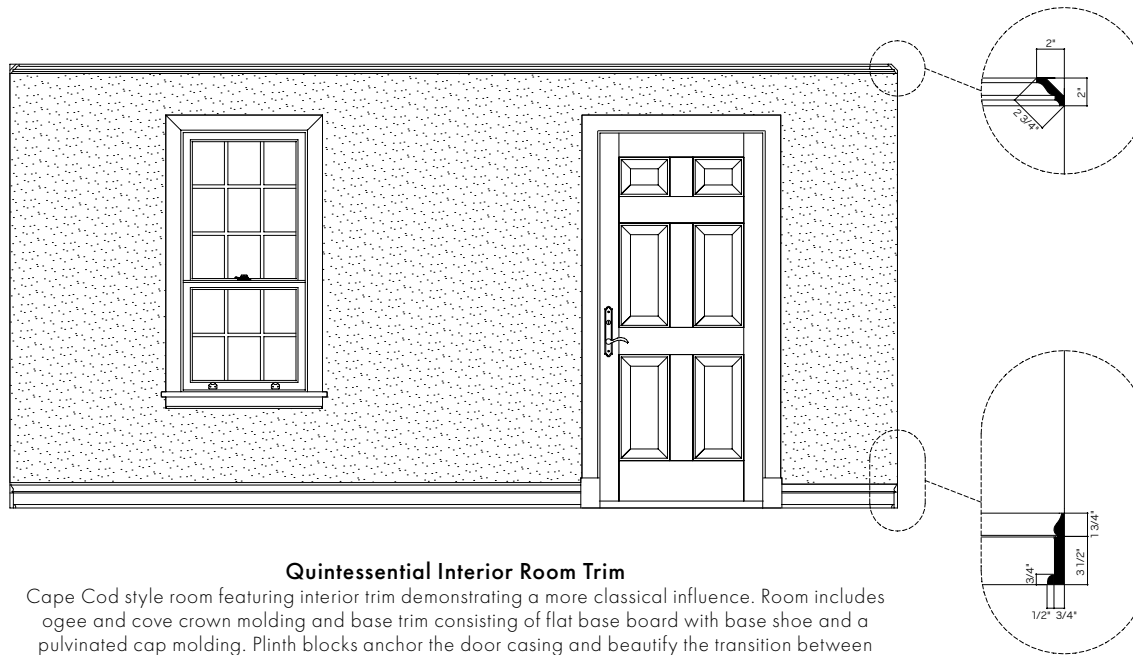


Groupings shown with
wide mull spacing



WINDOW, DOOR & TRIM PROPORTIONALITY

Choosing the right combination of interior trim profiles and size requires careful consideration of everything from house style and room dimensions to furnishings and room function.



Quintessential Interior Room Trim


Cape Cod style room featuring interior trim demonstrating a more classical influence. Room includes ogee and cove crown molding and base trim consisting of flat base board with base shoe and a pulvinated cap molding. Plinth blocks anchor the door casing and beautify the transition between casing and base trim.

CAPE COD ANDERSEN® PRODUCT INDEX



Double-hung window (exterior)

- 3 1/2" flat exterior trim with 2" cornice: Canvas
 - Frame exterior: Forest Green
 - Sash exterior: Forest Green
 - Specified equal light grille pattern
- Shown on pages 5, 6, 8 and 20.



Double-hung window combination (exterior)

- 3 1/2" flat exterior trim with 2" cornice: Canvas
 - Frame exterior: Forest Green
 - Sash exterior: Forest Green
 - Specified equal light grille pattern
- Shown on pages 5 and 21.



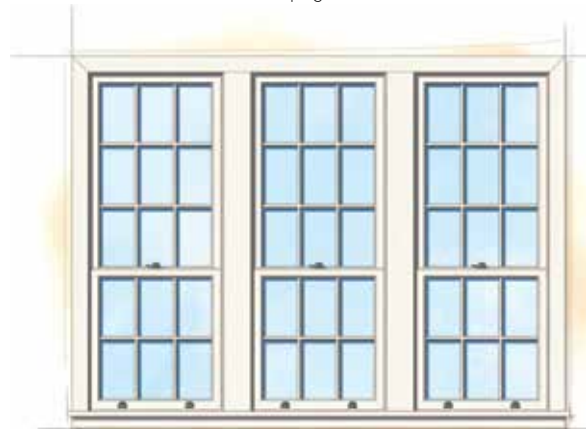
Hinged inswing patio door (exterior)

- 3 1/2" flat exterior trim with 2" cornice: Canvas
 - Frame exterior: Forest Green
 - Panel exterior: Forest Green
 - Specified equal light grille pattern
 - Encino® door hardware: Distressed Nickel
- Shown on pages 5 and 7.



Double-hung window (interior)

- Frame interior: White
 - Sash interior: White
 - Specified equal light grille pattern
 - Traditional double-hung lock and keeper and finger lifts: Distressed Nickel
- Shown on pages 6, 8 and 22.



Double-hung window combination (interior)

- Frame interior: White
 - Sash interior: White
 - Specified equal light grille pattern
 - Traditional double-hung lock and keeper and finger lifts: Distressed Nickel
- Shown on page 23.



Straightline full panel door (178) with transom (exterior)

- 3 1/2" flat exterior trim with 2" cornice: Canvas
 - Panel exterior: Canvas
 - Colonial grille pattern (transom)
 - Encino door hardware: Distressed Nickel
- Shown on page 7.



"Andersen" and all other marks where denoted are trademarks of Andersen Corporation.
©2020 Andersen Corporation. All rights reserved. 12/20 Part #9098432