



HOME STYLE PATTERN BOOK

American Farmhouse

A Victorian Selection from the Andersen Style Library

HOME STYLE PATTERN BOOK

American Farmhouse

A Victorian Selection from the Andersen Style Library

American Farmhouse Home Style Overview	4
Quintessential Windows & Doors	6
Colors & Finishes.....	8
Primary Windows	10
Accent Windows	11
Window Groupings.....	12
Sash & Grille Design	14
Grille Patterns	15
Door Proportions.....	16
Entries with Trim	17
Window & Door Hardware	18
Exterior Trim Style Elements.....	20
Interior Trim Style Elements	22
Interior Room Trim Examples.....	24
Art Glass Style & Location	25
Product Index	26



THE ANDERSEN® ARCHITECTURAL COLLECTION

The Architectural Collection is an industry-leading, innovative approach to windows and doors that's based not on the type of window or door, but rather on the style of home you want to create.

Consisting of Andersen® A-Series and E-Series products, the collection offers two approaches to attaining authentic architectural style.

A-Series products were designed in conjunction with leading architects. These windows and doors feature a unique system of options that work seamlessly together, allowing you to produce virtually any style with ease.

E-Series windows and doors are made to your exact specifications and give you unmatched design freedom within the architectural style you've chosen. They allow you to create dramatic shapes and sizes, and feature 50 standard colors, custom colors, plus a wide range of interior wood species.

With the Architectural Collection, you have the tools that make it easier to design and build today's most popular, time-proven architectural styles.



ANDERSEN HOME STYLE PATTERN BOOKS

Since ancient Roman times, architects have relied on the use of pattern books to outline the principles and formulas of architectural styles.

These early documents recorded the building patterns that were deemed to be best, and were important tools for architects of the day in their communication with other architects, as well as builders, clients, rulers and politicians.

Today, there is a renewed interest in pattern books as planners and developers look to build new communities by learning from the successes of the past. Andersen is committed to making this type of great architectural design more attainable through our products, tools and services.

The result of years of research, pattern books from the Andersen Style Library present the quintessential architectural details of the most popular American home styles, with an emphasis on window and door design options. With these books, Andersen makes it easier for architects, builders and homeowners to communicate with a common language, and to confidently design, build and live in a home of distinction.

For more information on the Andersen Style Library, visit andersenwindows.com/stylelibrary.



The American Farmhouse Style



While homes in rural America varied from region to region, the style most commonly known as Farmhouse first appeared in the Midwest in the mid-1800s. Depending on the owner's affluence, the American Farmhouse style ranges from small, simple structures to more elaborate homes featuring elements borrowed from other styles, especially Victorian. Front gables, porches and extended roof eaves are American Farmhouse style trademarks regardless of the home's size, with all contributing to the style's distinctive look and feel.



At Andersen, we not only appreciate this style's simple beauty, we recognize and respect it as a product of the significant changes happening at this point in our country's history. Railroads were expanding. The Midwest saw its first wave of immigrants. Plus, to facilitate the need for housing, a new construction method called balloon framing allowed a farmer and just one assistant to build a home – helping to quickly settle the new territory. For Andersen, the Farmhouse style is more than just a type of home. It's a testament to the American spirit.



ESSENTIAL STYLE ELEMENTS

- Asymmetrical massing with a gable at the front of the house
- One-and-a-half to two stories
- Open floor plan with central chimney
- Intersecting gable roofs
- Wraparound porches
- Simple detailing

EXTERIOR COLOR PALETTE




Quintessential Windows

The traditional American Farmhouse style window is a double-hung window that is taller than it is wide.

Historically, the window's size was determined by what was available at the time and by what the owner could afford. The number of windows and their placement also varied from house to house. More affluent homeowners used window combinations, bay windows plus occasional decorative elements often borrowed from Victorian style architecture. Less affluent homeowners chose smaller, single windows.

Accent windows may also be used, particularly in gable locations. See page 11 for more on accent windows.



Double-hung exterior



Double-hung interior

Quintessential Doors

American Farmhouse style homes combine a mix of influences, with their doors revealing a blend of Colonial, Victorian and old-world elements.

The front door is located on the porch and is traditionally a single, paneled door. The top panels may be replaced by glass, and there may be sidelights, a transom window or both. Double doors at the main entry are not common.

Side doors and back doors are similar to front doors but do not have sidelights. Plus, they usually have glass panels in their upper halves to allow light into the kitchen or back hallway. Transom windows may also be used, depending on ceiling height and the detailing of the home.

While patio doors were not used in original American Farmhouse style homes, these doors can be appropriately styled for today's houses.

Finally, doors are almost always painted, although a door made of fine hardwood may be stained.



Window/Door Exterior Color Palette




Exterior Trim Color Palette



Colors & Finishes

American Farmhouse style colors reflect the limited choices available to homeowners during the style's evolution, as well as colors that were popular in other architectural styles. The rich, earth-tone colors from the Victorian color palette, plus the whites and pastels of Colonial Revival homes, are often borrowed for American Farmhouse style homes.




Window/Door Interior Wood Species



Window/Door Interior Stain Colors



Window/Door Interior Painted

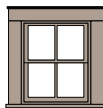


Color Combinations

• ANDERSEN AUTHENTICITY •

Andersen® E-Series windows make it easy to match other building materials and to complement your color palette. They're available in 50 exterior colors, plus custom colors for unlimited possibilities.

To match existing interiors, E-Series products allow you to specify virtually any wood species in a range of finishes. Or choose a custom stain for an exact match.

		EXTERIOR TRIM COLOR							
		White	Sandtone	Canvas	Terratone	Forest Green	Dove Gray	Red Rock	Cocoa Bean
WINDOW/DOOR COLOR	White								
	Sandtone								
	Canvas								
	Terratone								
	Forest Green								
	Cocoa Bean								
	Dove Gray								

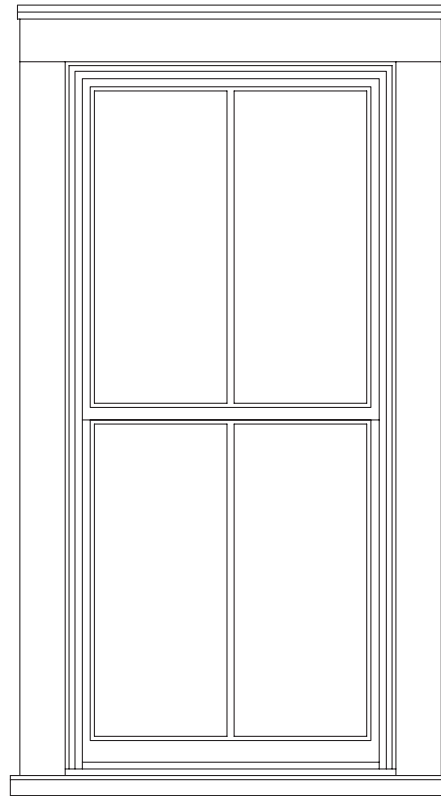
Primary Windows

The American Farmhouse style borrowed its primary window proportions from both Victorian homes and Colonial style homes. The tall, narrow Queen Anne proportion of $2\frac{1}{2}$ times taller than wide is common, as is the Colonial style home proportion of two times taller than wide. In contrast, however, frugal American Farmhouse style homes often have smaller windows, whereas the windows in Victorian-influenced homes can be considerably larger.

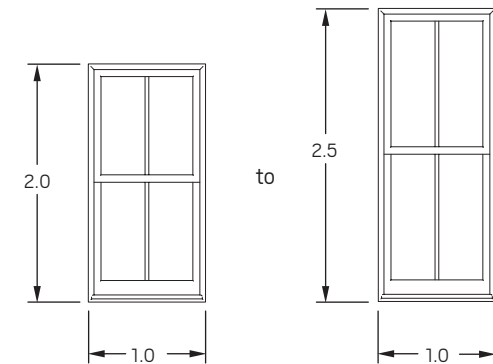
•ANDERSEN AUTHENTICITY•

Andersen® Architectural Collection windows are available in custom sizes. Both the primary windows shown here and the accent windows on the next page can be ordered to the specifications your American Farmhouse style home design requires.

QUINTESSENTIAL PRIMARY WINDOW WITH TRIM



Typical Proportion Ratios



Accent Windows

Early American Farmhouse style homes had few accent windows or none at all. Windows were seen only as functional elements for allowing light and ventilation into rooms.

Later, more affluent owners installed decorative ovals, circles, archtops and gothic arches in stair landings, in entryways and below gables. While these windows may not fit the stereotypical idea of American Farmhouse style practicality, early owners were not immune to the latest trends they saw in magazines and newspapers of the day.

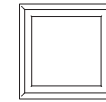
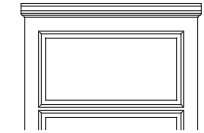
A notable accent window of the American Farmhouse style is the stand-alone cottage style front window. It was borrowed from the Queen Anne style and began appearing in catalogs and houses around 1900. Typically consisting of an unequal double-hung window or a fixed window with a transom, as shown on page 13, these accent windows were often located on the main level at the front of the house. Cottage style windows were usually quite large and wider than other windows in the house. Leaded or stained glass was often used in the upper sash or transom.

QUINTESSENTIAL ACCENT WINDOWS

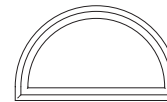
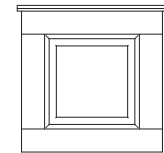
With Trim



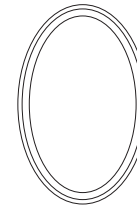
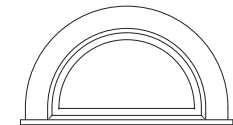
Rectangular transom window



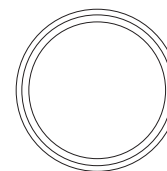
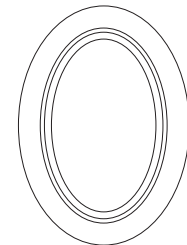
Square transom window



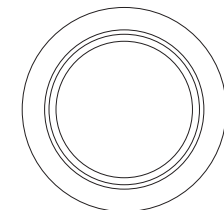
Half-circle window



Oval window



Circle window



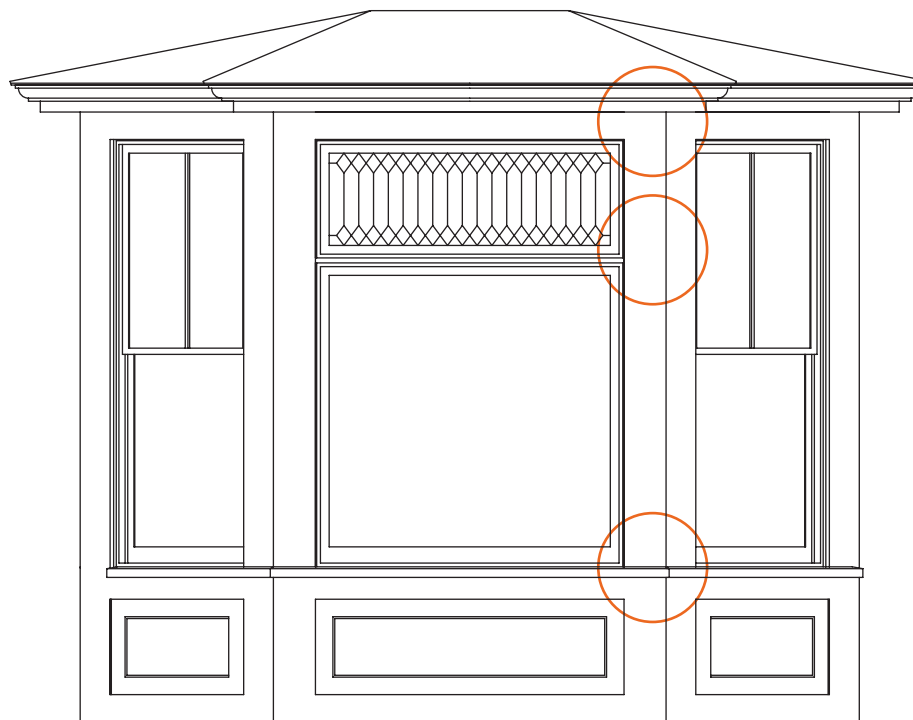
Window Groupings

Single window units are quintessential in the American Farmhouse style home. However, groupings of two or three are occasionally used, as are bay windows. Transom windows are not common except in higher-end homes where they are placed over doors or as part of a front-facing cottage window.

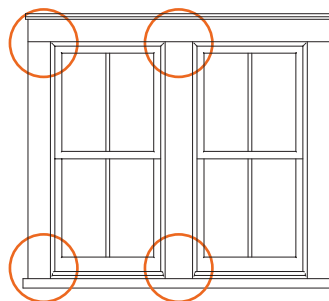
•ANDERSEN AUTHENTICITY•

Every A-Series product from the Andersen® Architectural Collection features common design elements to make creating authentic window groupings easier.

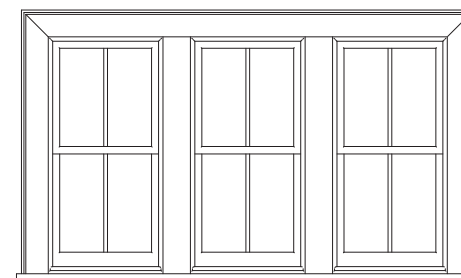
With A-Series products, you can specify different window types, like those shown in the angled bay window groupings, and still have their sash design, grille profiles, glass setback, sight lines and frame depth match and align perfectly.



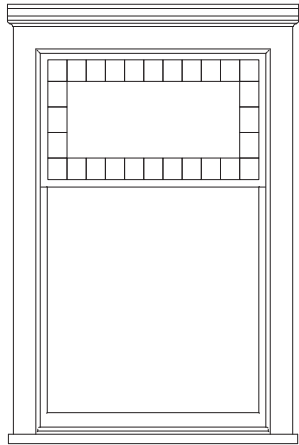
Angled bay Cottage Front Type 2 grouping with art glass in the transom window and flanking double-hung windows. Circled areas – See Typical Trim Conditions details on page 13.



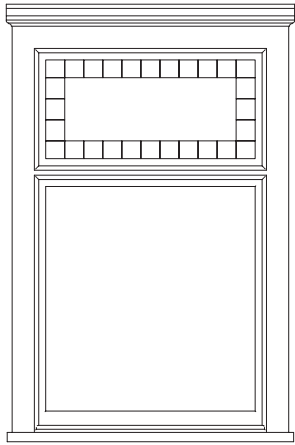
Two double-hung windows mulled together with quintessential trim. Circled areas – See Typical Trim Conditions details on page 13.



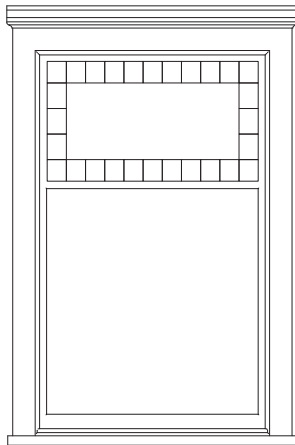
Three double-hung windows mulled together with backband trim.



Type 1
Cottage Front Window
Cottage style double-hung window.
Also common without art glass.



Type 2
Cottage Front Window
Picture window with transom window.
Also common without art glass.



Type 3
Cottage Front Window
Picture window with wide horizontal grille (simulated
check rail). Also common without art glass.

TYPICAL TRIM CONDITIONS

For an authentic appearance, double-hung windows should utilize wide mullion spacing. Inversely, casement windows are most authentic with narrower mullion spacing, preferably 4" or less.

	Jamb	Vertical Mullion	Corner	Shutter
Head				
Horizontal Mullion		N/A		
Sill				
Horizontal Section				
Vertical Section				

Sash & Grille Design

American Farmhouse style windows offer rich character that greatly contributes to the overall look of the home.

The sash thickness is traditionally $1\frac{3}{8}$ " with a deep glass setback placed near the middle of that measurement. Additionally, grille and sash profiles are alike on the interior and the exterior respectively.

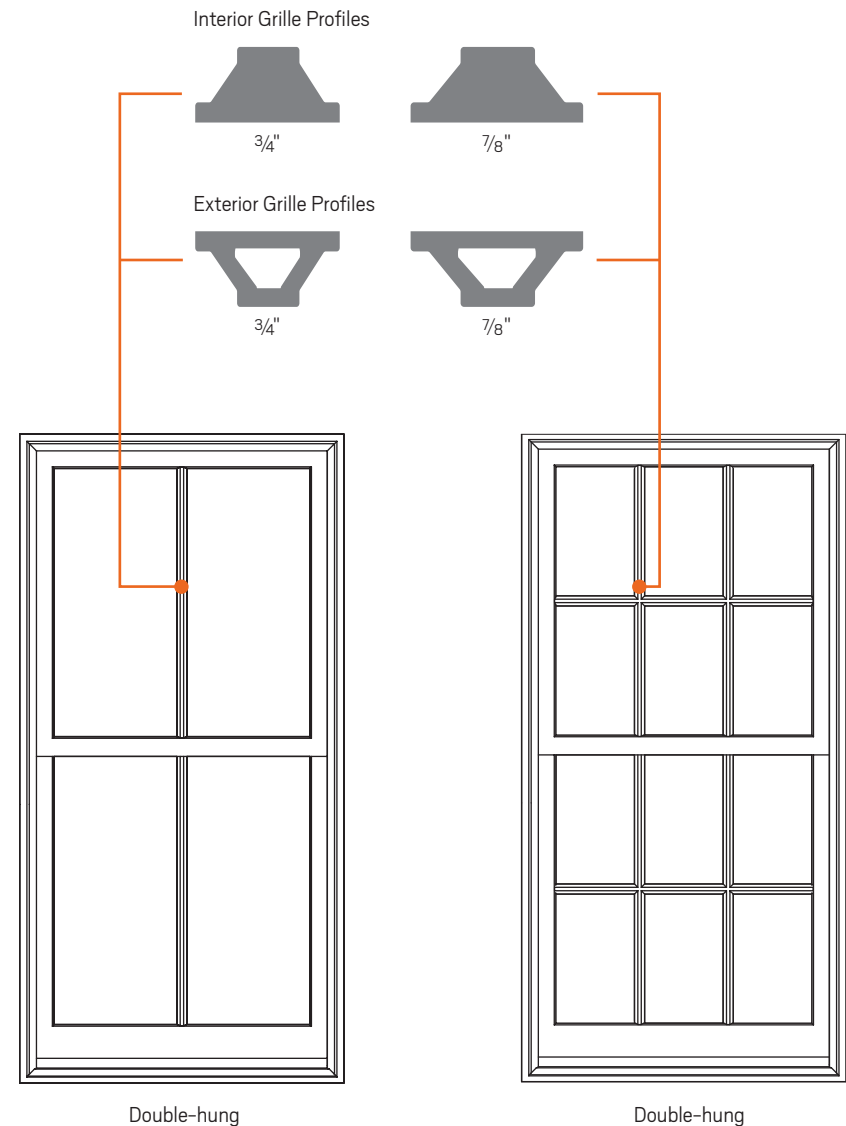
For double-hung windows, the top rail of the sash should be the same width as the stiles. Also, the bottom rail should be wider than the stiles and the top rail.

• ANDERSEN AUTHENTICITY •

Andersen® A-Series windows were designed in conjunction with leading architects. As such, double-hung, casement and picture windows feature these sash and grille details for architectural authenticity:

- Bottom rail of the sash is wider than the stiles and top rail
- A deep glass setback for historical accuracy
- Grille profile faces are flush with the sash face to simulate traditional wood muntins
- Exterior grille profiles simulate the look of putty glazing on a historic window

Andersen products allow you to specify custom grille patterns, making it easy to create an exact match in historical applications.



Grille Patterns

The traditional window and grille pattern is a double-hung window with a 2-over-2 pattern. The Colonial pattern, the 2-over-1 pattern or no grilles at all may also be used as alternatives.

In historic American Farmhouse style examples, casement windows were not used. Today, however, egress situations may require them*. When casement windows are used, their grille patterns should create the look of rectangular windowpanes that are approximately the same size as those in the home's double-hung windows.

Picture windows usually do not have grilles. However, a grille may be used to make a picture window mimic a cottage window by placing the grille $\frac{3}{10}$ of the way down from the top.

• ANDERSEN AUTHENTICITY •

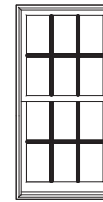
When casement windows are required for egress situations as mentioned above, they can still stay true to the look of an authentic American Farmhouse style home. Andersen offers a 2¼" wide grille that can be positioned horizontally across the center of a casement window to simulate a check rail, giving it the appearance of a double-hung window.

ALTERNATIVE DOUBLE-HUNG WINDOW GRILLE PATTERNS

Primary Windows



2-over-1
grille pattern




6-over-6
Colonial grille
pattern



No grilles

Accent Windows



No grilles

ALTERNATIVE PICTURE WINDOW GRILLE PATTERN

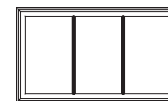
Primary Windows



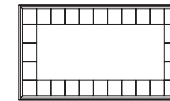
Picture window with
simulated check rail

ALTERNATIVE TRANSOM WINDOW GRILLE PATTERNS

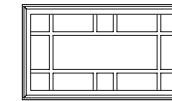
Accent Windows



Specified equal
light grille pattern



Art glass



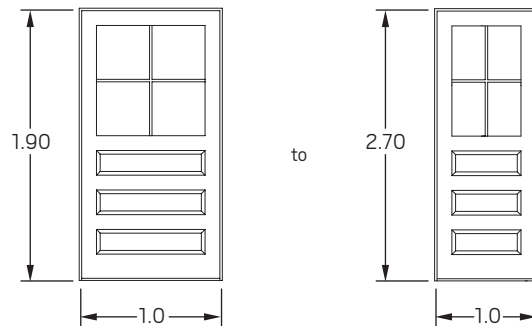
Custom simulated
divided light

Door Proportions

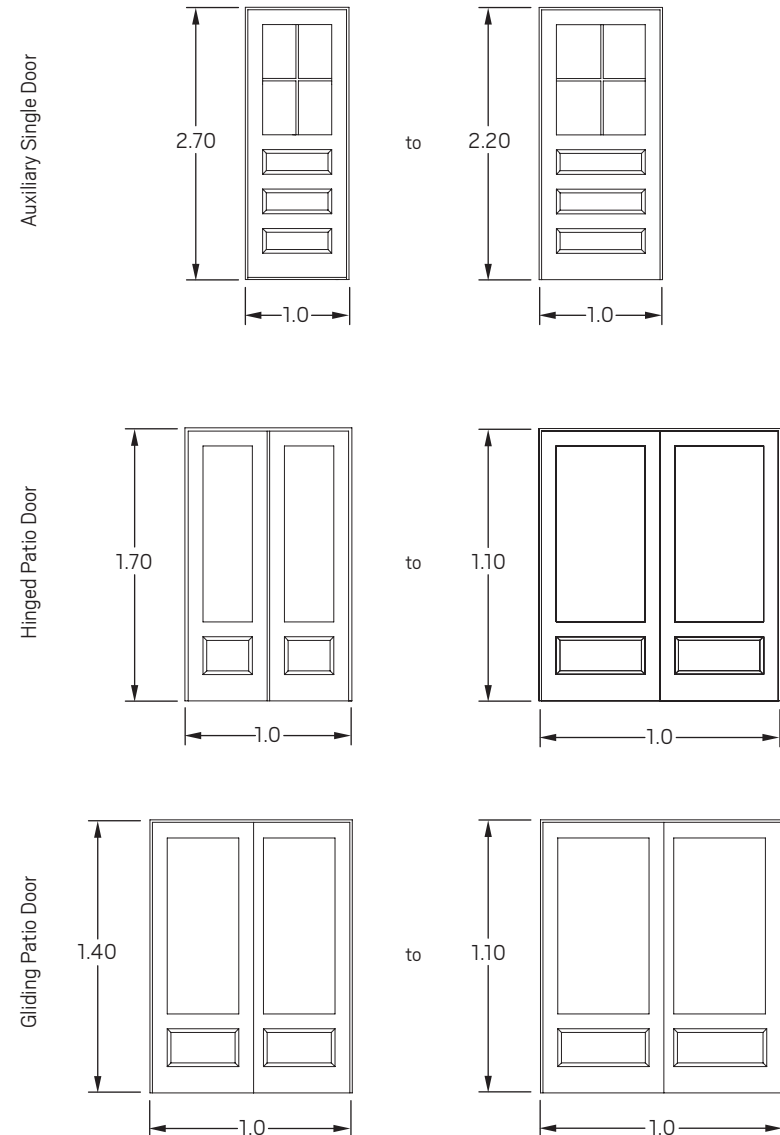
The main door in a traditional American Farmhouse style home is not a defining element. As a result, its proportions are not exaggerated either horizontally or vertically. The door merely has to be large enough so it's practical for entry while being in scale with the rest of the house.

Auxiliary doors follow the same guidelines as main doors. While gliding doors and French doors are not traditional, they are possibilities for today's modern American Farmhouse style home, providing the doors are in scale with the rest of the house.

TYPICAL PROPORTION RATIOS – MAIN DOORS



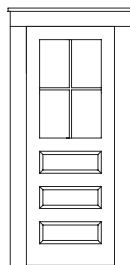
TYPICAL PROPORTION RATIOS – AUXILIARY DOORS



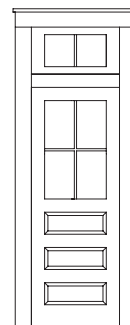
Main Entries with Trim

The quintessential main entry door is a single, paneled door with glass in the upper half, plus sidelights and a transom window. The styling and trim are straightforward. While some architectural styles combine multiple doors, sidelights and transom windows, simpler combinations represent the true American Farmhouse style spirit.

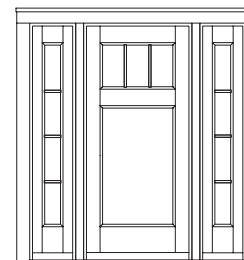
Single Doors




Single entry door with trim



Single entry door with transom



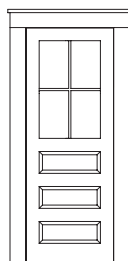
Wide single door with sidelights



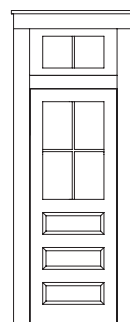
Wide single door with sidelights and transom

Auxiliary Entries with Trim

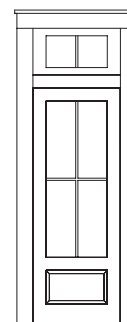
Like the main entry door, the traditional side or back door is a single, paneled door with glass in the upper half. Unlike the main entry door, side and back doors typically have no sidelights or transom windows, although they may be used if the ceiling height and the detailing of the home allow for them.



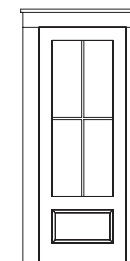
Entry door with trim



Entry door with transom



Side door with transom




Side door with trim


• ANDERSEN AUTHENTICITY •

Andersen® E-Series doors offer real-wood, raised-panel inserts that are popular in many American Farmhouse style homes. The interior door panel is available in nine wood species and a large choice of finish options, including custom, to match any room. The exterior panel is made of formed aluminum cladding and offers a choice of 50 colors or any custom color.


Double Doors




Hinged patio door with trim



Hinged patio door with transom



Gliding patio door with transom



Gliding patio door with trim

Window Hardware

American Farmhouse style window hardware takes its design cues from the Victorian style. However, since the American Farmhouse style is deeply rooted in practicality, only the less ornate examples of Victorian style window hardware are appropriate.



Lock and keeper shown in Satin Nickel.



Lock and keeper shown in Antique Brass.

DOUBLE-HUNG HARDWARE



WINDOW HARDWARE FINISH OPTIONS



Antique
Brass

Bright
Brass

Oil Rubbed
Bronze

Satin
Nickel

Printing limitations prevent exact finish replication. Please see your Andersen supplier for actual finish samples. Oil Rubbed Bronze is a "living" finish that will change with time and use.

Door Hardware

Like its window hardware counterparts, American Farmhouse style door hardware uses the less ornate examples from the Victorian style.

•ANDERSEN AUTHENTICITY•

Andersen offers a choice of hardware styles that complement American Farmhouse style homes. Newbury hardware features clean lines and suggests the practicality for which the style is known. For a more ornate look that these homes often borrowed from the Victorian style, Whitmore offers graceful curves with a decorative rope border.

DOOR HARDWARE

Gliding



Hinged

**NEWBURY®**

Oil Rubbed Bronze

Gliding




Hinged

**WHITMORE®**

Antique Brass


DOOR HARDWARE FINISH OPTIONS

Antique
BrassBright
BrassOil Rubbed
BronzeSatin
Nickel


Printing limitations prevent exact finish replication. Please see your Andersen supplier for actual finish samples. Oil Rubbed Bronze is a "living" finish that will change with time and use.

Exterior Trim Style Elements

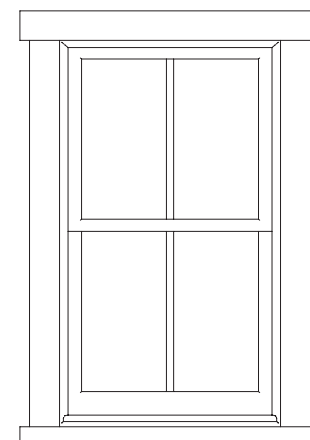
American Farmhouse style windows typically have 4½" to 5½" flat board trim on the sides and head with a 1¾" sill nose. A simple drip cap at the head is appropriate, although a small cornice is occasionally used for added style.



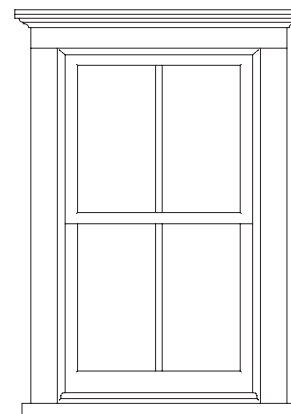
ALTERNATIVE EXTERIOR TRIM STYLES



Flat casing for head and jambs with an extended sill nose.



Flat casing for head and jambs with extended top and extended sill nose.



Flat casing for head and jambs with 2" cornice and extended sill nose.


• ANDERSEN AUTHENTICITY •

For authentic American Farmhouse styling, or to create a variance all your own, A-Series products provide a choice of three exterior trim profiles and three head trim options. A-Series exterior trim is available in 11 colors, so you can match or complement your window and door colors to create a variety of looks.

For historical accuracy, our E-Series windows and doors are available with up to 5½" flat trim, as well as expandable brick mould casing to re-create the look of backband.

You can also design your own custom trim profiles with E-Series products, plus match or contrast the trim of the windows and doors with any of 50 exterior colors, custom colors and anodized finishes.

To learn more about Andersen® trim options, visit andersenwindows.com/exteriortrim.

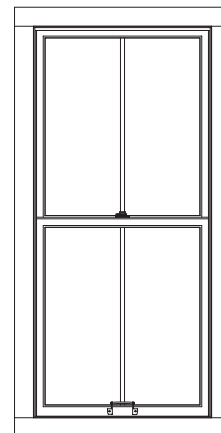


Interior Trim Style Elements

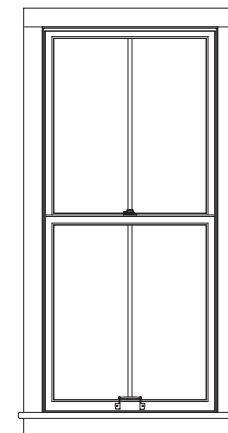
Interior trim for American Farmhouse style windows is typically $\frac{3}{4}$ " thick flat casing with backband. The width is variable and should complement the scale of the room. The stool is made of squared stock with eased edges. An apron typically matches the flat casing used on the jambs and head.



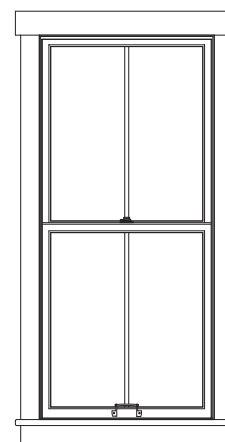
ALTERNATIVE INTERIOR TRIM STYLES



Simple "picture frame" approach with flat casing on all sides.



Flat casing on head and jambs. Stool from square stock with eased edges and a flat casing apron to match trim of jambs and head.

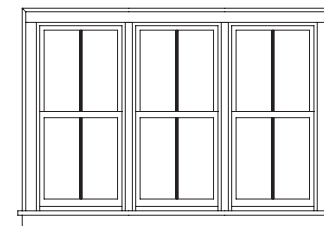



Flat casing on jambs with extended head trim. Stool from square stock with eased edges and a flat casing apron to match trim of jambs and head.


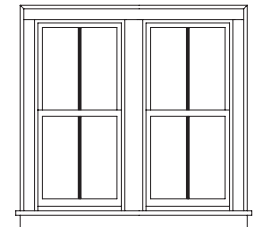
ALTERNATIVE GROUPING AND INTERIOR TRIM STYLES



Groupings shown with
narrow mull spacing

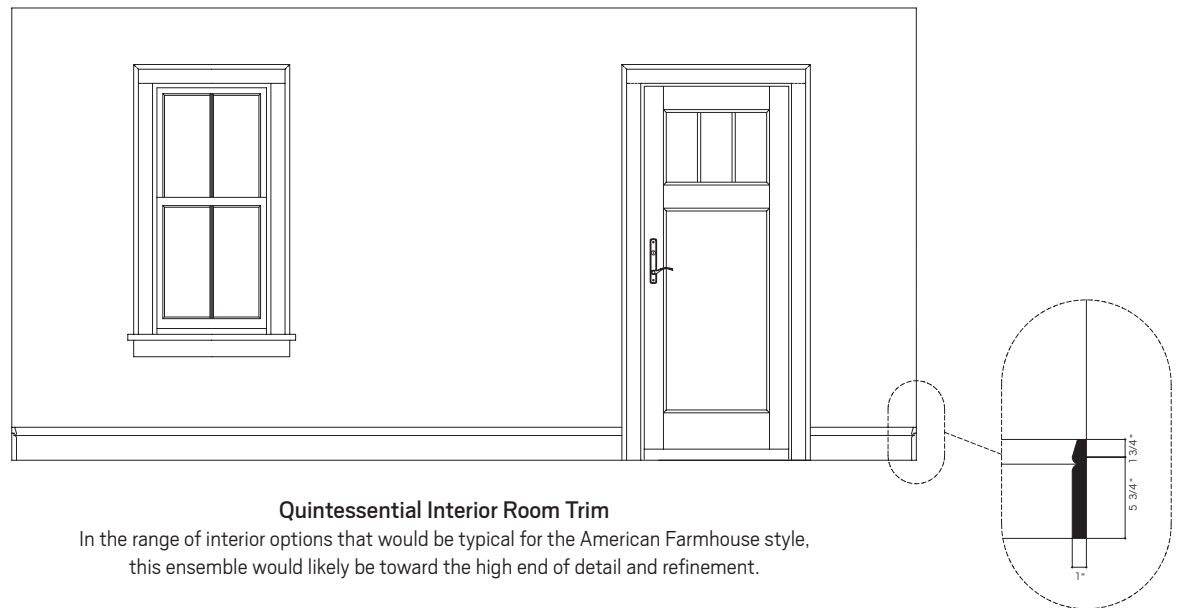


Groupings shown with
wide mull spacing



Window, Door & Trim Proportionality

Choosing the right combination of interior trim profiles and size requires careful consideration of everything from house style and room dimensions to furnishings and room function.



Art Glass Style

Although the American Farmhouse style is known for its straightforward sensibility, high-end examples use art glass in select locations. Patterns range from classical Renaissance designs to the more flowing, nature-inspired Art Nouveau motifs.

Typical Art Glass Location

The most popular locations for art glass in the American Farmhouse style are front doors, transom windows, the upper sash of cottage windows and accent windows.

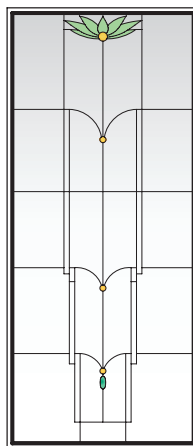
• ANDERSEN AUTHENTICITY •

Andersen offers several art glass designs that complement American Farmhouse style architecture, including Lotus, Regency, Victoria and Diamond Lights.

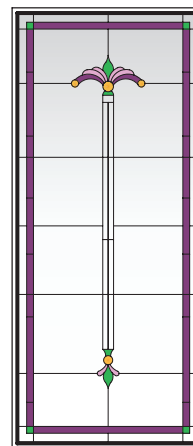
Each design is available in a wide range of sizes and shapes, and in a combination of clear and colored glass or clear glass only.

For more information, visit
andersenwindows.com/artglass.

HISTORIC AND CLASSIC SERIES*



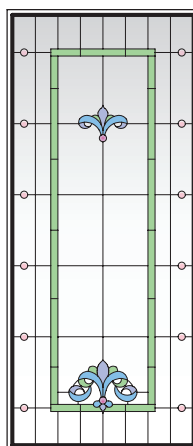
Lotus




Regency



Victoria Design



Victoria



Diamond Lights



Lotus Design

*Classic Series glass patterns are available with semiprivate glass or clear antique glass in place of colored glass (except where indicated).


American Farmhouse Andersen® Product Index



Double-hung window (exterior)

- 4 ½" flat exterior trim with decorative drip cap: Red Rock
- Frame exterior: Prairie Grass
- Sash exterior: Prairie Grass
- Specified equal light grille pattern

Shown on pages 5, 6, 8 and 20.



Double-hung window combination (exterior)

- 4 ½" flat exterior trim with decorative drip cap: Red Rock
- Frame exterior: Prairie Grass
- Sash exterior: Prairie Grass
- Specified equal light grille pattern

Shown on pages 5 and 21.



Hinged inswing patio door with transom (exterior)

- 4 ½" flat exterior trim with decorative drip cap: Red Rock
- Frame exterior: Prairie Grass
- Sash exterior: Prairie Grass
- Specified equal light grille pattern
- Newbury® door hardware: Oil Rubbed Bronze

Shown on pages 5 and 7.



Double-hung window (interior)

- Frame interior: Pine with Honey finish
- Sash interior: Pine with Honey finish
- Specified equal light grille pattern
- Traditional double-hung window lock and keeper and bar lift: Oil Rubbed Bronze

Shown on pages 6, 8 and 22.



Double-hung window combination (interior)

- Frame interior: Pine with Honey finish
- Sash interior: Pine with Honey finish
- Specified equal light grille pattern
- Traditional double-hung window lock and keeper and bar lift: Oil Rubbed Bronze

Shown on page 23.



Arts & Crafts single door (402) with sidelights (101) (exterior)

- 4 ½" flat exterior trim with decorative drip cap: Red Rock
- Panel exterior: Prairie Grass
- Frame exterior: Prairie Grass
- Sash exterior: Prairie Grass
- Optional divided light grille patterns
- Newbury door hardware: Oil Rubbed Bronze

Shown on page 7.



"Andersen" and all other marks where denoted are trademarks of Andersen Corporation.
©2018 Andersen Corporation. All rights reserved. 12/18 Part #9069739