



HOME STYLE PATTERN BOOK

FRENCH ECLECTIC

An Old World Selection from the Andersen Style Library

HOME STYLE PATTERN BOOK

FRENCH ECLECTIC

An Old World Selection from the Andersen Style Library

French Eclectic Home Style Overview	4	Door Proportions.....	16
Quintessential Windows & Doors.....	6	Entries with Trim	17
Colors & Finishes.....	8	Window & Door Hardware.....	18
Primary Windows.....	10	Exterior Trim Style Elements	20
Accent Windows	11	Interior Trim Style Elements	22
Window Groupings	12	Interior Room Trim Examples	24
Sash & Grille Design.....	14	Art Glass Style & Location.....	25
Grille Patterns	15	Product Index.....	26

ARCHITECTURAL AUTHENTICITY MADE EASY

Achieve authentic architectural style with A-Series products that were developed in conjunction with leading architects. These windows and doors feature a unique system of options that work seamlessly together, allowing you to produce virtually any style with ease.

E-Series windows and doors are made to your exact specifications and give you unmatched design freedom within the architectural style you've chosen. They allow you to create dramatic shapes and sizes, and feature 50 standard colors, custom colors, plus a wide range of interior wood species.

Andersen offers you the tools and products that make it easier to design and build today's most popular, time-proven architectural styles.



Craftsman Bungalow



International Modern



Tudor

ANDERSEN HOME STYLE PATTERN BOOKS

Since ancient Roman times, architects have relied on the use of pattern books to outline the principles and formulas of architectural styles.

These early documents recorded the building patterns that were deemed to be best, and were important tools for architects of the day in their communication with other architects, as well as builders, clients, rulers and politicians.

Today, there is a renewed interest in pattern books as planners and developers look to build new communities by learning from the successes of the past. Andersen is committed to making this type of great architectural design more attainable through our products, tools and services.

The result of years of research, pattern books from the Andersen Style Library present the quintessential architectural details of the most popular American home styles, with an emphasis on window and door design options. With these books, Andersen makes it easier for architects, builders and homeowners to communicate with a common language, and to confidently design, build and live in a home of distinction.

For more information on the Andersen Style Library, visit [**andersenwindows.com/stylelibrary**](https://andersenwindows.com/stylelibrary).



Georgian/Federal



Spanish Colonial Revival



American Farmhouse

THE FRENCH ECLECTIC HOME



The French Eclectic style is not just one style, but rather a range of styles inspired by French architecture.

The look made its journey across the Atlantic by way of America's World War I soldiers, who returned home from Europe with an appreciation for the beauty, elegance and refined tastes they found throughout France. Although its roots are in the south of France, the French Eclectic style is a very Americanized

interpretation of the character and charm found in the French countryside. As such, a wide variety of form and detailing is possible within the style.

It's this flexibility that not only makes the French Eclectic style so individualized and expressive, it also makes it an ideal candidate for the Andersen® Style Library.



EXTERIOR COLOR PALETTE



ESSENTIAL STYLE ELEMENTS

- Steep French, Mansard or multiple-pitch gable roofs
- Conical-roofed round towers and/or dormers
- Modest timber frame with stucco or stone exteriors
- Symmetrical window and door compositions in formal houses; asymmetrical compositions in informal houses



QUINTESSENTIAL WINDOWS

A wide variety of window types are seen within the French Eclectic style. However, casement windows are the leading choice, while double-hung windows are also acceptable. Additionally, arched top windows are common and add a wonderful French countryside charm. Regardless of the type of window, shutters are often used and play a large role in the appearance of many French Eclectic style homes.



Casement exterior



Casement interior

Andersen Authenticity

For added authenticity and character, arched casement windows are available in our Andersen® A-Series complementary windows as well as E-Series windows.

A-Series complementary windows also include an arched French casement window that has two outward-swinging sash without a center mullion post, while our E-Series line offers a push-out arched casement window with an inward-swinging screen.

QUINTESSENTIAL DOORS

The term "French Door" is often defined as any door unit consisting of two door panels, with at least one of the two panels being operable. While this type of door is common in all locations for French Eclectic style homes, single doors are also popular, especially at the main entrance. Whether it's a double or a single door, the look of the door panels ranges from old-world rustic to formal, and even slightly contemporary. The most common main door features a segmented arch, although half-round arched or flat top doors also fit the style. Segmented arches and half-round arches are more appropriate for rustic designs such as homes with towers. Rectangular shapes are more common in formal-looking homes. Auxiliary side entrances are usually single doors with glazing comprising $\frac{1}{3}$ to $\frac{3}{4}$ of the door. Auxiliary patio doors are most often hinged double doors with either $\frac{3}{4}$ glazing or full glazing.



Main entry door exterior



Auxiliary patio door exterior

COLORS & FINISHES

White window exteriors and white exterior trim were common in original Cape Cod style homes. More recent Cape Cod style examples often feature other colors, although they generally stay within the lighter tones. While darker colors are less common, they are occasionally used today and are appropriate. Shutters, however, are most often seen in darker colors.

WINDOW/DOOR EXTERIOR

Color Palette

	
White	Sandtone
	
Canvas	Terratone
	
Dark Bronze	Cocoa Bean

EXTERIOR TRIM

Color Palette

	
Sandtone	Terratone
	
Dove Gray	Dark Bronze
	
Cocoa Bean	Black



WINDOW/DOOR INTERIOR

Wood Species

	
Oak	Maple



WINDOW/DOOR INTERIOR

Stain Colors

	
Honey	Cinnamon

WINDOW/DOOR INTERIOR

Painted
































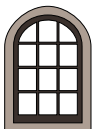









	
Birch Bark	Primed for Painting

COLOR COMBINATIONS

Andersen Authenticity

Andersen® E-Series windows are available in custom colors, making it easy to match other exterior building materials, vary colors to suit your taste and complement your color palette.


To match existing interiors, E-Series products allow you to specify virtually any wood species in a range of finishes. Or choose a custom stain for an exact match.

		EXTERIOR TRIM COLOR					
							
WINDOW/DOOR COLOR							
							
							
							
							
							

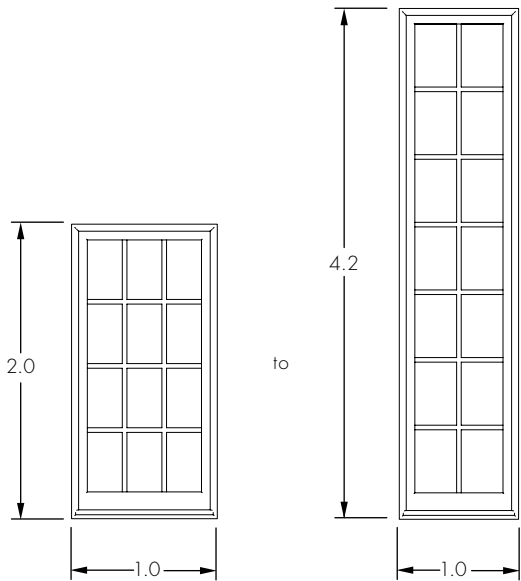
PRIMARY WINDOWS

The size of each window varies depending on the room in which it's placed. Rooms that are used for entertaining tend to have the largest windows. As rooms become more private, the windows decrease in size.

QUINTESSENTIAL PRIMARY WINDOW WITH TRIM



Typical Proportion Ratios



Windows in the French Eclectic style are typically used in combinations, as shown on page 12.

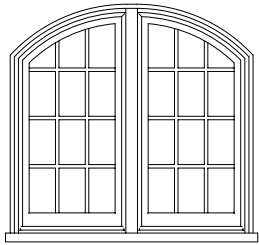
Andersen Authenticity

Most Andersen® windows are available in custom sizes. Both the primary windows shown here and accent windows shown on the opposite page can be ordered to the specifications your French Eclectic style designs require.

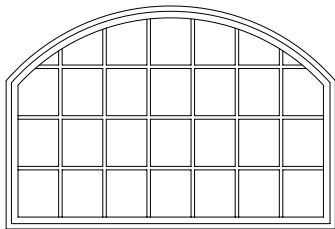
ACCENT WINDOWS

Small casement windows, small double-hung windows and transom windows used above windows and doors are the most common accent windows. As with primary location windows, accent windows with arched tops are common, and a variety of shapes and sizes may be used in the same house. When art glass is used, it is most typically seen in accent windows. (See page 25 for more on art glass.)

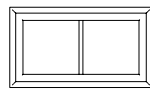
QUINTESSENTIAL ACCENT WINDOWS




True French casement window
(no central mullion)



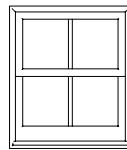
Large transom window with
segmented arched top




Transom window



Small square
casement window

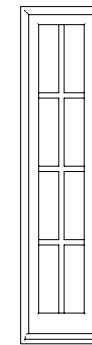

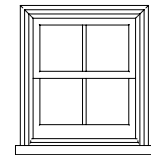
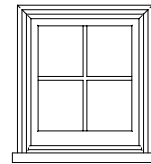
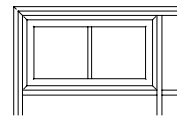


Small square
double-hung window

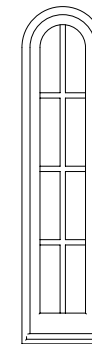


Oval window

With Trim

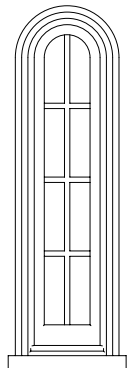
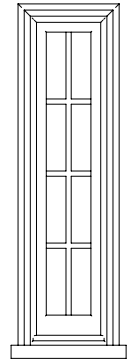


Narrow flat top
window




Narrow arched
top window

With Trim

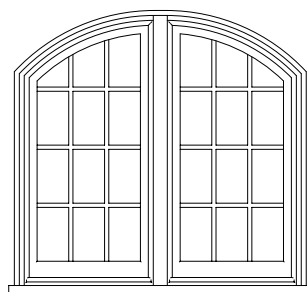


WINDOW GROUPINGS


Two types of window groupings are common in French Eclectic style homes. The first type consists of a grouping of two, three or four equal-sized casement windows or double-hung windows joined together with mullions. The second type includes the use of transom windows above the mullied window groupings, with every window in the grouping coupled with a transom window. For homes with windows that fall into this second grouping, transom windows are also frequently used above doors.



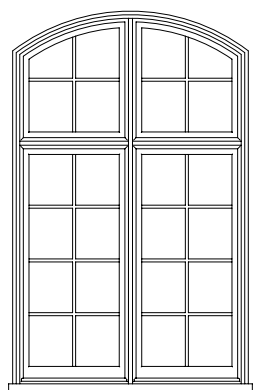
Three-wide casement window grouping



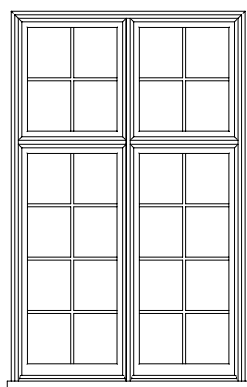
Two-wide casement window grouping simulates the look of a true French casement window



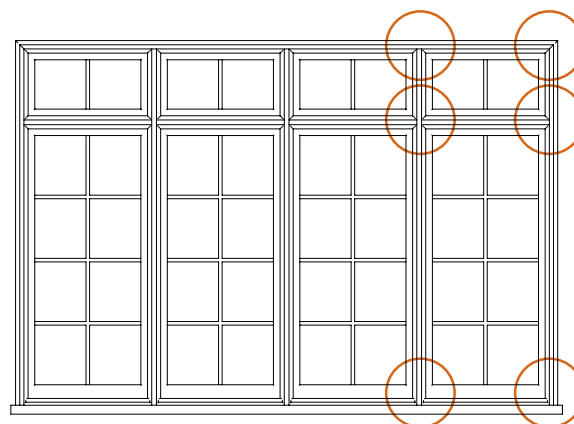
Entry grouping for two-story foyer



Two-wide casement window grouping with segmented arched transom windows



Two-wide casement window grouping with transom windows

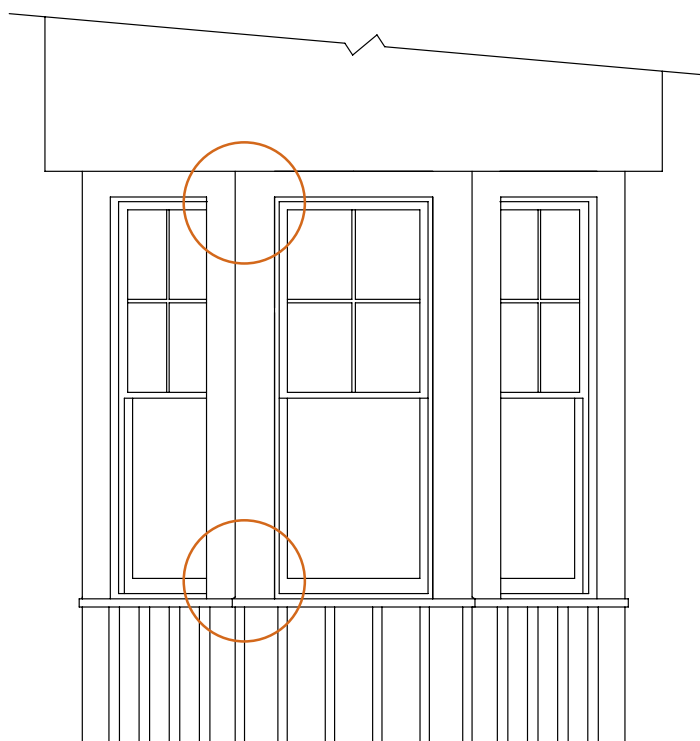


Four-wide casement window grouping with transom windows. Circled areas – See Typical Trim Conditions details on page 13.

Andersen Authenticity

Every A-Series product from Andersen® features common design elements to make creating authentic window groupings easier.

With A-Series products, you can specify different window types and still have their sash design, grille profiles, glass setback, sight lines and frame depth match and align perfectly.



Double-hung windows grouped in angled bay or tower.
Circled areas – See Typical Trim Conditions details.

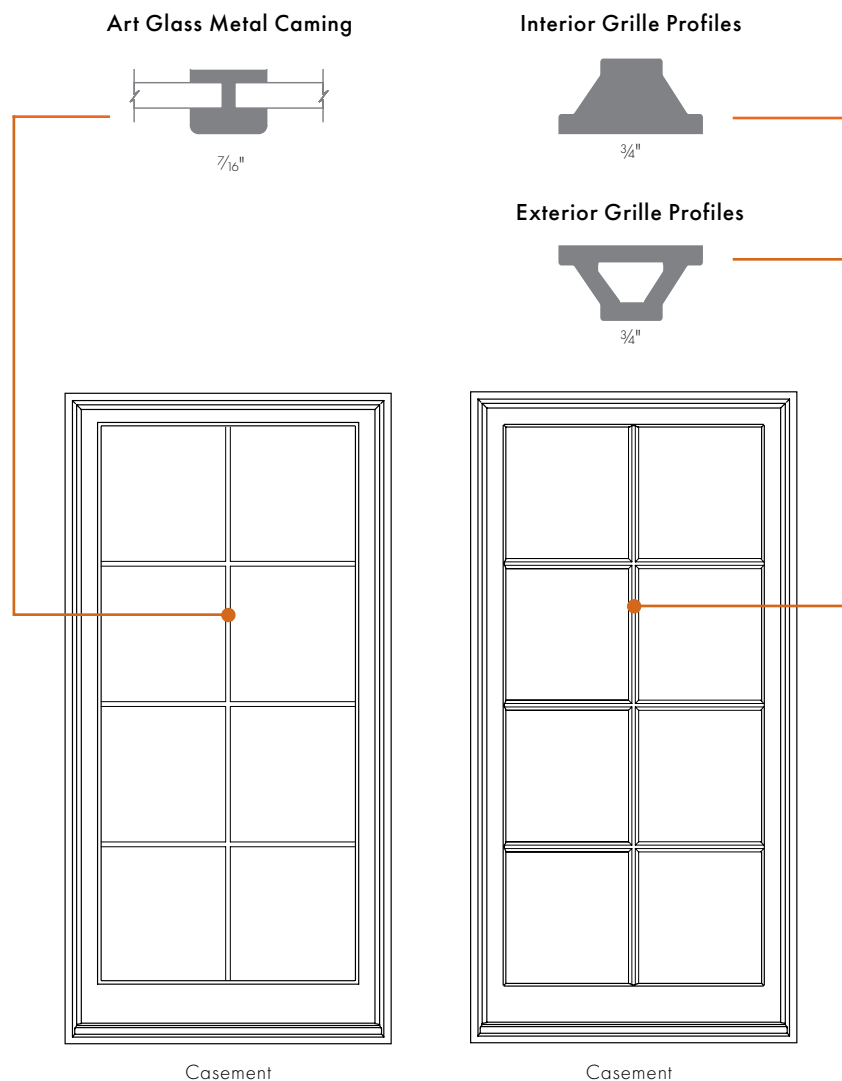
TYPICAL TRIM CONDITIONS

Double-hung windows should utilize a wide mullion spacing. Inversely, casement windows are most authentic with a narrower mullion spacing, preferably 4" or less.

	Jamb	Vertical Mullion	Corner	Shutter
Head				
Horizontal Mullion			N/A	N/A
Sill				
Horizontal Section				
Vertical Section				

SASH & GRILLE DESIGN

French Eclectic style windows offer rich character that greatly contributes to the overall look of the home. The sash thickness is traditionally $1\frac{3}{8}"$ with a deep glass setback placed near the middle of that measurement. Additionally, grille and sash profiles are alike on the interior and the exterior respectively. For casement windows, the top rail of the sash should be the same width as the stiles. Also, the bottom rail should be wider than the stiles and the top rail.



Andersen Authenticity

Andersen® A-Series windows were designed in conjunction with leading architects. As such, double-hung, casement and picture windows feature these sash and grille details for architectural authenticity:

- Bottom rail of the sash is wider than the stiles and top rail
- A deep glass setback for historical accuracy
- Grille profile faces are flush with the sash face to simulate traditional wood muntins
- Exterior grille profiles simulate the look of putty glazing on a historic window

Andersen products allow you to specify custom grille patterns, making it easy to create an exact match in historical applications. Additionally, Andersen art glass features metal caming for true authentic style.


GRILLE PATTERNS

The typical grille pattern is made up of vertical rectangles with proportions that are roughly 6:5. Diamond light patterns are also common, but these are used almost exclusively with casement windows and are usually not seen with double-hung windows. Additionally, it's common to have a mixture of grille patterns on the same house.

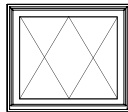
Since French Eclectic style houses are a blended style, windowpane proportions from one window to the next can vary as much as 20 percent.

ALTERNATIVE CASEMENT AND PICTURE WINDOW GRILLE PATTERNS

Primary Windows



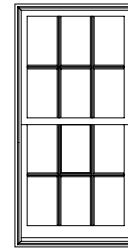
Art glass with metal caming



Art glass with metal caming

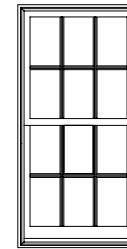
ALTERNATIVE DOUBLE-HUNG WINDOW GRILLE PATTERNS

Primary Windows



Divided lights in top and bottom sash


Accent Windows



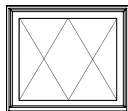
Divided lights in top and bottom sash

ALTERNATIVE TRANSOM AND AWNING WINDOW GRILLE PATTERNS

Accent Windows



Diamond grille pattern



Art glass with metal caming

Andersen Authenticity

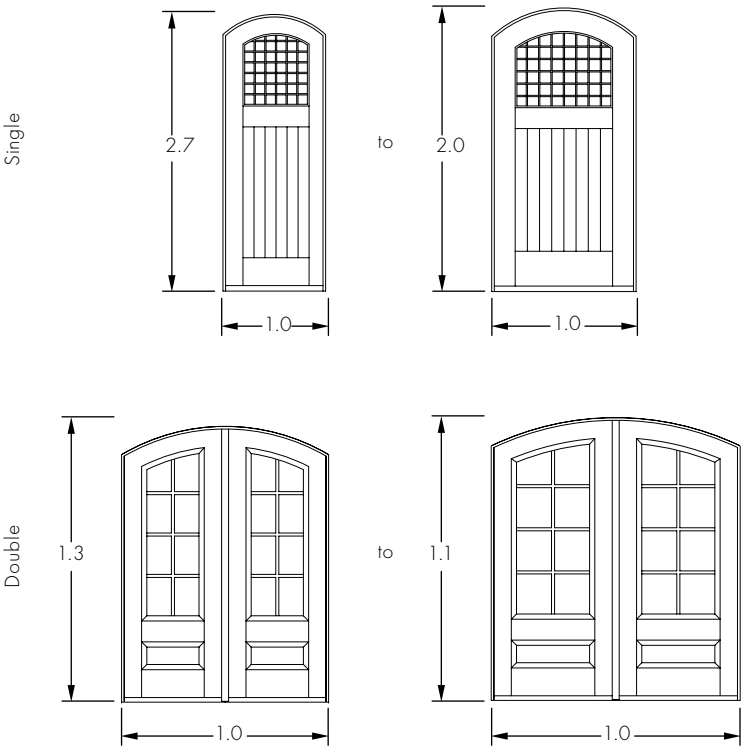
Andersen allows you to create diamond shapes in windows and doors by using either grilles or art glass. Andersen® grilles closely resemble the look of historic windows and offer the flexibility to create larger-sized shapes, while our art glass features metal caming with a historically accurate profile.

DOOR PROPORTIONS

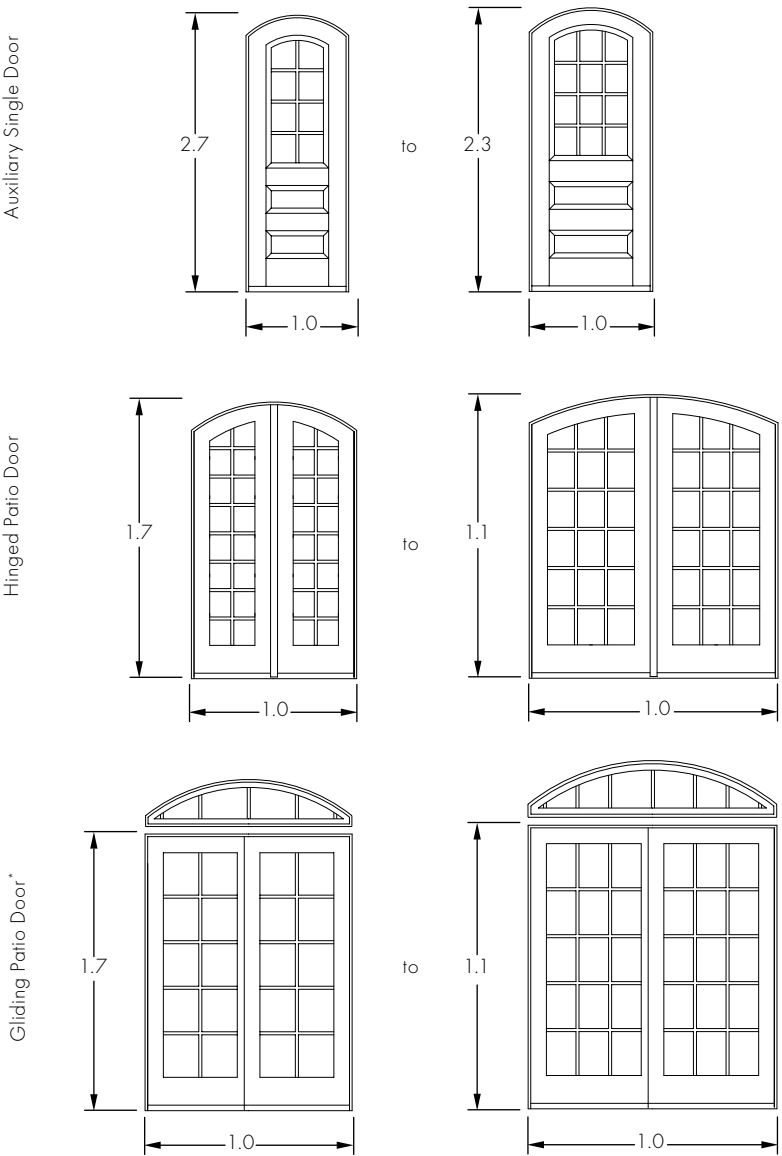
As is standard with many architectural styles, main entry doors in French Eclectic style homes are typically wider than their side entry counterparts.

For patio doors, narrow hinged doors with transom windows above are most common and offer a picturesque French Eclectic style look. Multiple hinged patio doors are often installed close to each other, although not actually mullied together.

Typical proportion ratios – Main doors



Typical proportion ratios – Auxiliary doors



*Gliding patio doors would typically be used with an arched top transom window.

MAIN ENTRIES WITH TRIM


Plank style single doors are most appropriate for rustic versions of the French Eclectic style. For more formal homes, double entry doors or a single door with a less rustic appearance is more fitting.

Main entry door trim is determined by the siding used on the home. If the siding is masonry, such as brick or stone, the main entry trim is typically 2" brick mould. If the trim is wood, wide flat trim with backband is appropriate.


Also, an arched transom window is ideal for giving standard rectangular doors and sidelights a true French Eclectic style flavor. The grille pattern for the arched transom window should be close in size and shape to the pattern used on the door and sidelights.




Segmented arched top main entry door with set stone quoin surround



Half-round arched top main entry doors



Double main entry door with segmented arched top and trimmed with backband



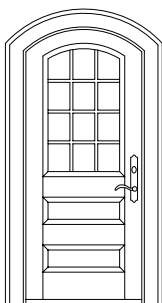
Main door and sidelights with custom segmented-arched transom window and brick mould trim

AUXILIARY ENTRIES WITH TRIM


The same guidelines for French Eclectic style main entries also apply to auxiliary entries.

Andersen Authenticity


Andersen offers real wood, raised-panel inserts that are popular in many French Eclectic style homes. The interior door panel is available in nine wood species and a large choice of finish options, including custom, to match any room. The exterior panel is made of wood or formed aluminum cladding and offers a choice of 50 colors or any custom color.




Auxiliary side door with arched top and flat trim with backband




Auxiliary hinged patio door with arched transom window and brick mould trim



Auxiliary hinged patio door with arched top and flat trim with backband



Auxiliary hinged patio door with flat trim. This combination also applies to gliding patio doors.



Alternative auxiliary patio door grouping with flat trim

WINDOW HARDWARE

Window hardware features simple, functional forms with just a touch of ornamentation. Common hardware integral to the style includes locks, lifts and handles. The most popular hardware finishes are black wrought iron and antique brass.



Andersen® casement window with traditional folding handle shown in oil rubbed bronze.

DOUBLE-HUNG HARDWARE



Shown in oil rubbed bronze

CASEMENT AND AWNING HARDWARE



Shown in distressed bronze

HARDWARE FINISHES



Hardware sold separately.
Oil rubbed bronze is a "living" finish that will change with time and use.
Printing limitations prevent exact finish replication. Please see your Andersen supplier for actual finish samples.

DOOR HARDWARE


Doors typically feature one of two different styles of hardware. The first is a hand-forged style that exhibits medieval cultural roots. The second is more refined, although still simple and traditional in appearance. Black wrought iron and antique brass are the most common door hardware finishes.

Andersen Authenticity

Andersen offers a choice of hardware styles that complement French Eclectic style homes. Encino® hardware offers the simple, traditional look common to more rustic style homes, while Covington™ hardware is slightly more refined for more formal home designs. Both are made of solid, forged brass and are available in a range of finishes authentic to the style.



HARDWARE FINISH OPTIONS



Hardware sold separately.

Distressed Bronze and Oil Rubbed Bronze are "living" finishes that will change with time and use.

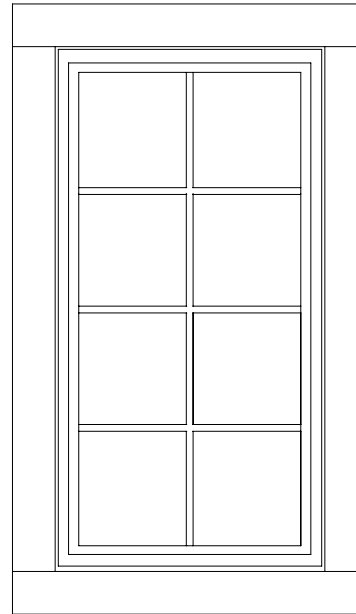
Printing limitations prevent exact finish replication. Please see your Andersen supplier for actual finish samples.

EXTERIOR TRIM STYLE ELEMENTS


The typical French Eclectic style window has 2" wide brick mould trim. 3 ½" or 4 ½" wide flat trim with backband on the sides and head, plus a 1 ¾" sill nose, is also common depending on the choice of exterior siding (for additional details, see "Main Entries with Trim" on page 17). Trim types generally are not mixed on the same house.



ALTERNATIVE EXTERIOR TRIM STYLES



Flat casing on all sides



Flat casing on all sides with
backband and extended sill nose

Andersen Authenticity

For historical accuracy, our E-Series windows and doors are available with up to 5 ½" flat trim as well as expandable brick mould casing to re-create the look of backband.

You can also design your own custom trim profiles with E-Series products, plus match or contrast the trim of the windows and doors with any of 50 exterior colors, custom colors and anodized finishes.

With A-Series products, you can create French Eclectic styling or a variance all your own. Choose from three exterior trim profiles and three head trim options. Also, A-Series exterior trim is available in 11 colors, so you can match or complement your window and door colors to create a variety of looks.

To learn more about Andersen® trim options, visit andersenwindows.com/exteriortrim.

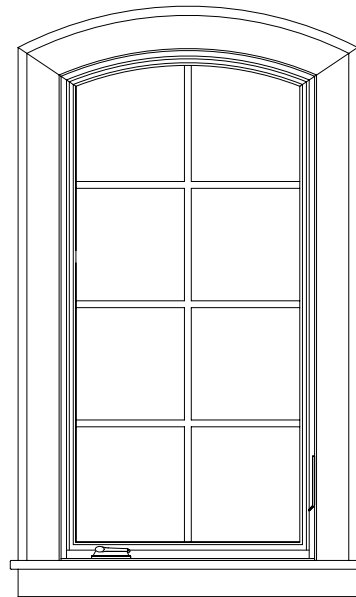


INTERIOR TRIM STYLE ELEMENTS

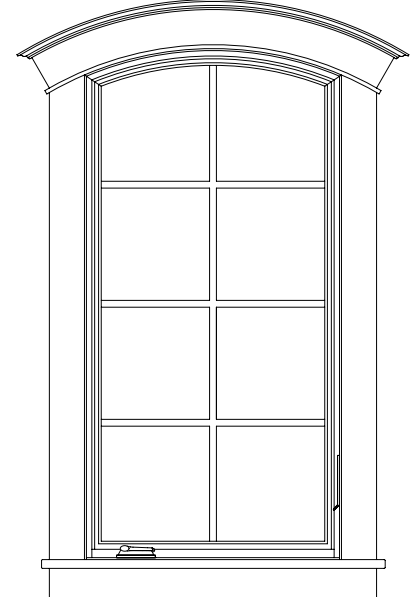
The style of interior trim depends on whether the house has a formal or a rustic appearance. Both looks may use 3 ½" flat board trim with backband. However, square-nosed stools are most appropriate for rustic-looking homes while classically inspired curves are proper for homes with a formal look.



ALTERNATIVE INTERIOR TRIM STYLES

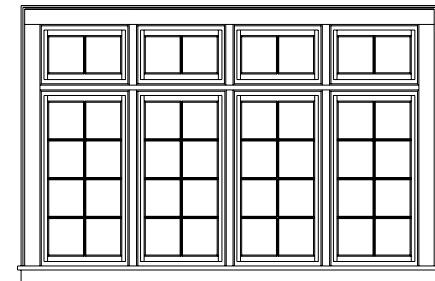


Simple flat casing with backband for jamb and head with a stool featuring eased edge detail and flat casing apron

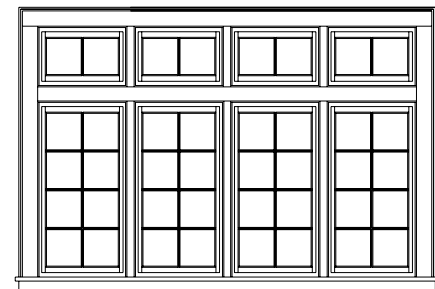


Simple flat casing with backband for jamb and head with head featuring taenia, frieze and modest crown moulding. Stool features eased edge detail and flat casing apron.

ALTERNATIVE GROUPING AND INTERIOR TRIM STYLES



Groupings shown with
narrow vertical mull spacing



Groupings shown with
wide vertical mull spacing

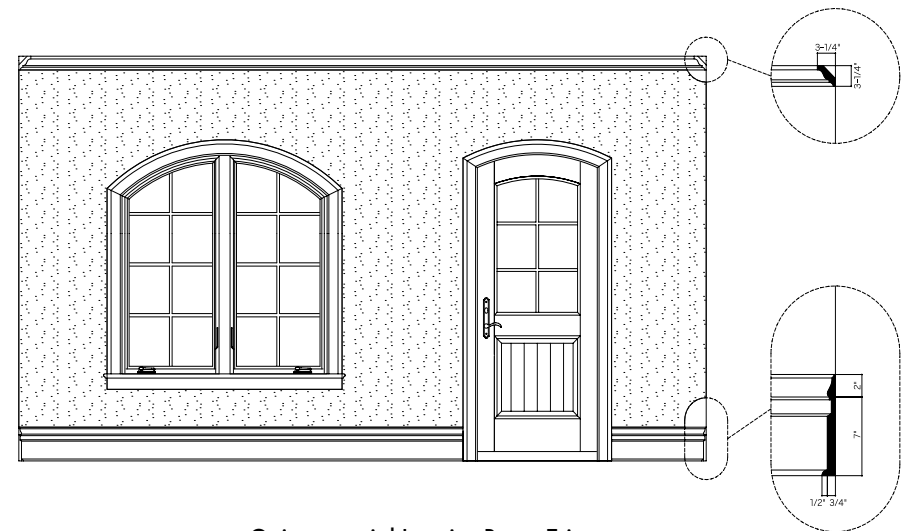
WINDOW, DOOR & TRIM PROPORTIONALITY

Choosing the right combination of interior trim profiles and size requires careful consideration of everything from house style and room dimensions to furnishings and room function.



Quintessential Interior Room Trim

Interior demonstrating more formal and ornate design elements common in French Eclectic homes, including raised-panel wainscot and crown moulding with frieze detail. Featured door is a variant of the quintessential door shown on page 7, but without raised panel planking to better complement the wainscot.



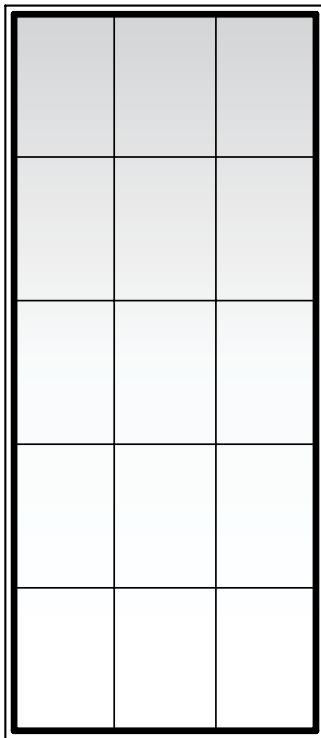
Quintessential Interior Room Trim

Interior featuring several room design elements of a less formal French Eclectic home. Window and door trim matches the formal room above, but this room incorporates slightly larger base board assembly which replaces the wainscot, plus less pronounced crown moulding. With the lower room proportions, a single entry door with plank-looking panel is utilized.


ART GLASS

The French Eclectic style uses art glass sparingly. When it is incorporated into a home's design, it usually appears only in accent windows and features minimal use of color or no color at all.

HISTORIC



Rectangular Grid



Diamond Grid

Andersen Authenticity

To complement virtually any French Eclectic style home, Andersen offers a choice of classic art glass designs including Rectangular Grid and Diamond Grid.

Each art glass design features authentic-style metal coming and is available in a wide range of sizes and shapes. Andersen also provides a choice of clear and colored glass combinations or clear glass only.

For more information on art glass, please see your Andersen supplier.

FRENCH ECLECTIC ANDERSEN® PRODUCT INDEX



Casement window (exterior)

- 2" brick mould exterior trim: Terratone
 - Frame exterior: White
 - Sash exterior: White
 - Specified equal light grille pattern
- Shown on pages 5, 6, 8 and 20.



Casement and transom window combination (exterior)

- 2" brick mould exterior trim: Terratone
 - Frame exterior: White
 - Sash exterior: White
 - Specified equal light grille pattern
- Shown on pages 5 and 21.



Hinged inswing patio door and transom window (exterior)

- 2" brick mould exterior trim: Terratone
 - Frame exterior: White
 - Panel exterior: White
 - Specified equal light grille pattern
 - Encino® door hardware: Distressed Bronze
- Shown on page 5.



Casement window (interior)

- Frame interior: Oak with Cinnamon finish
 - Sash interior: Oak with Cinnamon finish
 - Specified equal light grille pattern
 - Traditional folding handle: Distressed Bronze
- Shown on pages 6, 8 and 22.



Casement and transom window combination (interior)

- Frame interior: Oak with Cinnamon finish
 - Sash interior: Oak with Cinnamon finish
 - Specified equal light grille pattern
 - Traditional folding handle: Distressed Bronze
- Shown on page 23.



Archtop glass panel double door (638) (exterior)

- 2" brick mould exterior trim: Terratone
 - Panel exterior: Oak with Cinnamon finish
 - Specified equal light grille pattern
 - Encino door hardware: Distressed Bronze
- Shown on page 7.



"Andersen" and all other marks where denoted are trademarks of Andersen Corporation.
©2020 Andersen Corporation. All rights reserved. 12/20 Part #9072076