



HOME STYLE PATTERN BOOK

Prairie

An Arts & Crafts Selection from the Andersen Style Library

Andersen®

HOME STYLE PATTERN BOOK

Prairie

An Arts & Crafts Selection from the Andersen Style Library

Prairie Home Style Overview	4
Quintessential Windows & Doors	6
Colors & Finishes.....	8
Primary Windows	10
Accent Windows	11
Window Groupings.....	12
Sash & Grille Design	14
Grille Patterns.....	15
Door Proportions.....	16
Entries with Trim	17
Window & Door Hardware	18
Exterior Trim Style Elements.....	20
Interior Trim Style Elements	22
Interior Room Trim Examples.....	24
Art Glass Style & Location	25
Product Index	26



THE ANDERSEN® ARCHITECTURAL COLLECTION

The Architectural Collection is an industry-leading, innovative approach to windows and doors that's based not on the type of window or door, but rather on the style of home you want to create.

Consisting of Andersen® A-Series and E-Series/Eagle® products, the collection offers two approaches to attaining authentic architectural style.

A-Series products were designed in conjunction with leading architects. These windows and doors feature a unique system of options that work seamlessly together, allowing you to produce virtually any style with ease.

E-Series/Eagle windows and doors are made to your exact specifications and give you unmatched design freedom within the architectural style you've chosen. They allow you to create dramatic shapes and sizes, and feature 50 standard colors, custom colors, plus a wide range of interior wood species.

With the Architectural Collection, you have the tools that make it easier to design and build today's most popular, time-proven architectural styles.



ANDERSEN HOME STYLE PATTERN BOOKS

Since ancient Roman times, architects have relied on the use of pattern books to outline the principles and formulas of architectural styles.

These early documents recorded the building patterns that were deemed to be best, and were important tools for architects of the day in their communication with other architects, as well as builders, clients, rulers and politicians.

Today, there is a renewed interest in pattern books as planners and developers look to build new communities by learning from the successes of the past. Andersen is committed to making this type of great architectural design more attainable through our products, tools and services.

The result of years of research, pattern books from the Andersen Style Library present the quintessential architectural details of the most popular American home styles, with an emphasis on window and door design options. With these books, Andersen makes it easier for architects, builders and homeowners to communicate with a common language, and to confidently design, build and live in a home of distinction.

For more information on the Andersen Style Library, visit andersenwindows.com/stylelibrary.



The Prairie Home



The Prairie style home traces its roots to the first two decades of the 20th century and is one of the first residential styles to originate in the United States. Frank Lloyd Wright's Prairie School designs, which embrace the belief that a building should appear to grow organically from its site, are at the style's core.

Deliberate, composed and conceived as a cohesive whole, the Prairie style draws its beauty from within rather than from applied decoration. Long, horizontal bands of windows evoke the prairie landscape. Landscaping, built-in furniture and fixtures carry as much importance as structural elements.

Even floor plans are rethought, with a minimum of rooms radiating from a central living space.

At Andersen, we greatly admire and respect Prairie style architecture. So much, in fact, we've worked with the Frank Lloyd Wright Foundation to create a series of art glass based on Wright's original designs. A fitting tribute, we believe, to a style whose open floor plans and clean lines have left a permanent and positive mark on today's home designs, and on American architecture as a whole.



ESSENTIAL STYLE ELEMENTS

- Rows of doors and small windows banded together by continuous head trim
- Low-pitched, hipped roofs with overhanging eaves
- Open floor plan with central chimney
- Single-story projections

EXTERIOR COLOR PALETTE



Sandtone



Terratone®



Forest Green



Cocoa Bean



Red Rock



Quintessential Windows

Casement windows are the favored window type for Prairie style homes. These windows are preferred due to their large expanse of uninterrupted glass, which allows the Prairie style's trademark art glass to be easily integrated into the home's design.

Art glass use is determined by a desire for its aesthetics and by its ability to offer privacy. While most architectural styles eliminate windows to gain privacy, Prairie style homes add art glass to windows, which obscures vision while still allowing natural light into a home.



Casement exterior



Casement interior

Quintessential Doors

Prairie style homes typically have one main entry door, although there can be numerous auxiliary doors leading to patios, decks, the backyard or a side yard. Both main entry and auxiliary doors are rectangular.

The main entrance rarely faces the street directly. Instead, it's set off to the side or located behind a wall for privacy. The most common Prairie style main entrance doors are single inswing doors, which are predominately glass and are usually wider than the home's other exterior doors. Double inswing doors are the preferred choice for openings wider than a single door.

Patio doors are usually double doors and are most often hinged. Gliding patio doors appear in more contemporary examples of the Prairie style, although they do not complement the Prairie aesthetic as well.

As part of the Arts & Crafts movement, the Prairie style holds a strong reverence for wood. As a result, doors almost always utilize transparent stains to reveal the grain of the wood, and paint is rarely used. While main and side doors do not need to match the color of adjacent window frames, patio door colors and window frame colors are almost always identical.



Main entry door exterior




Auxiliary patio door exterior

Colors & Finishes



In describing the Prairie style color palette, Frank Lloyd Wright said his choices came from nature. "Go to the woods and fields for color schemes," he said. "Use the soft, warm, optimistic tones of earth and autumn leaves."

The most commonly used colors within Wright's woods and fields color palette are earthy browns and rusts, autumnal reds and golds, the warm tans and beiges of natural stone, and leafy greens.

Window/Door Exterior Color Palette



Exterior Trim Color Palette



Exterior



Interior

Window/Door Interior Wood Species



Window/Door Interior Stain Colors































Color Combinations

•ANDERSEN AUTHENTICITY•

Andersen® E-Series/Eagle® windows are available in custom colors, making it easy to match other exterior building materials, vary colors to suit your taste and complement your color palette.

To match existing interiors, E-Series/Eagle products allow you to specify virtually any wood species in a range of finishes. Or choose a custom stain for an exact match.

		EXTERIOR TRIM COLOR				
						
WINDOW/DOOR COLOR						
						
						
						
						

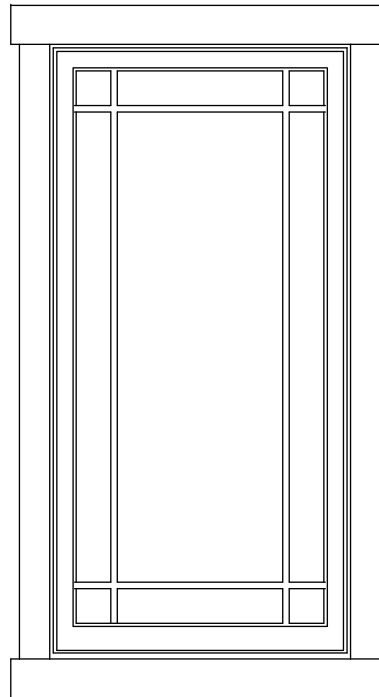
Primary Windows

The Prairie style is fairly rigid and offers little room for variation in its window proportions. Casement windows and awning windows are standard and are vertically proportioned. The use of single window units is rare. Instead, multiple windows are mulled together to form a horizontal visual element — an effect that's further accentuated by the use of trim. For more on trim, see pages 20–24.

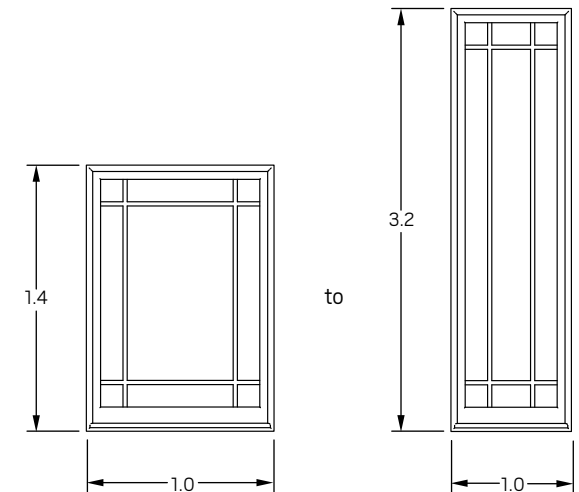
•ANDERSEN AUTHENTICITY•

Andersen® Architectural Collection windows are available in custom sizes. Both the primary windows shown here and the accent windows on the opposite page can be ordered to the specifications your Prairie style home requires.

QUINTESSENTIAL PRIMARY WINDOW WITH TRIM



Typical Proportion Ratios

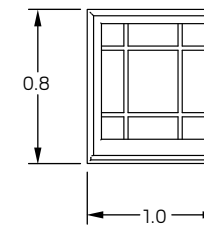


Accent Windows

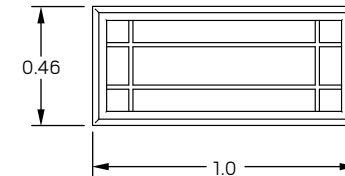
Stand-alone accent windows are rarely seen in Prairie style homes. When they are used, their proportions are squarer than they are vertical. Awning windows can be used as an alternative to casement windows for this purpose.

Transom windows are common within the Prairie style and are frequently used above doorways, above prominent window groupings or both. If the roof directly above the transom window is pitched, the head of the transom window is commonly pitched to match the roof to create additional emphasis.

Typical Proportion Ratios

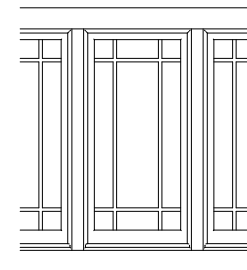
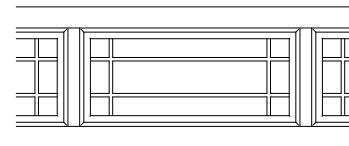
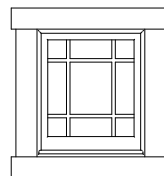
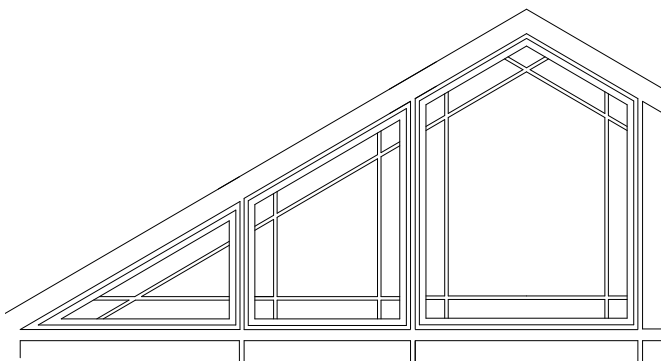


Casement accent window



Transom accent window

QUINTESSENTIAL ACCENT WINDOWS WITH TRIM




Window Groupings

Prairie style windows are typically grouped in horizontal bands that create sweeping rows of patterns and light that appears to dissect the walls in two. This long string of casement windows allows for impressive displays of art glass. For more on art glass, see page 25.


• ANDERSEN AUTHENTICITY •

Every A-Series product from the Andersen® Architectural Collection features common design elements to make creating authentic window groupings easier.

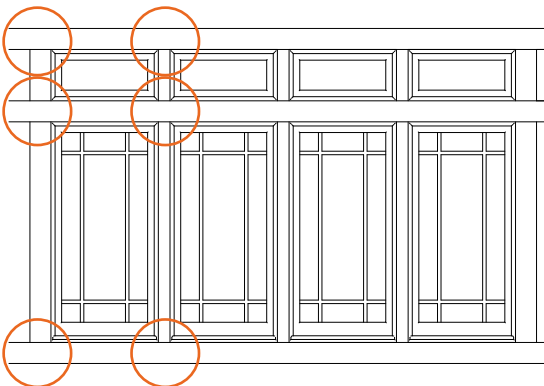
With A-Series products, you can specify different window types, like those shown in the triple front window grouping, and still have their sash design, grille profiles, glass setback, sight lines and frame depth match and align perfectly.



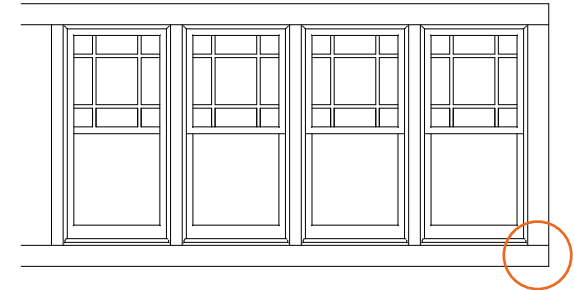
Both vertical and horizontal trim can be continuous.



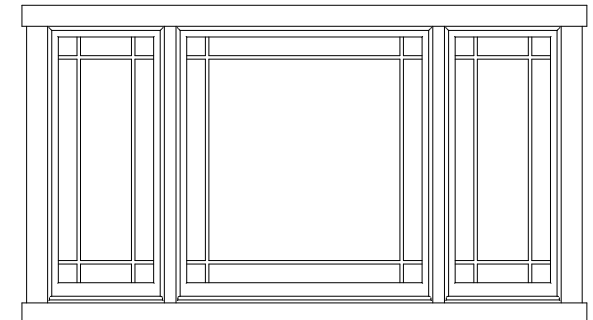
If narrow horizontal and vertical mullions have matching widths, the horizontal mullion trim does not usually extend beyond the window grouping.



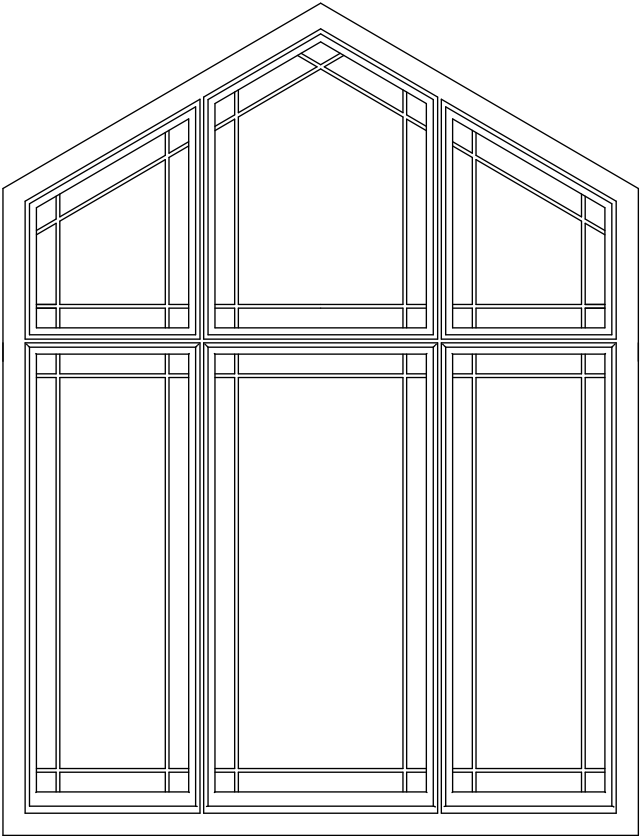
Horizontal mullion trim is sometimes wider than vertical mullion trim to accentuate the horizontal grouping.
Circled areas — See Typical Trim Conditions details on page 13.



Group of four units mullied with other units around the corner: casement window and three double-hung windows. Trim banding continues beyond the window grouping.
Circled areas — See Typical Trim Conditions details on page 13.



Triple front window grouping: casement window, picture window, casement window.



Triple front window grouping: casement window, picture window, casement window.

TYPICAL TRIM CONDITIONS

For Prairie style homes, the quintessential window is a casement window with narrow mullion spacing, preferably 4" or less.

	Jamb	Vertical Mullion	Corner
Head			
Horizontal Mullion			
Sill			
Horizontal Section			
Vertical Section			

Sash & Grille Design

Prairie style windows offer rich character that greatly contributes to the overall look of the home.

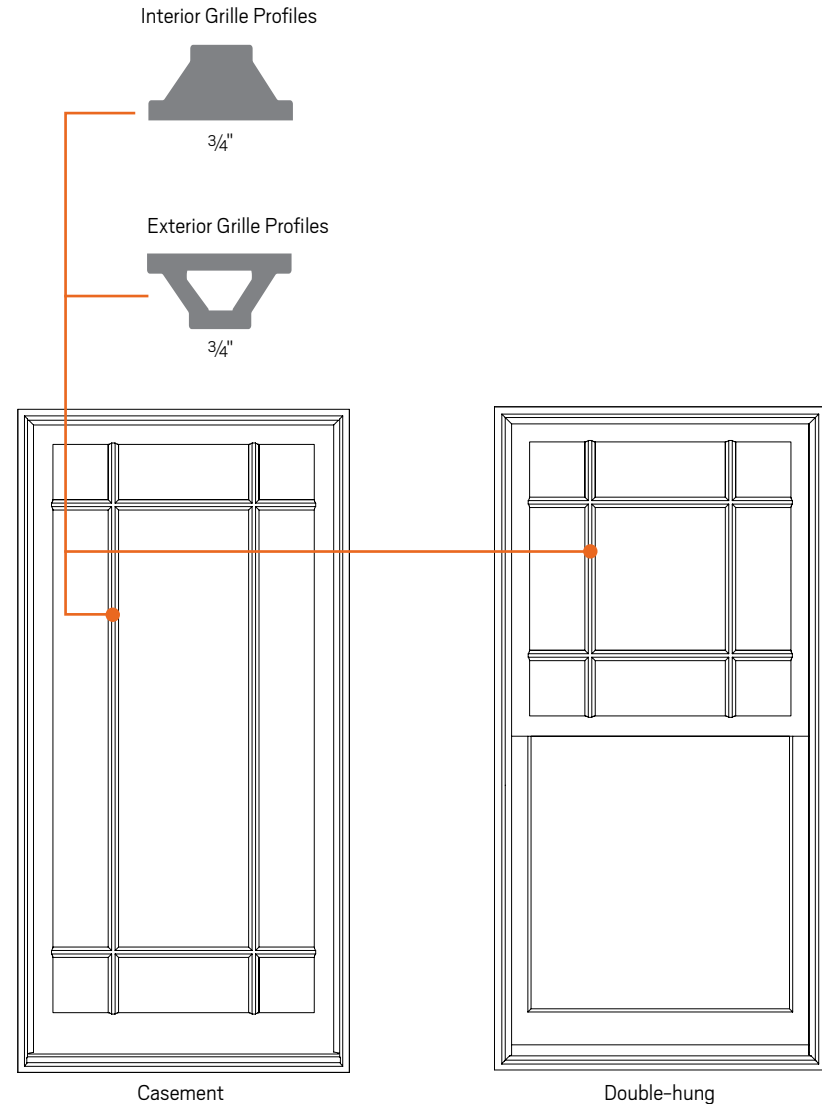
The sash thickness is traditionally 1³/₈" with a deep glass setback placed near the middle of that measurement. Additionally, grille and sash profiles are alike on the interior and the exterior respectively.

• ANDERSEN AUTHENTICITY •

Andersen® A-Series windows were designed in conjunction with leading architects. As such, double-hung, casement and picture windows feature these sash and grille details for architectural authenticity:

- Bottom rail of the sash is wider than the stiles and top rail
- A deep glass setback for historical accuracy
- Grille profile faces are flush with the sash face to simulate traditional wood muntins
- Exterior grille profiles simulate the look of putty glazing on a historic window

Andersen products allow you to specify custom grille patterns, making it easy to create an exact match in historical applications.



Grille Patterns

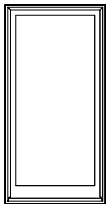
The quintessential window and grille pattern in the Prairie style is a casement window with the Prairie grille pattern shown on page 14. It is, however, acceptable to have some windows with grilles and some without.

With this grille style, the visible glass dimensions in the corners should be 4" x 4". If the window is small and the use of grilles makes the center pane of glass 4" or less in width or 4" or less in height, grilles should not be used.

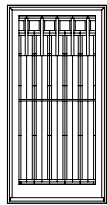
For a double-hung window, the Prairie grille pattern should be used only in the window's upper sash.

ALTERNATIVE PICTURE WINDOW GRILLE PATTERNS

Primary Windows

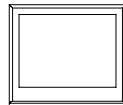


Picture window
without grilles

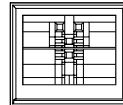


Art glass

Accent Windows



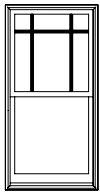
No grilles



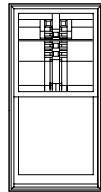
Art glass

ALTERNATIVE DOUBLE-HUNG WINDOW GRILLE PATTERNS

Primary Windows



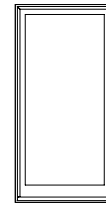
Double-hung window with
modified Prairie grille



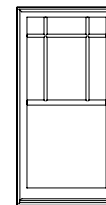
Art glass in top sash

ALTERNATIVE CASEMENT AND AWNING WINDOW GRILLE PATTERNS

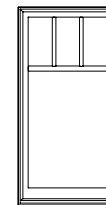
Primary Windows



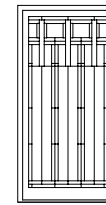
No grilles



Casement with
simulated check
rail and modified
Prairie grilles




Grille pattern
that matches the
Craftsman Bungalow
quintessential
casement

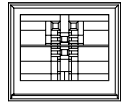


Art glass

Accent Windows



No grilles



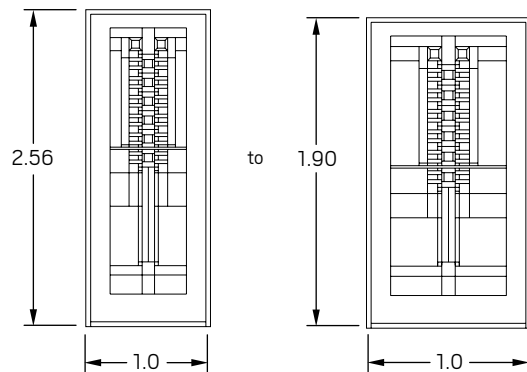
Art glass

Door Proportions

Prairie style doors are designed with intricate proportions. All exterior doors, no matter where they're located, gravitate toward a single size and are detailed and proportioned alike. The top rail is commonly a smaller standard size, such as 3 ½" wide. Vertical stiles are often 35–50 percent wider than the top rail. The bottom rail is proportioned 30–50 percent wider than the vertical stiles. Doors with intermediate rails fit the Prairie style.

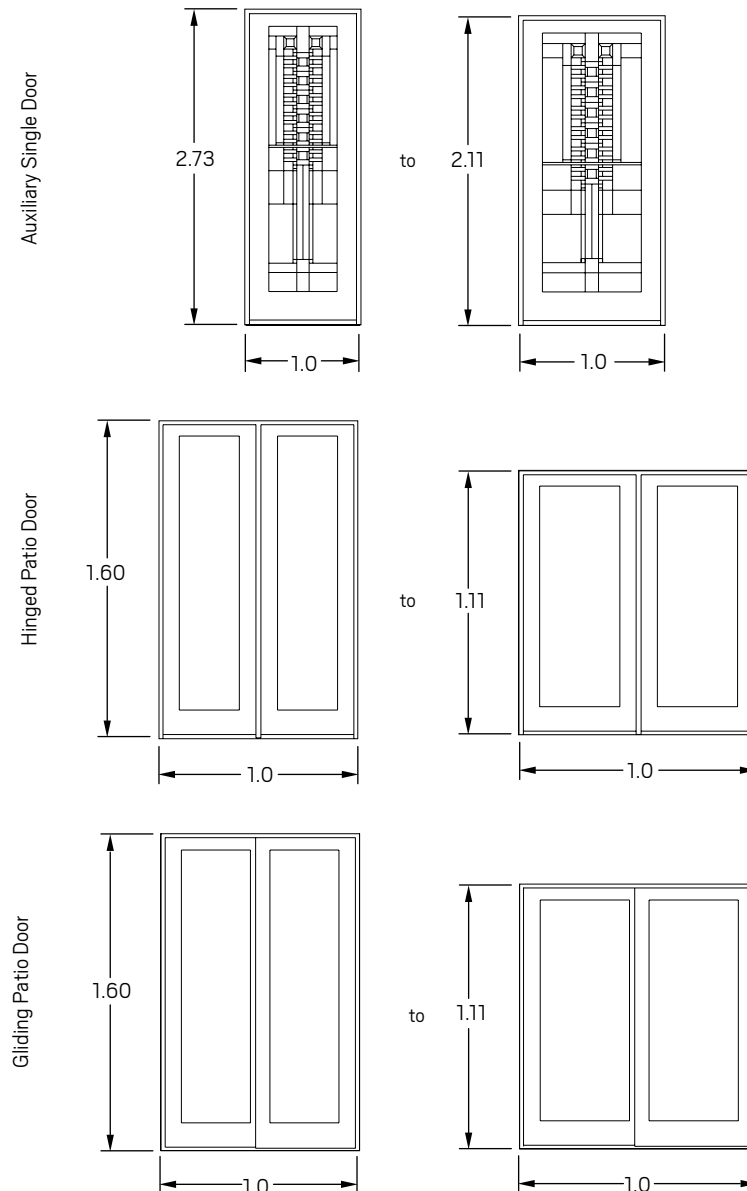
Patio doors are similar to the front door, if not identical. They are proportioned like the home's other doors, taking into account any adjacent windows to create a formally ridged rhythm of glass along the façade. Often, these doors can match a room's eight-foot ceiling height and appear to be full-height windows at first glance.

TYPICAL PROPORTION RATIOS — MAIN DOORS



Note: Drawings shown are to denoted proportions.

TYPICAL PROPORTION RATIOS — AUXILIARY DOORS



Main Entries with Trim

Both single and double doors are customary for main entries in the Prairie style.

Sidelights and transom windows are more common with single door entries, with the sidelights sized approximately 40–50 percent of the door's width. Glazing typically aligns horizontally across the door and the sidelights.

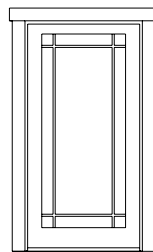
Transom windows are used less frequently than sidelights, but when transom windows are used they extend over the sidelights as a single unit and their height is equal to or shorter than the width of the sidelights. Grilles are omitted when transom windows are used.

If art glass is used anywhere in the home, it is also used at the front door. Additionally, when art glass is used in a main entry grouping such as a door, sidelights and a transom window, it is used in all units of the grouping.

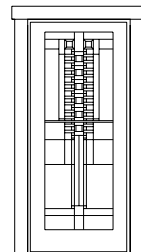
Auxiliary Entries with Trim

Patio doors are usually grouped to create full walls of glass. Though transom windows and sidelights are not original to the style, they are acceptable in newer Prairie style designs. Like main entries, grilles are omitted when transom windows are used.

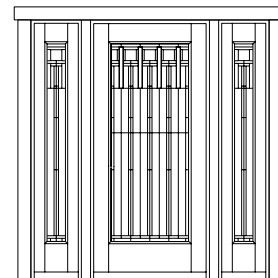
Side doors are similar to main entry doors although they're usually narrower. These doors typically use art glass to obscure the interiors of garages and mudrooms when viewed from the outside. Sidelights and transom windows are rarely used in auxiliary entries.




Wide single door with grilles



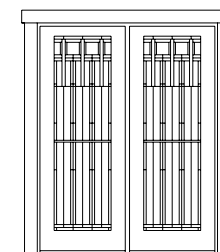
Single door with art glass




Single main entry with sidelights and art glass



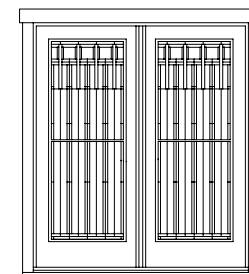
Main entry with sidelights and transom window



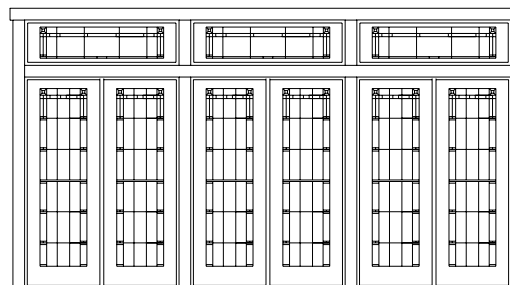
Double door main entry with art glass



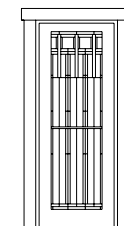
Gliding patio door with full-sized sidelights and grilles




Hinged patio door with art glass



Hinged patio doors with transom windows and art glass



Side door with art glass



Tall hinged patio doors with art glass

Window Hardware

Prairie style window hardware embraces simple lines and functional form. Hinges, sash locks and lifts are integral to the style, and any decorative elements are simple and understated. The most popular hardware finishes are antique brass and oil rubbed bronze.

CASEMENT HARDWARE

Contemporary Folding Handle



Oil Rubbed Bronze



Traditional folding handle shown in Oil Rubbed Bronze.

DOUBLE-HUNG HARDWARE

Lock & Keeper



Finger Lift



Oil Rubbed Bronze

WINDOW HARDWARE FINISH OPTIONS



Antique
Brass



Black



Oil Rubbed
Bronze

Printing limitations prevent exact finish replication. Please see your Andersen dealer for actual finish samples. Oil Rubbed Bronze is a "living finish" and will change with time and use.

Door Hardware

Door hardware for Prairie style homes features minimally sized, meticulously matched components in antique brass or oil rubbed bronze finishes. Openers, deadbolts and house numbers are commonly located on the front door. Door knockers and mail slots, however, are not part of the Prairie style door composition. Historically, each door component, such as the opener and deadbolt, are stand-alone elements. A thumb latch opener is typical on the front door exterior while a lever or knob is common on the interior. Occasionally, amber-colored doorknobs are used instead of antique brass or oil rubbed bronze knobs. The house numbers are mounted directly above the door on the head trim, while the doorbell is housed in the door's side jamb.


• ANDERSEN AUTHENTICITY •

With its simple lines and minimal decoration, Andersen Newbury® hardware is a beautiful match for Prairie style homes. For a slightly more refined appearance, Anvers® hardware offers a clean look that complements the Prairie style aesthetic. Both hardware styles are available in a choice of finishes and are made of solid, forged brass that makes them substantial to the touch and beautiful to the eye.

DOOR HARDWARE



DOOR HARDWARE FINISH OPTIONS



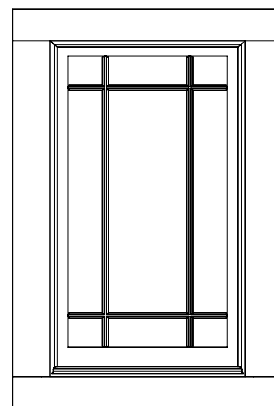
Printing limitations prevent exact finish replication. Please see your Andersen dealer for actual finish samples. Oil Rubbed Bronze is a "living finish" and will change with time and use.

Exterior Trim Style Elements

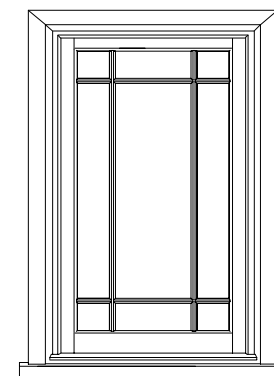
Exterior trim plays an important role by organizing walls and windows into strong geometric planes. A distinctly Prairie style look is easily created by using 4½" flat casing with extended head and sill nose.



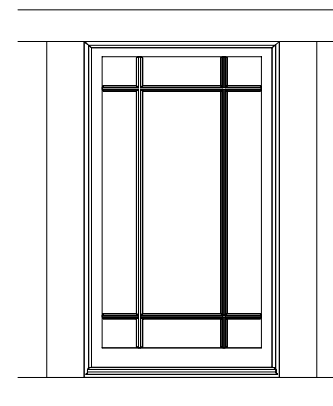
ALTERNATIVE EXTERIOR TRIM STYLES



Flat casing on all sides.



Brick mould casing with extended sill nose.



Flat casing on jambs with shared flat casing on head and sill.

• ANDERSEN AUTHENTICITY •

For authentic Prairie style, or to create a variance all your own, A-Series products provide a choice of three exterior trim profiles and three head trim options. A-Series exterior trim is available in 11 colors, so you can match or complement your window and door colors to create a variety of looks.

You can also design your own custom trim profiles with E-Series/Eagle® products, plus match or contrast the trim of the windows and doors with any of 50 exterior colors, custom colors and anodized finishes.

To learn more about Andersen® trim options, visit andersenwindows.com/collection.

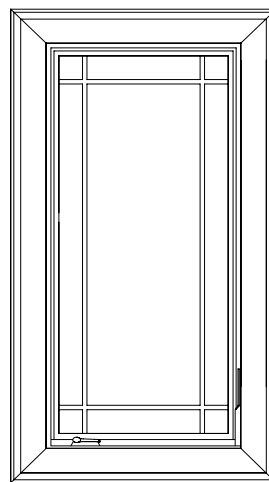


Interior Trim Style Elements

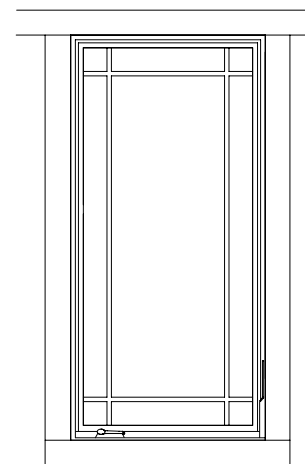
The interior trim functions in much the same way as the exterior trim. As such, there is typically a flat sweeping band of trim used to unite all windows in a room and to assign a sense of order. Profiles of all trim are rectilinear, reinforcing the Prairie style aesthetic. The interior trim is finished to emphasize the wood grain and is never painted.



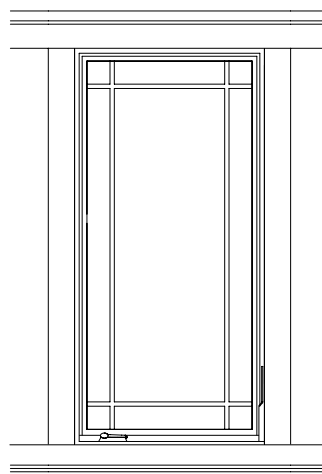
ALTERNATIVE INTERIOR TRIM STYLES



Flat casing with backband.

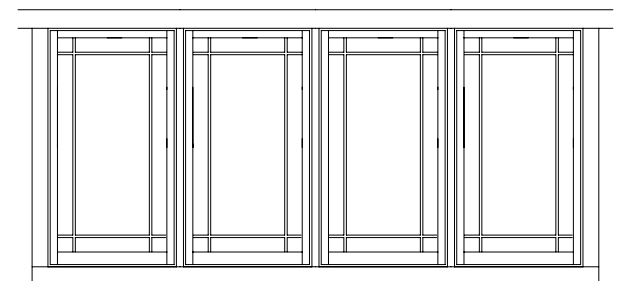


Flat casing on jambs and sill with shared flat casing on head.

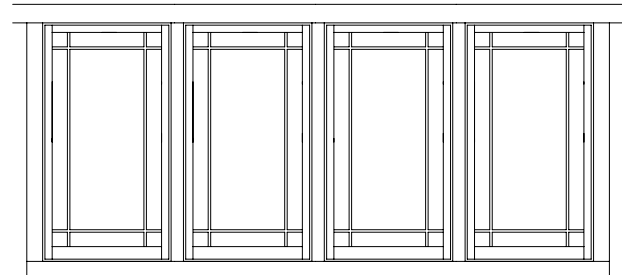


Flat casing on jambs with shared flat casing on head and stool. This style of trim would only be used in a banding design.

ALTERNATIVE GROUPING AND INTERIOR TRIM STYLES



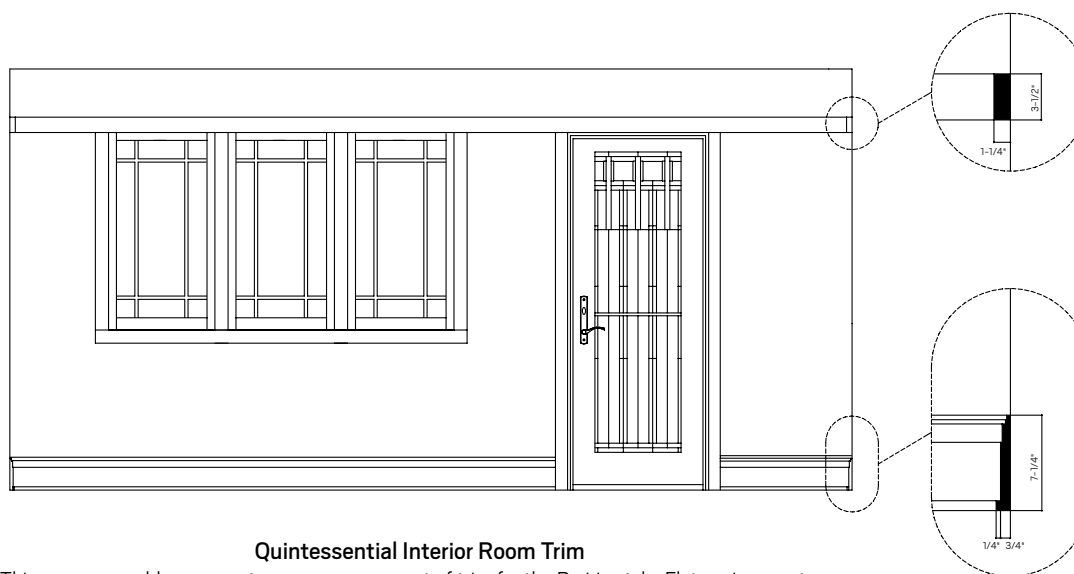
Groupings shown with narrow mull spacing



Groupings shown with wide mull spacing

Window, Door & Trim Proportionality

Choosing the right combination of interior trim profiles and size requires careful consideration of everything from house style and room dimensions to furnishings and room function.



Quintessential Interior Room Trim

This room ensemble represents an average amount of trim for the Prairie style. Flat casing creates a "picture frame" around the windows. Continuous head trim unites all windows and doors in the room.

Art Glass Style

Art glass in Prairie style homes is linear and symmetrical. Historically, motifs such as a geometric element or an abstract interpretation of a prairie plant were selected, and variations of the motif were used throughout the home. To highlight beautiful views outside of a window, the center of the window is left clear.

Typical Art Glass Location

Art glass is used extensively throughout the home and is appropriate in virtually all window types except in picture windows that are part of a triple front grouping. While double-hung windows are not quintessential to the Prairie style, art glass is appropriate only in the upper sash of these windows. At a minimum, art glass should be used in the front door.

• ANDERSEN AUTHENTICITY •

Andersen offers several art glass designs, including the Arts & Crafts-inspired Frank Lloyd Wright® Series. Made under agreement with the Frank Lloyd Wright Foundation, the four art glass panels in this series remain true to the principles of Wright's original work: simplicity, unity and nature.

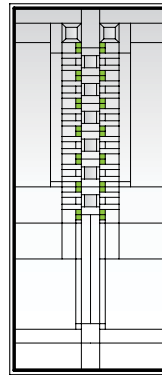
Each design is available in a wide range of sizes and shapes, and in a combination of clear and colored glass or clear glass only.

For more information, please see your Andersen dealer.

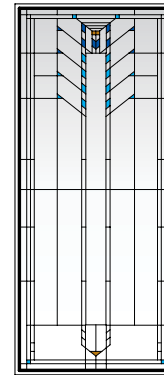
FRANK LLOYD WRIGHT® SERIES*

"Frank Lloyd Wright" and the Frank Lloyd Wright Series logo are registered trademarks of the Frank Lloyd Wright Foundation.

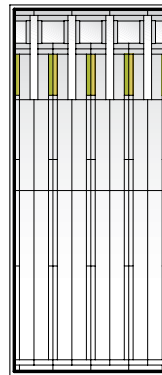
FRANK
LLOYD
WRIGHT
SERIES™



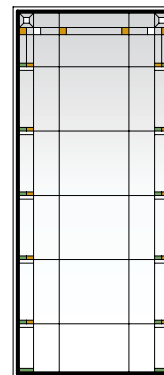
Prairie Rhythm



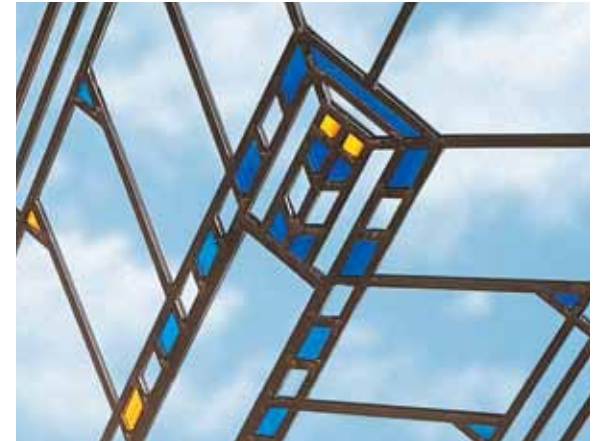
Eucalyptus



Colonnade



Wichita



Eucalyptus Design

HISTORIC AND CLASSIC SERIES**



Amber

*All of the patterns are also available with clear glass. **Classic Series glass patterns are available with semiprivate glass or clear antique glass in place of colored glass (except where indicated).

Prairie Andersen® Product Index



Casement window (exterior)

- 4 ½" flat exterior trim with extended top: Terratone®
- Frame exterior: Red Rock
- Sash exterior: Red Rock
- Prairie grille pattern

Shown on pages 5, 6, 8 and 20.



Casement and transom window combination (exterior)

- 4 ½" flat exterior trim with extended top: Terratone
- Frame exterior: Red Rock
- Sash exterior: Red Rock
- Prairie grille pattern
- Colonnade art glass (transom)

Shown on pages 5 and 21.



Hinged inswing patio door with transom (exterior)

- 4 ½" flat exterior trim with extended top: Terratone
- Frame exterior: Red Rock
- Sash exterior: Red Rock
- Colonnade art glass
- Newbury® door hardware: Oil Rubbed Bronze

Shown on pages 5 and 7.



Casement window (interior)

- Frame interior: Oak with Mocha finish
- Sash interior: Oak with Mocha finish
- Prairie grille pattern
- Traditional casement window folding handle: Oil Rubbed Bronze

Shown on pages 6, 8 and 22.



Casement and transom window combination (interior)

- Frame interior: Oak with Mocha finish
- Sash interior: Oak with Mocha finish
- Prairie grille pattern
- Colonnade art glass (transom)
- Traditional casement window folding handle: Oil Rubbed Bronze

Shown on page 23.



Straightline glass panel single door (102) with sidelights (101) (exterior)

- 4 ½" flat exterior trim with extended top: Terratone
- Panel exterior: Oak with Honey finish
- Frame exterior: Oak with Honey finish
- Sash exterior: Oak with Honey finish
- Colonnade art glass
- Newbury door hardware: Oil Rubbed Bronze

Shown on page 7.

"Andersen" and all other marks where denoted are trademarks of Andersen Corporation and its subsidiary.
©2013 Andersen Corporation. All rights reserved. 01/13 Part #9069740

Suggested Retail Price: \$9.95

