

HOME STYLE PATTERN BOOK

SPANISH COLONIAL REVIVAL

A Spanish Colonial Selection from the Andersen Style Library

HOME STYLE PATTERN BOOK

SPANISH COLONIAL REVIVAL

A Spanish Colonial Selection from the Andersen Style Library

Spanish Colonial Home Style Overview.....	4	Door Proportions.....	16
Quintessential Windows & Doors.....	6	Entries with Trim.....	17
Colors & Finishes.....	8	Window & Door Hardware	18
Primary Windows	10	Exterior Trim Style Elements.....	20
Accent Windows	11	Interior Trim Style Elements	22
Window Groupings.....	12	Interior Room Trim Example.....	24
Sash & Grille Design.....	14	Product Index	25
Grille Patterns.....	15		

ARCHITECTURAL AUTHENTICITY MADE EASY

Achieve authentic architectural style with A-Series products that were developed in conjunction with leading architects. These windows and doors feature a unique system of options that work seamlessly together, allowing you to produce virtually any style with ease.

E-Series windows and doors are made to your exact specifications and give you unmatched design freedom within the architectural style you've chosen. They allow you to create dramatic shapes and sizes, and feature 50 standard colors, custom colors, plus a wide range of interior wood species.

Andersen offers you the tools and products that make it easier to design and build today's most popular, time-proven architectural styles.



Craftsman Bungalow



International Modern



Tudor

ANDERSEN HOME STYLE PATTERN BOOKS

Since ancient Roman times, architects have relied on the use of pattern books to outline the principles and formulas of architectural styles.

These early documents recorded the building patterns that were deemed to be best, and were important tools for architects of the day in their communication with other architects, as well as builders, clients, rulers and politicians.

Today, there is a renewed interest in pattern books as planners and developers look to build new communities by learning from the successes of the past. Andersen is committed to making this type of great architectural design more attainable through our products, tools and services.

The result of years of research, pattern books from the Andersen Style Library present the quintessential architectural details of the most popular American home styles, with an emphasis on window and door design options. With these books, Andersen makes it easier for architects, builders and homeowners to communicate with a common language, and to confidently design, build and live in a home of distinction.

For more information on the Andersen Style Library, visit andersenwindows.com/stylelibrary.



Georgian/Federal



Spanish Colonial Revival



American Farmhouse

THE SPANISH COLONIAL REVIVAL HOME



Spanish Colonial Revival style architecture is an expression of the Spanish exploration of the Americas. It first became popular beginning about 1915 in California and Florida as a result of the Panama Canal opening and the Spanish Colonial style buildings exhibited at the 1915 Panama-California Exposition in San Diego. The style originally spread to New Mexico, southern Arizona and Texas. Today, Spanish Colonial Revival style homes are found in most parts of the United States.

While it shares a resemblance with the Mission Revival style, Spanish Colonial Revival style architecture is often more decorative and borrows design elements directly from Spain. However, its style influences can be quite varied and include Moorish, Renaissance, medieval Spanish, Byzantine and Spanish baroque.


This broad base of sources provides great flexibility in creating harmony between the exterior image, interior space, decorative elements and function — all while creating a statement that is deeply rooted not only in Spain, but also in the history of the Americas.




ESSENTIAL STYLE ELEMENTS

- Light-colored stucco exterior walls and chimney finishes
- Low-pitched red Mission or Spanish tile roofs with little or no overhanging eaves
- Asymmetrical massing and façades
- One or more arched entrance doors or principal windows
- Wrought iron grillwork for windows, doors and balconies
- Recessed doors and windows on exterior

EXTERIOR COLOR PALETTE



Cocoa Bean



Colony White



Flagstone



Mallard Green



Sage



Country Blue



Cinnamon Toast



QUINTESSENTIAL WINDOWS

Although a variety of window types can be found in Spanish Colonial Revival style homes, the most common is the French casement window. The individual casement sash is typically tall and narrow, and often divided into horizontal panes, which is unusual for a traditional architectural style. Quintessential Spanish Colonial Revival style grilles divide the sash horizontally, but if the sash is wide enough there may also be a vertical grille to create a pattern that is two panes wide.

As the style spread beyond the Southwestern states and Florida to other parts of the country, builders integrated the Spanish Colonial Revival style with the styles of the homes they were already building. As a result, double-hung windows are also sometimes seen in Spanish Colonial Revival style homes.



QUINTESSENTIAL DOORS

Main entrance doors in Spanish Colonial Revival style homes usually feature heavy plank doors, often with arches, heavy iron hinges and hardware. Iron grillwork is occasionally incorporated over a peephole or small window. Doors may also feature square-shaped panels. Additionally, entrance doors may be paired to create a single arched entrance. If a single door is used, the door is often wider than a standard-sized single door. Main entrance doors are traditionally set deep within the exterior of a wall to accentuate the wall thickness. A frontispiece incorporating decorative tiles, twisted columns, stone or intricate Churrigueresque decoration sometimes surrounds these doors. Side entrances feature single arched or straight top doors. Balconies and terraces often use narrow, paired French doors.



COLORS & FINISHES

When the Spanish Colonial Revival style first became popular in the Southwest and Florida, dark brown was the most common color for this style's windows. In other areas of the country, the various other colors shown here were also used and are now common throughout all parts of the country.

The window frame, sash and trim is usually one color and is intended to contrast with the very light color of the adjacent exterior stucco or interior plaster.


WINDOW/DOOR AND EXTERIOR TRIM

Color Palette




WINDOW/DOOR INTERIOR

Wood Species



WINDOW/DOOR INTERIOR

Stain Colors











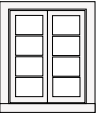







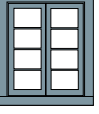




COLOR COMBINATIONS

Andersen Authenticity

Andersen® E-Series windows are available in custom colors, making it easy to match other exterior building materials, vary colors to suit your taste and complement your color palette.


To match existing interiors, E-Series products allow you to specify virtually any wood species in a range of finishes. Or choose a custom stain for an exact match.

		EXTERIOR TRIM COLOR						
								
		Cocoa Bean	Colony White	Flagstone	Mallard Green	Sage	Country Blue	Cinnamon Toast
WINDOW/DOOR COLOR								
								
								
								
								
								
								

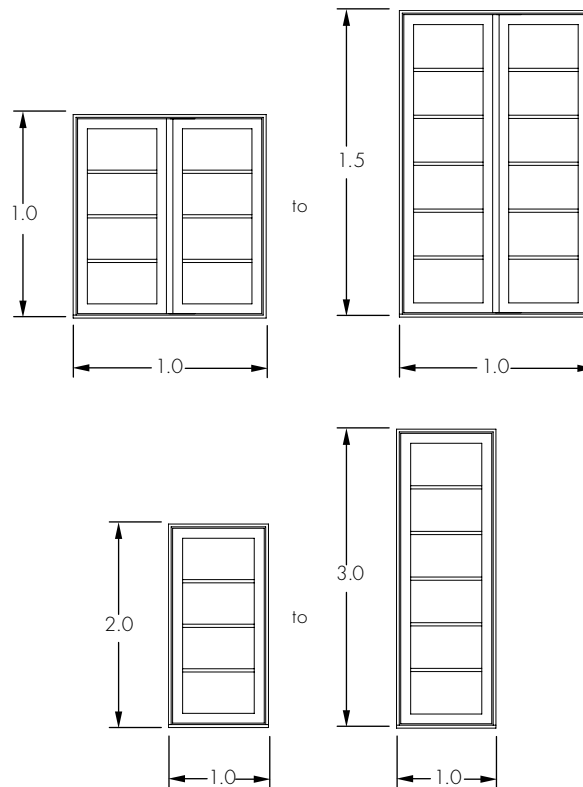
PRIMARY WINDOWS

The style's primary windows are tall, narrow French casement windows. Glass panes are typically horizontal. In some cases, however, they may be almost square. For most windows, each pane is the width of the sash, and horizontal grilles are used to create anywhere from three to seven stacked panes. If the sash is wide enough, it can be divided with a vertical grille to make a sash that is two panes wide.

QUINTESSENTIAL PRIMARY WINDOW WITH TRIM



Typical Proportion Ratios



Andersen Authenticity

Most Andersen® windows are available in custom sizes. Both the primary windows shown here and the accent windows shown on the next page can be ordered to the specifications your Spanish Colonial Revival style designs require.


ACCENT WINDOWS

Accent windows often have prominent positions in Spanish Colonial Revival style homes. Arched casement windows or arched picture windows are often grouped to create a feature window in a prominent space such as a living room. In these instances, the windows may be quite large, stretching from one or two feet above the floor almost to the ceiling.


Smaller arched windows, either single or grouped, are also popular accents. One common usage is to arrange them in stepped fashion up the stairs when the stairs are located on an outside wall. This arrangement lets natural light into the stairway and creates views to the outside. Occasionally, a quatrefoil window is used as an accent in a gable or elsewhere.

QUINTESSENTIAL ACCENT WINDOWS


With Trim





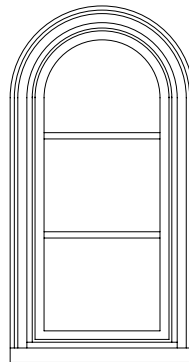
Arched casement window



Arched picture window



Quatrefoil window

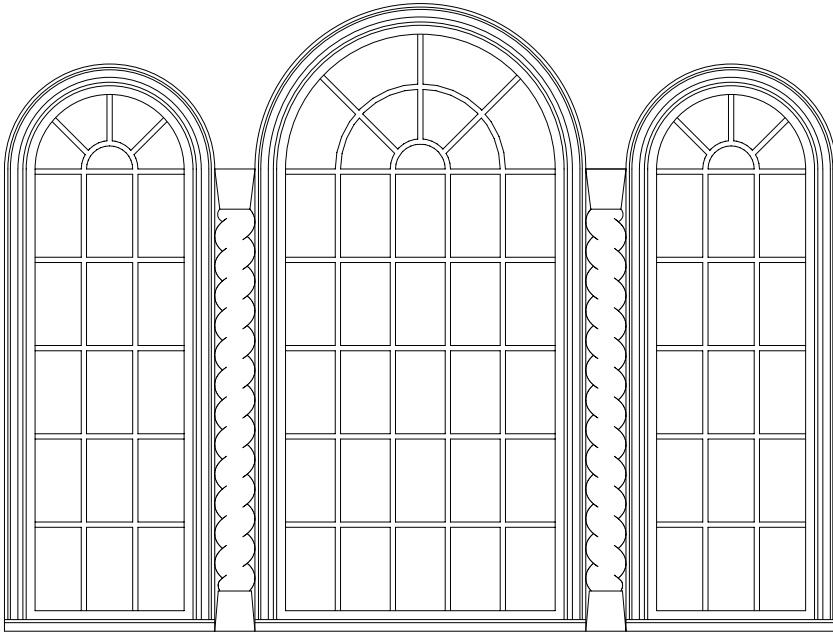


WINDOW GROUPINGS

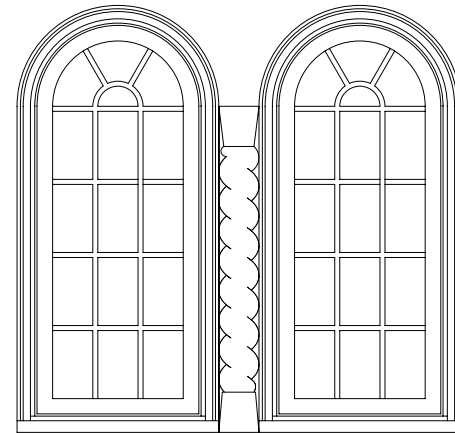
The most common window types used to create combinations in Spanish Colonial Revival style homes are arched casement windows and arched picture windows. Two to five equally-sized windows can be grouped, with groupings of three being most common. In gable walls, a grouping of two is typical.

A variation of the three-window grouping uses a wider, taller window in the center with flanking windows that are narrower and shorter. The windows are spaced approximately six inches apart to create space for ornamentation — usually a spiraled stone pilaster. Since the windows are typically recessed into the wall, the pilaster appears to support the wall above the windows.


As an alternative to using arched casement or arched picture windows, arched transom windows may be grouped over flat top casement or flat top picture windows to create a similar look.




Center arched picture window grouped with narrower and shorter arched casement windows.



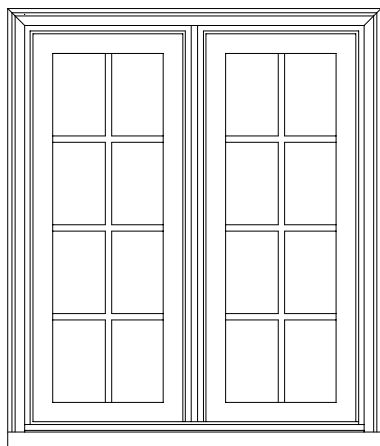
Grouping with two arched casement windows.



French casement window with half circle transom window. Circled areas — See Typical Trim Conditions details.



Two casement windows mullied together with half circle transom window. Circled areas — See Typical Trim Conditions details.



Two casement windows mullied together simulating a standard French casement unit.

TYPICAL TRIM CONDITIONS

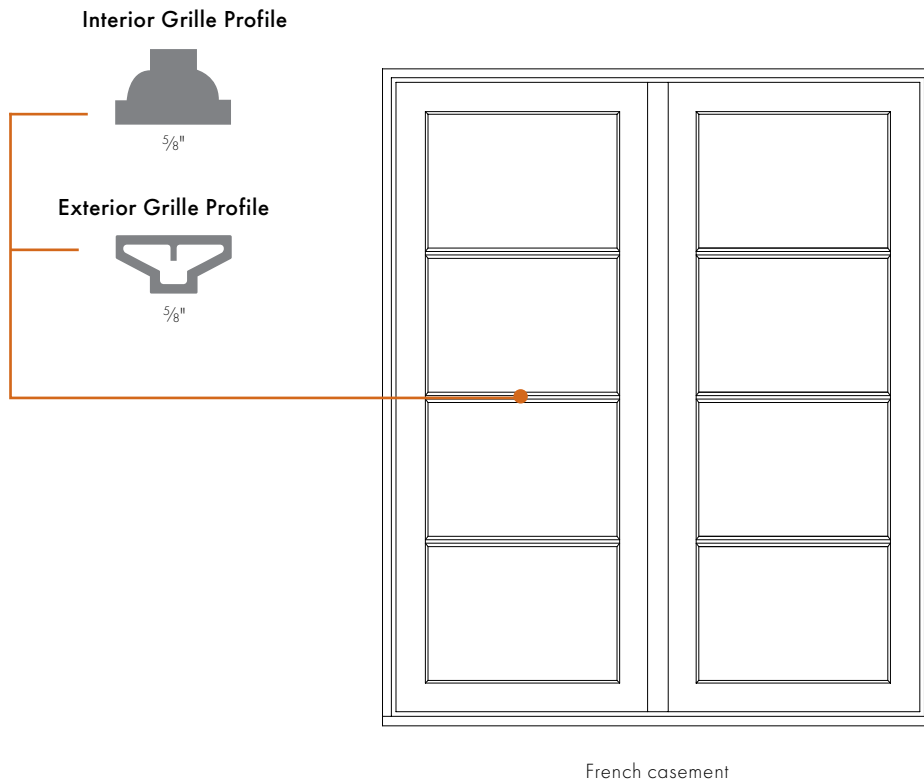
Since windows on Spanish Colonial Revival style homes are typically recessed into thick walls, the exterior trim is minimal. Usually, 2" brick mould is used.

	Jamb	Vertical Mullion
Head		
Horizontal Mullion		
Sill		
Horizontal Section		
Vertical Section		

SASH & GRILLE DESIGN

Historically, Spanish Colonial Revival style homes featured window sash and grilles that were typical of the time period and region. In the Southwestern states, the width of the sash stiles, rails and grilles is relatively narrow. The bottom rail sometimes matches the width of the top rail and stiles, but is often wider to add strength to the entire sash. The thickness of the sash and of the glass typically matches regional practices. Sash thickness is generally in the 1 ¼" to 1 ½" range.

In original examples, glass was typically set near the middle of the sash with putty glazing on the exterior, which creates shadow lines and pleasing visual depth. The profile of the edge of the grille and the inner edge of the sash were alike on both the interior and exterior, respectively. In some cases, steel windows were used. When steel windows were used, sash edge profiles typically had less detail and shape.



Andersen Authenticity

Andersen® A-Series windows were designed in conjunction with leading architects. As such, double-hung, casement and picture windows feature these sash and grille details for architectural authenticity:

- Bottom rail of the sash is wider than the stiles and top rail
- A deep glass setback for historical accuracy
- Grille profile faces are flush with the sash face to simulate traditional wood muntins
- Exterior grille profiles simulate the look of putty glazing on a historic window

Andersen products allow you to specify custom grille patterns, making it easy to create an exact match in historical applications.

GRILLE PATTERNS

French casement windows

Most French casement window sash are narrow and use grilles that create horizontal panes that extend the full width of the sash. Occasionally, however, fewer grilles are used to create pane shapes that are more square and less horizontal.


If the sash is wide, vertical grilles are sometimes added to the horizontal grilles to create two columns of panes in the sash. In these cases, the grilles usually create panes with a vertical orientation.

Arched casement and picture windows


For prominent groupings of arched casement and picture windows, the grille pattern may have a classical influence similar to that found in an arched Georgian window. However, for less prominent arched windows, the sash might be divided into two rows of vertical panes. The smallest arched windows may consist of a single pane.

ALTERNATIVE CASEMENT WINDOW GRILLE PATTERNS


Primary Windows




French casement window with one-wide pane pattern.



Arched picture window with no grilles, commonly used as a small accent window.



French casement windows with two-wide pane pattern.



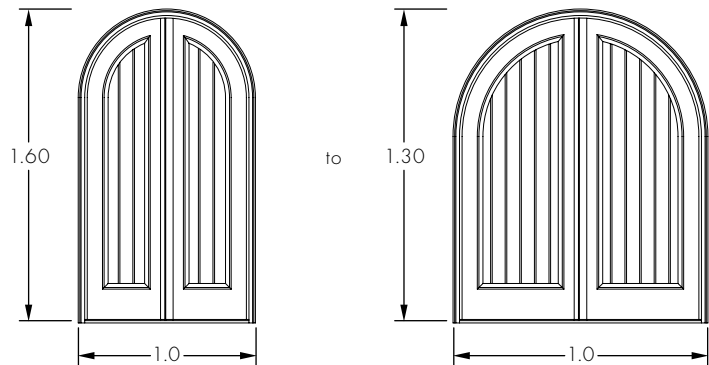
Arched picture window with one-wide pane pattern.

DOOR PROPORTIONS

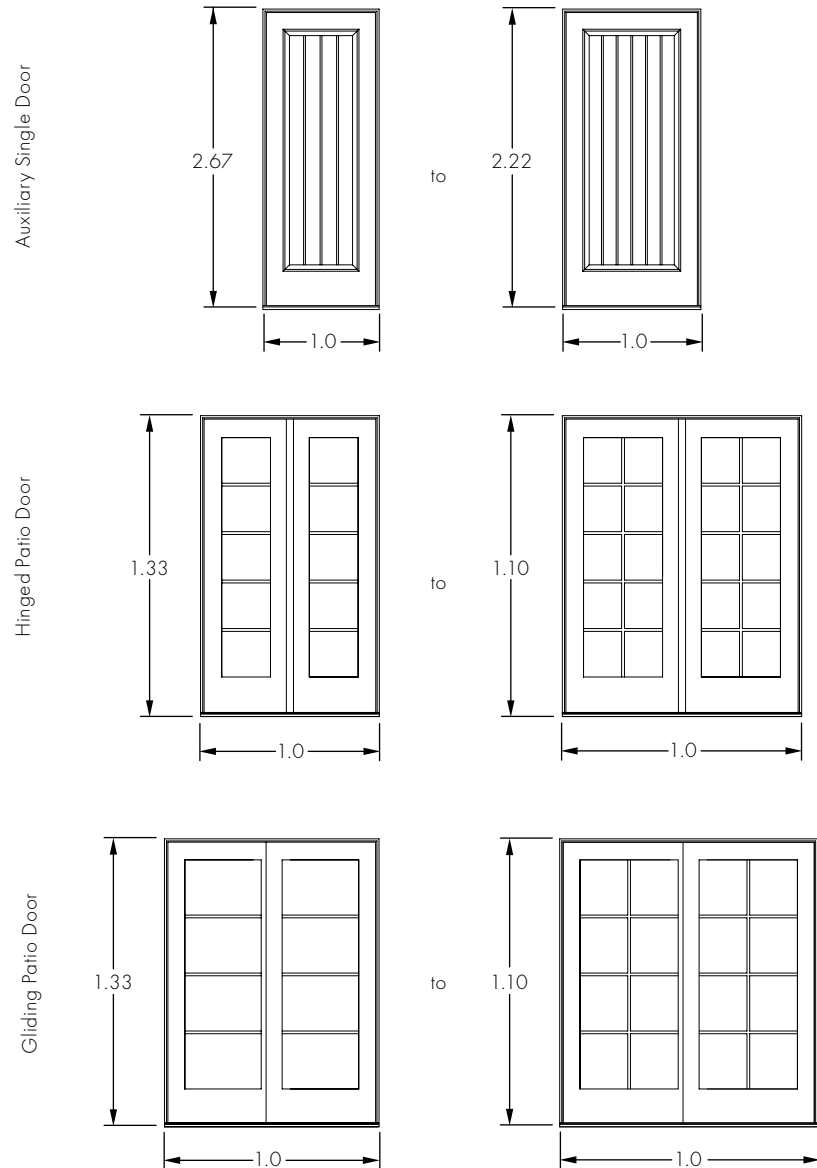
Main entrances are often wide and feature either double doors or a wide single door. Double doors are traditionally tall so that the two doors combined may still match the proportions of a standard single door.

Side entrance doors are single doors of the same style as the main entry door. However, these doors may be flat top and typically narrower than main entrance doors and are standard height. French doors are often used for balconies or terraces and are fairly narrow.

Typical proportion ratios – Main doors




Typical proportion ratios – Auxiliary doors




MAIN ENTRIES WITH TRIM


While main entries typically do not include windows, transom windows are sometimes used above entrance doors that have flat tops. In many cases, main entry doors are simply recessed into a wall, just as windows often are in the Spanish Colonial Revival style. When a door is recessed, it is usually trimmed with narrow 2" brick mould. It is also common for the recess surrounding the door to be adorned with stone or decorative tile. In elaborate homes, a frontispiece of carved stone in the decorative Churrigueresque style may surround the door.



Main door



Main double door




Main door with transom


AUXILIARY ENTRIES WITH TRIM

Side doors may sometimes be flanked with narrow casement or picture windows. The typical recessed door has narrow trim, often 2" brick mould.

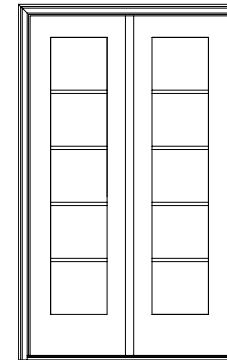
French doors are not usually flanked by sidelights. However, French doors are occasionally used in a series with wall space in between so each pair of doors is clearly a separate opening.




Side door



Side door with windows



Two-panel hinged patio door



Gliding patio door

WINDOW HARDWARE

Window hardware is typically iron and is almost always black or a very dark color. The hardware usually has an unadorned appearance.



Andersen® window with handle shown in black.

FRENCH CASEMENT AND CASEMENT HARDWARE

Folding Handle



Sash Lock



Shown in black

HARDWARE FINISHES



Black



Oil Rubbed Bronze

Hardware sold separately.
Oil rubbed bronze is a "living" finish that will change with time and use.
Printing limitations prevent exact finish replication. Please see your Andersen supplier for actual finish samples.

DOOR HARDWARE

Door hardware varies greatly from region to region. It can range from extremely simple to extremely ornate yet functional. Hardware is typically very dark or black.

Andersen Authenticity

Andersen offers a range of main entry door hardware to complement Spanish Colonial Revival style homes. Newbury, Encino® and Yuma® hardware are made of solid, forged brass for a substantial look and feel, while Albany hardware is made of diecast zinc with a durable powder-coated finish. All are available in a range of finishes to match virtually any home or taste.

ALBANY®
Black



NEWBURY®
Oil Rubbed Bronze



HARDWARE FINISH OPTIONS



Black



Oil Rubbed
Bronze

Hardware sold separately.
Oil rubbed bronze is a "living" finish that will change with time and use.
Matching hinges available in most finishes for inswing patio doors.
Printing limitations prevent exact finish replication. Please see your Andersen supplier for actual finish samples.


EXTERIOR TRIM STYLE ELEMENTS

Since windows and doors are usually recessed into the exterior walls of Spanish Colonial Revival style homes, narrow exterior trim is most appropriate. A 2" brick mould trim and a 2" sill nose is most common.


In situations where the window or door isn't recessed into the exterior wall, 3 1/2" wide flat casing with a 2" sill nose is appropriate.



ALTERNATIVE EXTERIOR TRIM STYLES



Exterior trim is often not used when windows are recessed into exterior wall veneer.



Flat casing on head and jambs with extended sill nose.

Andersen Authenticity

You can design your own custom trim profiles with E-Series products, plus match or contrast the trim of the windows and doors with any of 50 exterior colors, custom colors and anodized finishes.

For authentic Spanish Colonial Revival styling, or to create a variance all your own, A-Series products provide a choice of three exterior trim profiles and three head trim options. A-Series exterior trim is available in 11 colors, so you can match or complement your window and door colors to create a variety of looks.

To learn more about Andersen® trim options, visit andersenwindows.com/exteriortrim.




INTERIOR TRIM STYLE ELEMENTS

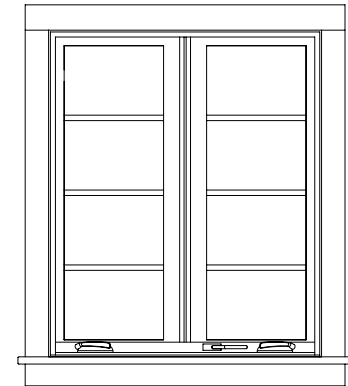
Interior trim typically ranges from minimal to non-existent. It is common for interior plaster to return into the window frame without additional trim being used. Any trim used is usually less than 2" wide. A stool with eased edges that projects beyond the face of the wall and with or without a simple apron is common.

In some parts of the country, interior trim is classically influenced and is similar to trim found in the Georgian style. In these homes, the trim is painted.

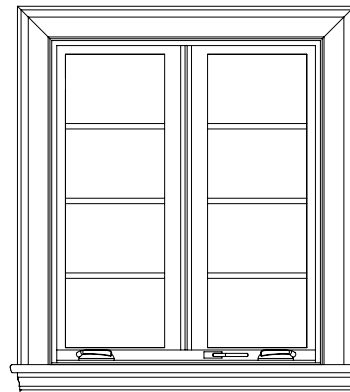
ALTERNATIVE INTERIOR TRIM STYLES



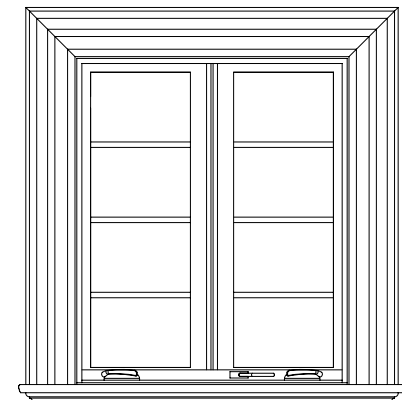
Window recessed in wall without head and jamb casing. Stool is simple rectangular profile with eased edge that projects beyond face of wall. Appropriate when window is recessed into wall.



Flat window casing no wider than 3 1/2". Stool is simple rectangular profile with eased edge that projects beyond jamb trim. Appropriate when window is not recessed into wall.




Beaded flat casing with backband for head and jambs. Stool with elliptical bull nose. Apron with ogee and bead profile. Appropriate when window is not recessed into wall.




Head and jamb trim moulding with ogee and flat profile surrounded with backband. Stool with elliptical bull nose. Apron with common bed mould that is quarter round and cove profile. Appropriate when window is not recessed into wall.

ALTERNATIVE GROUPING AND INTERIOR TRIM STYLES




Groupings shown with narrow mull spacing.



French casement window

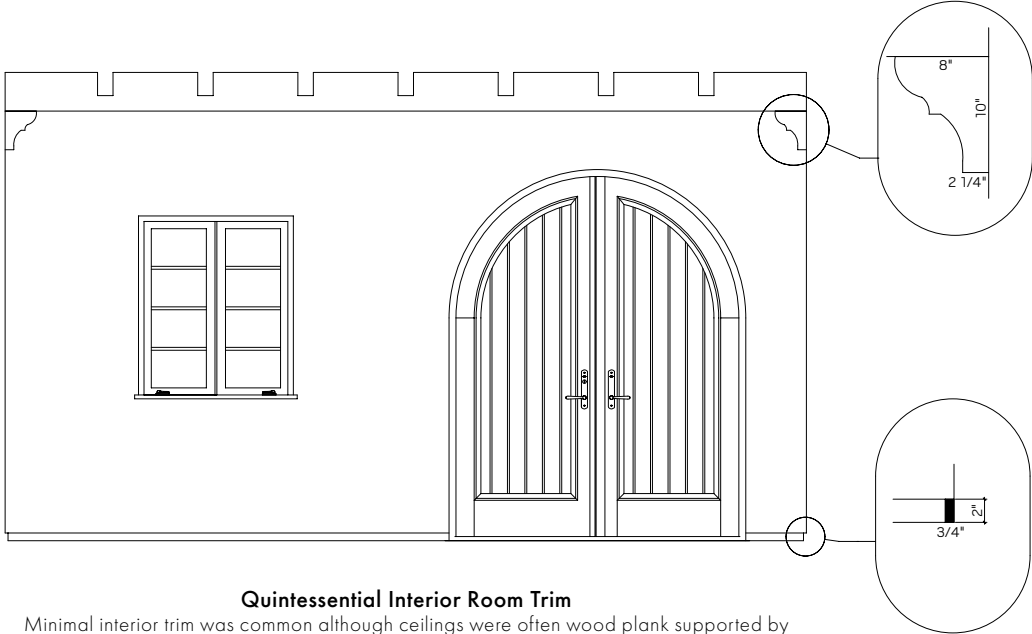
Groupings shown with wide mull spacing.



Two casement windows mullled together

WINDOW, DOOR & TRIM PROPORTIONALITY

Choosing the right combination of interior trim profiles and size requires careful consideration of everything from house style and room dimensions to furnishings and room function.



Quintessential Interior Room Trim

Minimal interior trim was common although ceilings were often wood plank supported by timber beams. Corbels were sometimes used at the intersection of the beam and wall.

SPANISH COLONIAL REVIVAL ANDERSEN® PRODUCT INDEX



French casement window (exterior)

- 2" brick mould trim: Cocoa Bean
- Frame exterior: Cocoa Bean
- Sash exterior: Cocoa Bean
- Specified equal light grille pattern

Shown on pages 5, 6, 8 and 20.



Auxiliary extended half circle window (exterior)

- 2" brick mould trim: Cocoa Bean
- Frame exterior: Cocoa Bean
- Sash exterior: Cocoa Bean
- Specified equal light grille pattern

Shown on pages 5 and 21.



Hinged inswing patio double door (exterior)

- 2" brick mould trim: Cocoa Bean
- Frame exterior: Cocoa Bean
- Specified equal light grille pattern
- Bellagio door hardware: Black finish

Shown on pages 5 and 7.



French casement window (interior)

- Frame interior: Oak with Cinnamon finish
- Sash interior: Oak with Cinnamon finish
- Specified equal light grille pattern
- Standard French casement window folding handle: Black finish

Shown on pages 6, 8 and 22.



Auxiliary extended half circle window (interior)

- Frame interior: Oak with Cinnamon finish
- Sash interior: Oak with Cinnamon finish
- Specified equal light grille pattern

Shown on page 23.



Springline full panel double door (633) (exterior)

- 2" brick mould trim: Cocoa Bean
- Panel exterior: American red oak with Cocoa Bean finish
- Albany door hardware: Black finish

Shown on page 7.



"Andersen" and all other marks where denoted are trademarks of Andersen Corporation.
©2020 Andersen Corporation. All rights reserved. 02/20 Part #9103594