

What's in This Section

2-Panel	Page 3
Parts Illustration	3
Unit Sizes	4
Unit Size Chart	4
Product Information	5
Standard and Custom Sizes	5
100 Series Product Label	5
Product History	5
Color Options Exterior	6
Color Options Interior	6
Panels - Operating	7
Operating Panel Graphic	7
Operating Panel Size Table	8
Panels - Operating	9
Panels - Stationary/Transom/Sidelight	10
Stationary/Transom/Sidelight Panel Graphic	10
Stationary Panel Size Table	11
Transom Size Table	12
Sidelight Size Table	13
Panels - Stationary	14
Glass	15
Glass - Transom/Sidelight	15
Panel Parts	16
Interlock Weatherstrip	16
Interlock Foam Plug	17
Glazing Beads	17
Insect Screens	20
Insect Screens	20
Hardware	22
Trim Set Hardware	22
Trim Set Parts	23
Lock Parts	24
Fasteners	26
Frames	27
Frame Assembly	27
Weatherstrip	28


Frame Parts and Hardware	29
Installation Kit	31
Joining Components	32
Joining Components	32
Vintage Joining Components (2008 to October 2020)	37
Service Replacement	Page 39
Service Replacement Only Parts	39
Service Replacement Only Parts	39
Weatherstrip	39
Spacer	39
Trim	40
Glazing Bead	40
Grille / Vinyl	41

100 Series Gliding Doors (2009 to Present)

2-Panel

Parts Illustration

Parts Illustration



Manufactured 2009 to Present

100 Series Gliding Door Parts

Unit viewed from exterior.

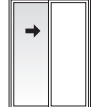
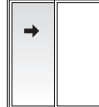

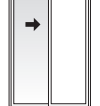
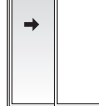

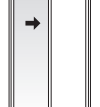


Unit Sizes

Unit Size Chart



















Note:

Unit Dimension refers to overall outside-to-outside frame. Unobstructed Glass refers to visible glass dimensions. Numbers in parentheses are metric measurements. See [Product Details](#).




























XO/OX Gliding Patio Door - 2 Panel

Unit Dimension	4'-11 1/4"	5'-11 1/4"	7'-11 1/4"
	(1505)	(1810)	(2420)
Rough Opening	5'-0"	6'-0"	8'-0"
	(1524)	(1829)	(2438)
Unobstructed Glass	24 1/8"	30 1/8"	42 1/8"
	(613)	(768)	(1079)
6'-7 1/2"			
	(2019)	(2032)	(1810)
	5068	6068	8068
6'-10 1/2"			
	(2096)	(2108)	(1886)
	50611	60611	80611
7'-11 1/2"			
	(2426)	(2438)	(2216)
	5080	6080	8080

Gliding Patio Door - Sidelights

Unit Dimension	1'-2 1/4"	1'-5 1/4"	1'-11 1/4"	2'-5 1/4"	2'-11 1/4"	3'-11 1/4"
	(362)	(438)	(591)	(743)	(895)	(1200)
Rough Opening	1'-3"	1'-6"	2'-0"	2'-6"	3'-0"	4'-0"
	(381)	(457)	(610)	(762)	(914)	(1219)
Unobstructed Glass	6 3/16"	9 3/16"	1'-3 3/16"	1'-9 3/16"	2'-3 3/16"	3'-3 3/16"
	(157)	(233)	(386)	(538)	(691)	(995)
6'-7 1/2"						
	(2019)	(2032)	(1810)			
	1368	1668	2068	2668	3068	4068
6'-10 1/2"						
	(2096)	(2108)	(1886)			
	13611	16611	20611	26611	30611	40611
7'-11 1/2"						
	(2426)	(2438)	(2216)			
	1380	1680	2080	2680	3080	4080

Gliding Patio Door - Transoms

Unit Dimension	1'-2 1/4"	1'-5 1/4"	1'-11 1/4"	2'-5 1/4"	2'-11 1/4"	3'-11 1/4"	4'-11 1/4"	5'-11 1/4"	7'-11 1/4"
	(362)	(438)	(591)	(743)	(895)	(1200)	(1505)	(1810)	(2420)
Rough Opening	1'-3"	1'-6"	2'-0"	2'-6"	3'-0"	4'-0"	5'-0"	6'-0"	8'-0"
	(381)	(457)	(610)	(762)	(914)	(1219)	(1524)	(1829)	(2438)
Unobstructed Glass	6 3/16"	9 3/16"	1'-3 3/16"	1'-9 3/16"	2'-3 3/16"	3'-3 3/16"	4'-3 3/16"	5'-3 3/16"	7'-3 3/16"
	(157)	(233)	(386)	(538)	(691)	(995)	(1300)	(1605)	(2215)
1'-2 1/4"									
	(362)	(438)	(591)	(743)	(895)	(1200)	(1505)	(1810)	(2420)
	1313	1613	2013	2613	3013	4013	5013	6013	8013
1'-7 1/4"									
	(489)	(457)	(610)	(762)	(914)	(1219)	(1524)	(1829)	(2438)
	1316	1616	2016	2616	3016	4016	5016	6016	8016
1'-11 1/4"									
	(591)	(610)	(610)	(762)	(914)	(1219)	(1524)	(1829)	(2438)
	1320	1620	2020	2620	3020	4020	5020	6020	8020

100 Series Gliding Door Sizes

Product Information

Standard and Custom Sizes

Note:

100 Series Gliding Doors are available in standard sizes. Replacement parts for some standard windows can be ordered using the numbers listed in this catalog. Some replacement parts for standard windows are made to order. These items are ordered using the Product ID found on the identification label and a description of the part needed. See [Service Guide 9051877](#).

100 Series Gliding Doors are also available in custom sizes in 1/8" increments between the smallest and the largest standard sizes. Most replacement parts for custom-sized windows are made to order and can be ordered with the Product ID found on the identification label and a description of the part needed. See [Service Guide 9051877](#).

100 Series Product Label

Note:







Some 100 Series Gliding Doors will have an identification label **or** glass etching containing a unique Product ID. The Product ID on 100 Series Gliding Doors will be located at the top of the door frame or etched into the glass. See [Service Guide 9051877](#). The Product ID may be up to 14 digits long (excluding hyphens), depending on the age of the unit. Replacement parts will also get their own unique Product ID. When ordering replacement parts, providing the Product ID ensures that replacement parts match the specifications.

Product History






2018	Cocoa Bean color discontinued.
2016	Dark Bronze exterior/interior color introduced.
2013	Black exterior and sandtone interior colors introduced.
2008	SmartSun™ glass introduced.
2009	Gliding Doors introduced.

Product Information

Color Options Exterior

					
White 2009 - Present	Sandtone 2009 - Present	Terratone 2009 - Present	Coco Bean 2009 - 2018	Dark Bronze 2013 - Present	Black 2013 - Present

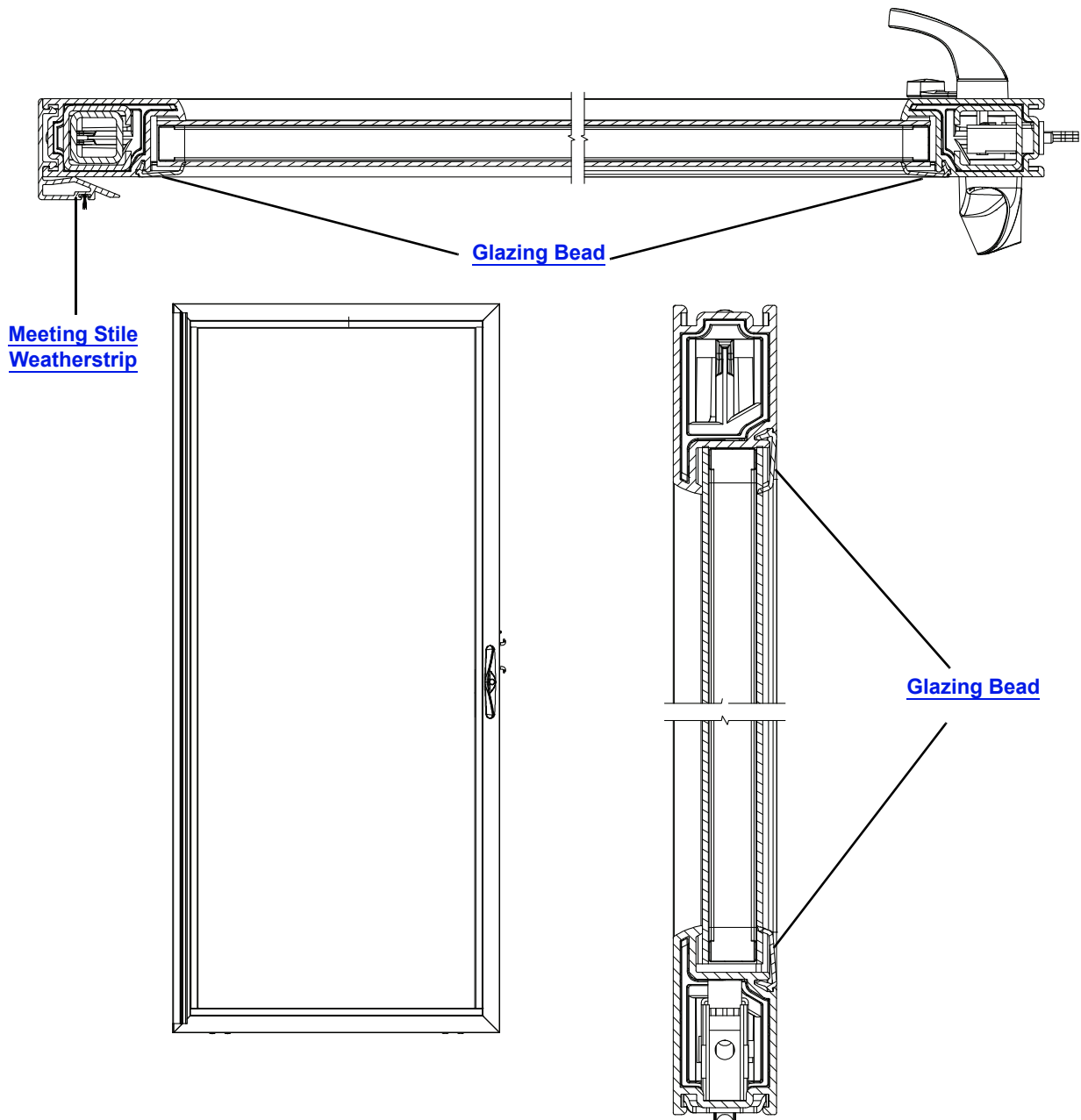
Color Options Interior

					
White 2009 - Present	Sandtone 2013 - Present	Coco Bean 2009 - 2018	Dark Bronze 2016 - Present	Black 2013 - Present	

Unit viewed from exterior.

Panels - Operating

Operating Panel Graphic



100 Series Gliding Door - Operating Panel

Panels - Operating

Operating Panel Size Table
Note:

Operating Panel is measured outside edge to outside edge of panel.

Unobstructed Glass is dimension from outside edge to outside edge of visible glass only.

Actual Glass is dimension of outside edge to outside edge of glass, including glass that is not visible.

Unit No.	Panels (w x h)	Unobstructed Glass	Actual Glass
5068	29 ⁵ / ₈ x 76 ³ / ₄	24 ¹ / ₈ x 71 ¹ / ₄	25 ¹ / ₄ x 72 ³ / ₈
50611	29 ⁵ / ₈ x 79 ³ / ₄	24 ¹ / ₈ x 74 ¹ / ₄	25 ¹ / ₄ x 75 ³ / ₈
5080	29 ⁵ / ₈ x 92 ³ / ₄	24 ¹ / ₈ x 87 ¹ / ₄	25 ¹ / ₄ x 88 ³ / ₈
6068	35 ⁵ / ₈ x 76 ³ / ₄	30 ¹ / ₈ x 71 ¹ / ₄	31 ¹ / ₄ x 72 ³ / ₈
60611	35 ⁵ / ₈ x 79 ³ / ₄	30 ¹ / ₈ x 74 ¹ / ₄	31 ¹ / ₄ x 75 ³ / ₈
6080	35 ⁵ / ₈ x 92 ³ / ₄	30 ¹ / ₈ x 87 ¹ / ₄	31 ¹ / ₄ x 88 ³ / ₈
8068	47 ⁵ / ₈ x 76 ³ / ₄	42 ¹ / ₈ x 71 ¹ / ₄	43 ¹ / ₄ x 72 ³ / ₈
80611	47 ⁵ / ₈ x 79 ³ / ₄	42 ¹ / ₈ x 74 ¹ / ₄	43 ¹ / ₄ x 75 ³ / ₈
8080	47 ⁵ / ₈ x 92 ³ / ₄	42 ¹ / ₈ x 87 ¹ / ₄	43 ¹ / ₄ x 88 ³ / ₈

Panels - Operating

Panels - Operating

Panel - Operating

Glass Logo

Low-E



Low-E SmartSun™



Low-E HeatLock™



Low-E SmartSun™ HeatLock™



Tempered Logo

TEMPERED
16 CFR 1201
ANSI Z97.1 2009
SGCC XXXX
CIG-XX Xmm MM/DD/YR
CAN/CGSB 12.1-M90

Note:

When replacing gliding door panels it is recommended to also replace the [interlock weatherstrip](#). Replacement operating panels for standard doors are made to order.

See panel [Product Details](#).

See [Service Guide 9020082](#) for panel replacement.

[Exterior color options](#): White, Sandtone, Terratone, Cocoa Bean, Dark Bronze, Black.

[Interior finish options](#): White, Sandtone, Dark Bronze, Black

[Glass options](#): (See [Logo example](#)): Glazings also available in an STC upgrade package. All glazing options for door panels are tempered. Primary glazing options include:

Low-E	Low-E Tempered	Low-E Obscure	Low-E Tempered Obscure
Low-E SmartSun™	Low-E SmartSun™ HeatLock	Low-E SmartSun™ Obscure	Low-E SmartSun™ Tempered Obscure
Low-E HeatLock	Low-E HeatLock Tempered	Low-E SmartSun™ HeatLock Tempered	Dual Pane Insulated
Low-E Passive Heat-Lock			

[Grille types](#): Five (5) Primary grille options include:

Finelight™ Grilles-Between-the-Glass	Finelight™ Grilles-Between-the-Glass w/Exterior Grilles	Full Divided Light (FDL)	Full Divided Light (FDL) w/ Energy Spacer*	Simulated Divided Light (SDL)

To order, state:

Product ID (from product label, see [Service Guide 9051877](#).

OR

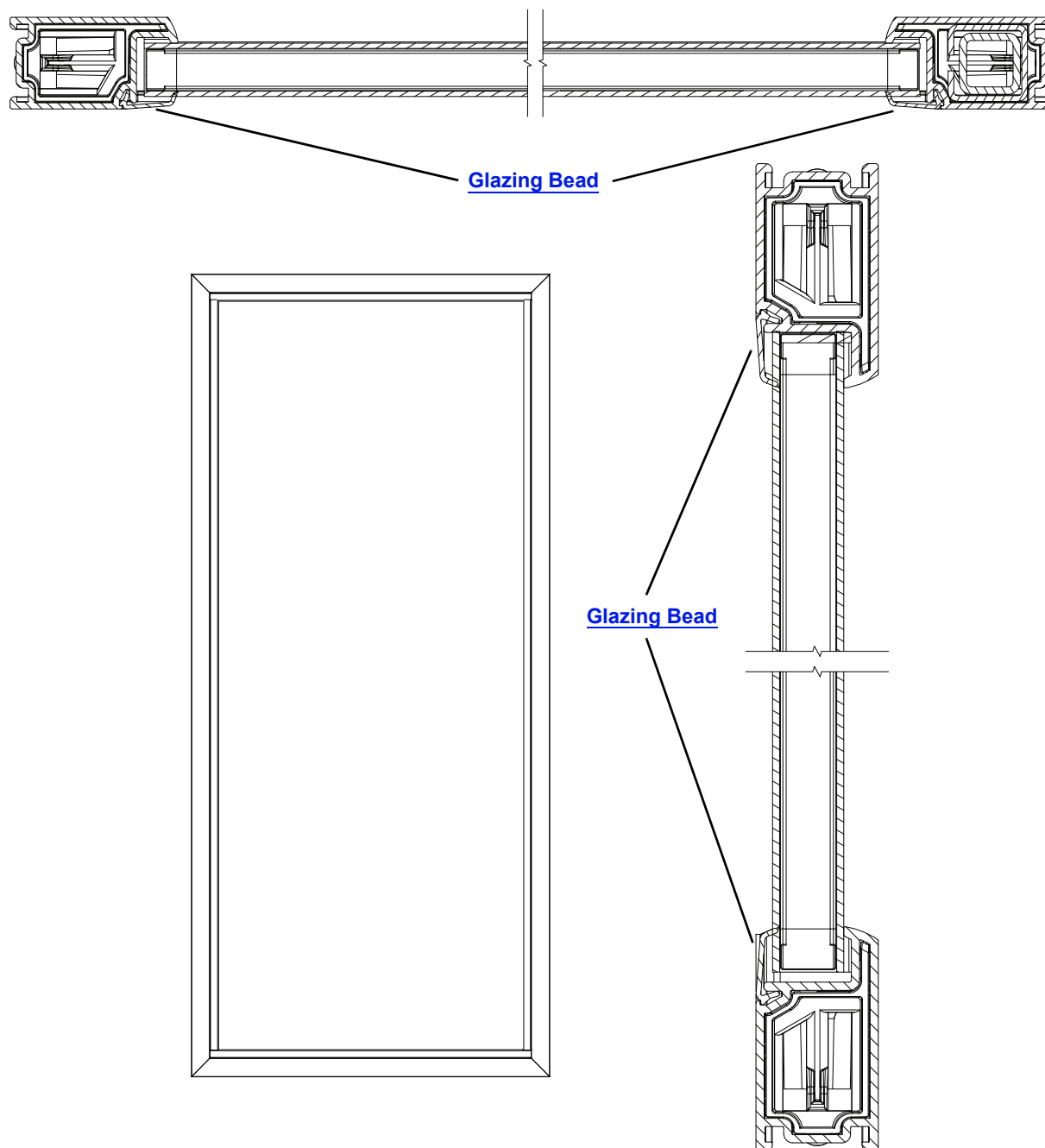
1. Unit or frame size (100GD XXXX or frame W x H dimensions)
2. Description of part (Operating Panel)
3. [Handing \(Right, Left\)](#)
4. Color of panel
5. Glazing
6. Part numbered panels with Finelight™ grilles, will have 1" wide grille bars. When ordering as configured, choose grille bar width 1" or 3/4".

Panels - Stationary/Transom/Sidelight

Stationary/Transom/Sidelight Panel Graphic

Note:

Interlock weatherstrip is not shown.



100 Series Gliding Door Stationary/Transom/Sidelight Panel

Unit viewed from exterior.

100 Series Gliding Doors (2009 to Present)

2-Panel

Panels - Stationary/Transom/Sidelight

Stationary Panel Size Table

Note:

Stationary Panel is measured outside edge to outside edge of panel.

Unobstructed Glass is dimension from outside edge to outside edge of visible glass only.

Actual Glass is dimension of outside edge to outside edge of glass, including glass that is not visible.

Unit No.	Stationary Panel (w x h)	Unobstructed Glass (w x h)	Actual Glass (w x h)
5068	29 ⁵ / ₈ x 76 ³ / ₄	24 ¹ / ₈ x 71 ¹ / ₄	25 ¹ / ₄ x 72 ³ / ₈
50611	29 ⁵ / ₈ x 79 ³ / ₄	24 ¹ / ₈ x 74 ¹ / ₄	25 ¹ / ₄ x 75 ³ / ₈
5080	29 ⁵ / ₈ x 92 ³ / ₄	24 ¹ / ₈ x 87 ¹ / ₄	31 ¹ / ₄ x 88 ³ / ₈
6068	35 ⁵ / ₈ x 76 ³ / ₄	30 ¹ / ₈ x 71 ¹ / ₄	31 ¹ / ₄ x 72 ³ / ₈
60611	35 ⁵ / ₈ x 79 ³ / ₄	30 ¹ / ₈ x 74 ¹ / ₄	31 ¹ / ₄ x 75 ³ / ₈
6080	35 ⁵ / ₈ x 92 ³ / ₄	30 ¹ / ₈ x 87 ¹ / ₄	31 ¹ / ₄ x 88 ³ / ₈
8068	47 ⁵ / ₈ x 76 ³ / ₄	42 ¹ / ₈ x 71 ¹ / ₄	43 ¹ / ₄ x 72 ³ / ₈
80611	47 ⁵ / ₈ x 79 ³ / ₄	42 ¹ / ₈ x 74 ¹ / ₄	43 ¹ / ₄ x 75 ³ / ₈
8080	47 ⁵ / ₈ x 92 ³ / ₄	42 ¹ / ₈ x 87 ¹ / ₄	43 ¹ / ₄ x 88 ³ / ₈

Panels - Stationary/Transom/Sidelight

Transom Size Table

Note:

Stationary Panel is measured outside edge to outside edge of panel.

Unobstructed Glass is dimension from outside edge to outside edge of visible glass only.

Actual Glass is dimension of outside edge to outside edge of glass, including glass that is not visible.

Unit No.	Stationary Panel (w x h)	Unobstructed Glass (w x h)	Actual Glass (w x h)
TR 1313	11 $\frac{11}{16}$ x 11 $\frac{11}{16}$	6 $\frac{3}{16}$ x 6 $\frac{3}{16}$	7 $\frac{5}{16}$ x 7 $\frac{5}{16}$
TR 1613	14 $\frac{11}{16}$ x 11 $\frac{11}{16}$	9 $\frac{3}{16}$ x 6 $\frac{3}{16}$	10 $\frac{5}{16}$ x 7 $\frac{5}{16}$
TR 2013	20 $\frac{11}{16}$ x 11 $\frac{11}{16}$	15 $\frac{3}{16}$ x 6 $\frac{3}{16}$	16 $\frac{5}{16}$ x 7 $\frac{5}{16}$
TR 2613	26 $\frac{11}{16}$ x 11 $\frac{11}{16}$	21 $\frac{3}{16}$ x 6 $\frac{3}{16}$	22 $\frac{5}{16}$ x 7 $\frac{5}{16}$
TR 3013	32 $\frac{11}{16}$ x 11 $\frac{11}{16}$	27 $\frac{3}{16}$ x 6 $\frac{3}{16}$	28 $\frac{5}{16}$ x 7 $\frac{5}{16}$
TR 4013	44 $\frac{11}{16}$ x 11 $\frac{11}{16}$	39 $\frac{3}{16}$ x 6 $\frac{3}{16}$	40 $\frac{5}{16}$ x 7 $\frac{5}{16}$
TR 5013	56 $\frac{11}{16}$ x 11 $\frac{11}{16}$	51 $\frac{3}{16}$ x 6 $\frac{3}{16}$	52 $\frac{5}{16}$ x 7 $\frac{5}{16}$
TR 6013	68 $\frac{11}{16}$ x 11 $\frac{11}{16}$	63 $\frac{3}{16}$ x 6 $\frac{3}{16}$	64 $\frac{5}{16}$ x 7 $\frac{5}{16}$
TR 8013	92 $\frac{11}{16}$ x 11 $\frac{11}{16}$	87 $\frac{3}{16}$ x 6 $\frac{3}{16}$	88 $\frac{5}{16}$ x 7 $\frac{5}{16}$
TR 1316	11 $\frac{11}{16}$ x 14 $\frac{11}{16}$	6 $\frac{3}{16}$ x 9 $\frac{3}{16}$	7 $\frac{5}{16}$ x 10 $\frac{5}{16}$
TR 1616	14 $\frac{11}{16}$ x 14 $\frac{11}{16}$	9 $\frac{3}{16}$ x 9 $\frac{3}{16}$	10 $\frac{5}{16}$ x 10 $\frac{5}{16}$
TR 2016	20 $\frac{11}{16}$ x 14 $\frac{11}{16}$	15 $\frac{3}{16}$ x 9 $\frac{3}{16}$	16 $\frac{5}{16}$ x 10 $\frac{5}{16}$
TR 2613	26 $\frac{11}{16}$ x 14 $\frac{11}{16}$	21 $\frac{3}{16}$ x 9 $\frac{3}{16}$	22 $\frac{5}{16}$ x 10 $\frac{5}{16}$
TR 3016	32 $\frac{11}{16}$ x 14 $\frac{11}{16}$	27 $\frac{3}{16}$ x 9 $\frac{3}{16}$	28 $\frac{5}{16}$ x 10 $\frac{5}{16}$
TR 4016	44 $\frac{11}{16}$ x 14 $\frac{11}{16}$	39 $\frac{3}{16}$ x 9 $\frac{3}{16}$	40 $\frac{5}{16}$ x 10 $\frac{5}{16}$
TR 5016	56 $\frac{11}{16}$ x 14 $\frac{11}{16}$	51 $\frac{3}{16}$ x 9 $\frac{3}{16}$	52 $\frac{5}{16}$ x 10 $\frac{5}{16}$
TR 6016	68 $\frac{11}{16}$ x 14 $\frac{11}{16}$	63 $\frac{3}{16}$ x 9 $\frac{3}{16}$	64 $\frac{5}{16}$ x 10 $\frac{5}{16}$
TR 8016	92 $\frac{11}{16}$ x 14 $\frac{11}{16}$	87 $\frac{3}{16}$ x 9 $\frac{3}{16}$	88 $\frac{5}{16}$ x 10 $\frac{5}{16}$
TR 1320	11 $\frac{11}{16}$ x 20 $\frac{11}{16}$	6 $\frac{3}{16}$ x 15 $\frac{3}{16}$	7 $\frac{5}{16}$ x 16 $\frac{5}{16}$
TR 1620	14 $\frac{11}{16}$ x 20 $\frac{11}{16}$	9 $\frac{3}{16}$ x 15 $\frac{3}{16}$	10 $\frac{5}{16}$ x 16 $\frac{5}{16}$
TR 2020	20 $\frac{11}{16}$ x 20 $\frac{11}{16}$	15 $\frac{3}{16}$ x 15 $\frac{3}{16}$	16 $\frac{5}{16}$ x 16 $\frac{5}{16}$
TR 2620	26 $\frac{11}{16}$ x 20 $\frac{11}{16}$	21 $\frac{3}{16}$ x 15 $\frac{3}{16}$	22 $\frac{5}{16}$ x 16 $\frac{5}{16}$
TR 3020	32 $\frac{11}{16}$ x 20 $\frac{11}{16}$	27 $\frac{3}{16}$ x 15 $\frac{3}{16}$	28 $\frac{5}{16}$ x 16 $\frac{5}{16}$
TR 4020	44 $\frac{11}{16}$ x 20 $\frac{11}{16}$	39 $\frac{3}{16}$ x 15 $\frac{3}{16}$	40 $\frac{5}{16}$ x 16 $\frac{5}{16}$
TR 5020	56 $\frac{11}{16}$ x 20 $\frac{11}{16}$	51 $\frac{3}{16}$ x 15 $\frac{3}{16}$	52 $\frac{5}{16}$ x 16 $\frac{5}{16}$
TR 6020	68 $\frac{11}{16}$ x 20 $\frac{11}{16}$	63 $\frac{3}{16}$ x 15 $\frac{3}{16}$	64 $\frac{5}{16}$ x 16 $\frac{5}{16}$
TR 8020	92 $\frac{11}{16}$ x 20 $\frac{11}{16}$	87 $\frac{3}{16}$ x 15 $\frac{3}{16}$	88 $\frac{5}{16}$ x 16 $\frac{5}{16}$

100 Series Gliding Doors (2009 to Present)

2-Panel

Panels - Stationary/Transom/Sidelight

Sidelight Size Table

Note:

Stationary Panel is measured outside edge to outside edge of panel.

Unobstructed Glass is dimension from outside edge to outside edge of visible glass only.

Actual Glass is dimension of outside edge to outside edge of glass, including glass that is not visible.

Unit No.	Stationary Panel (w x h)	Unobstructed Glass (w x h)	Actual Glass (w x h)
SL1368	11 $\frac{11}{16}$ x 76 $\frac{3}{4}$	6 $\frac{3}{16}$ x 71 $\frac{1}{4}$	7 $\frac{5}{16}$ x 72 $\frac{3}{8}$
SL1668	14 $\frac{11}{16}$ x 76 $\frac{3}{4}$	9 $\frac{3}{16}$ x 71 $\frac{1}{4}$	10 $\frac{5}{16}$ x 72 $\frac{3}{8}$
SL2068	20 $\frac{11}{16}$ x 76 $\frac{3}{4}$	15 $\frac{3}{16}$ x 71 $\frac{1}{4}$	16 $\frac{5}{16}$ x 72 $\frac{3}{8}$
SL2668	26 $\frac{11}{16}$ x 76 $\frac{3}{4}$	21 $\frac{3}{16}$ x 71 $\frac{1}{4}$	22 $\frac{5}{16}$ x 72 $\frac{3}{8}$
SL3068	32 $\frac{11}{16}$ x 76 $\frac{3}{4}$	27 $\frac{3}{16}$ x 71 $\frac{1}{4}$	28 $\frac{5}{16}$ x 72 $\frac{3}{8}$
SL4068	44 $\frac{11}{16}$ x 76 $\frac{3}{4}$	39 $\frac{3}{16}$ x 71 $\frac{1}{4}$	40 $\frac{5}{16}$ x 72 $\frac{3}{8}$
SL13611	11 $\frac{11}{16}$ x 79 $\frac{3}{4}$	6 $\frac{3}{16}$ x 74 $\frac{1}{4}$	7 $\frac{5}{16}$ x 75 $\frac{3}{8}$
SL16611	14 $\frac{11}{16}$ x 79 $\frac{3}{4}$	9 $\frac{3}{16}$ x 74 $\frac{1}{4}$	10 $\frac{5}{16}$ x 75 $\frac{3}{8}$
SL20611	20 $\frac{11}{16}$ x 79 $\frac{3}{4}$	15 $\frac{3}{16}$ x 74 $\frac{1}{4}$	16 $\frac{5}{16}$ x 75 $\frac{3}{8}$
SL26611	26 $\frac{11}{16}$ x 79 $\frac{3}{4}$	21 $\frac{3}{16}$ x 74 $\frac{1}{4}$	22 $\frac{5}{16}$ x 75 $\frac{3}{8}$
SL30611	32 $\frac{11}{16}$ x 79 $\frac{3}{4}$	27 $\frac{3}{16}$ x 74 $\frac{1}{4}$	28 $\frac{5}{16}$ x 75 $\frac{3}{8}$
SL40611	44 $\frac{11}{16}$ x 79 $\frac{3}{4}$	39 $\frac{3}{16}$ x 74 $\frac{1}{4}$	40 $\frac{5}{16}$ x 75 $\frac{3}{8}$
SL1380	11 $\frac{11}{16}$ x 92 $\frac{3}{4}$	6 $\frac{3}{16}$ x 87 $\frac{1}{4}$	7 $\frac{5}{16}$ x 88 $\frac{3}{8}$
SL1680	14 $\frac{11}{16}$ x 92 $\frac{3}{4}$	9 $\frac{3}{16}$ x 87 $\frac{1}{4}$	10 $\frac{5}{16}$ x 88 $\frac{3}{8}$
SL2080	20 $\frac{11}{16}$ x 92 $\frac{3}{4}$	15 $\frac{3}{16}$ x 87 $\frac{1}{4}$	16 $\frac{5}{16}$ x 88 $\frac{3}{8}$
SL2690	26 $\frac{11}{16}$ x 92 $\frac{3}{4}$	21 $\frac{3}{16}$ x 87 $\frac{1}{4}$	22 $\frac{5}{16}$ x 88 $\frac{3}{8}$
SL3080	32 $\frac{11}{16}$ x 92 $\frac{3}{4}$	27 $\frac{3}{16}$ x 87 $\frac{1}{4}$	28 $\frac{5}{16}$ x 88 $\frac{3}{8}$
SL4080	44 $\frac{11}{16}$ x 92 $\frac{3}{4}$	39 $\frac{3}{16}$ x 87 $\frac{1}{4}$	40 $\frac{5}{16}$ x 88 $\frac{3}{8}$

Panels - Stationary/Transom/Sidelight

Panels - Stationary

Panels - Stationary

Glass Logo

Low-E



Low-E SmartSun™



Low-E HeatLock™



Low-E SmartSun™ HeatLock™



Tempered Logo

TEMPERED UA
 16 CFR 1201 II
 ANSI Z97.1 2009
 SGGC XXXX
 CIG-XX Xmm MM/DD/YR
 CAN/CGSB 12.1-M90

Note:

When replacing gliding door panels it is recommended to also replace the [interlock weatherstrip](#). Replacement panels for standard and custom-sized doors are made to order. See [Service Guide 9020082](#).

See panel [Product Details](#).

Exterior color options: White, Sandtone, Terratone, Cocoa Bean, Dark Bronze, Black.

Interior finish options: White, Sandtone, Dark Bronze, Black

Glass options (See Logo example): Glazings also available in an STC upgrade package. All glazing options for door panels are tempered. Primary glazing options include:

Low-E	Low-E SmartSun™ Heat-Lock	Low-E Obscure	Low-E SmartSun™ Obscure
Low-E SmartSun™	Low-E HeatLock	Low-E SmartSun™ Obscure	Dual Pane Insulated
Low-E HeatLock	Low-E SmartSun™ Heat-Lock	Low-E Obscure	

Finelight™ Grille options: Primary grille options include:

Colonial	Prairie A
Specified Equal Lite	Short Fractional

To order, state:

Product ID (from product label, see [Service Guide 9051877](#)).

OR

- Unit or frame size (100GD XXXX or frame W x H dimensions)
- Description of part (Stationary Panel)
- [Handing \(Right, Left\)](#)
- Color of panel
- Glazing

Glass

Glass - Transom/Sidelight

Glass - Transom/Sidelight

Glass Logo

Low-E



Low-E SmartSun™



Low-E HeatLock™



Low-E SmartSun™ HeatLock™



Tempered Logo

TEMPERED
16 CFR 1201.1
ANSI Z97.1 2009
SGCC XXXX
CIG-XX Xmm MM/DD/YR
CAN/CGSB 12.1-M90

Note:

See [Service Guide 9000597](#).

Glass options (See [Logo example](#)): Glazings also available in an STC upgrade package. Primary glazing options include:

Low-E	Low-E SmartSun™ Heat-Lock	Low-E Obscure	Low-E SmartSun™ Obscure
Low-E SmartSun™	Low-E HeatLock	Low-E SmartSun™ Obscure	Dual Pane Insulated
Low-E HeatLock	Low-E SmartSun™ Heat-Lock	Low-E Obscure	

Finelight™ Grille options: Primary grille options include:

Colonial	Prairie A
Specified Equal Lite	Short Fractional

To order, state:

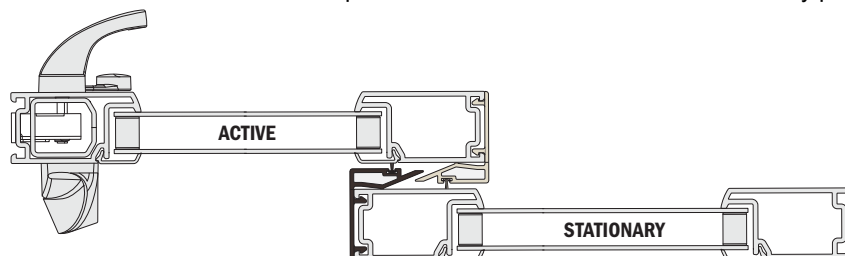
1. Warranty label ID #(see warranty label [page 5](#))
2. Manufacturing date and product description
3. Options Desired (if different than original product)

Panel Parts

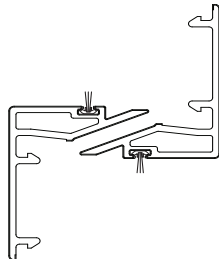
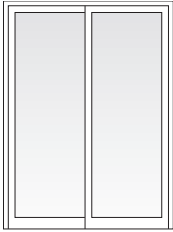
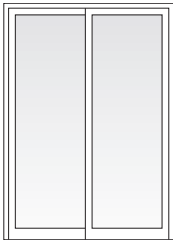
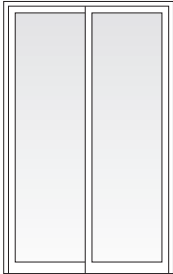
Interlock Weatherstrip

Note:

Interlock is universal (same piece used with active panel and stationary panel) and part # ships as an individual piece. **Two-tone** units use a color to match the interior color of the active panel and the exterior color of the stationary panel.



Interlock with Weatherstrip

	Unit Size	Part Height (In.)	Color (Int/Ext)	Order No.
	<div>79 1/2" (2019)</div> <div></div> <div>xx68</div>	76-11/16	White	9130486
			Terratone	9130501
			Sandtone	9130498
			Cocoa Bean	9130492
			Dark Bronze	9130495
			Black	9130489
	<div>82 1/2" (2096)</div> <div></div> <div>xx611</div>	79-11/16	White	9130487
			Terratone	9130502
			Sandtone	9130499
			Cocoa Bean	9130493
			Dark Bronze	9130496
			Black	9130490
	<div>95 1/2" (2426)</div> <div></div> <div>xx80</div>	92-11/16	White	9130488
			Terratone	9130503
			Sandtone	9130500
			Cocoa Bean	9130494
			Dark Bronze	9130497
Black			9130491	

Panel Parts

Interlock Foam Plug

Plug - Interlock / Foam

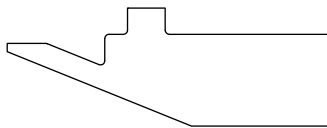
Note:

Handing is determined by the location of the operating panel as viewed from the exterior.

A left hand unit uses a left plug on the sill and a right plug on the head.

A right hand unit uses a right plug on the sill and a left plug on the head.

To replace, order one of each.



L



Order No.

Left

Right

9046370

9046371

Glazing Beads

Glazing Bead



Note:

Replacement glazing beads are made to order.

To order, state:

1. Description of part (Glazing Bead)
2. Unit size and handing
3. Orientation of replacement part (top, bottom, left or right). Each piece must be ordered separately
4. Product ID (from product label, see [Service Guide 9051877](#))
5. Manufactured date

Panel Parts

Plug - Operating / Roller Hole (2009 to March 2010)

Note:


Used on units manufactured prior to March 15, 2010.

		Order No.
		9046351

Plug - Operating / Roller Hole (March 2010 to Present)

Note:

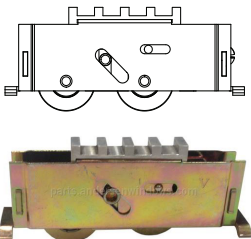
Used on units manufactured after March 15, 2010.

		Color	Order No.
		White	9014683
		Terratone	9014685
		Sandtone	9014684
		Cocoa Bean	9178498
		Dark Bronze	9178501
		Black	9129935

Roller Assembly (2009 to March 2010)

Note:

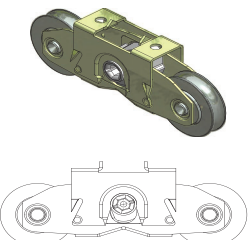
Used on units manufactured prior to March 15, 2010.

		Order No.
		9046350

Roller Assembly (March 2010 to Present)

Note:


Used on units manufactured after March 15, 2010.


		Order No.
		1997061


100 Series Gliding Doors (2009 to Present)

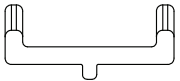
2-Panel

Panel Parts

Weatherstrip - Interlock			
Note: 3/8" height. Eight feet.			
		Order No.	
			9130397

Weatherstrip - Stationary Panel			
Note: Applied to the side jamb of the stationary door panel. Eight feet.			
		Order No.	
			9130395

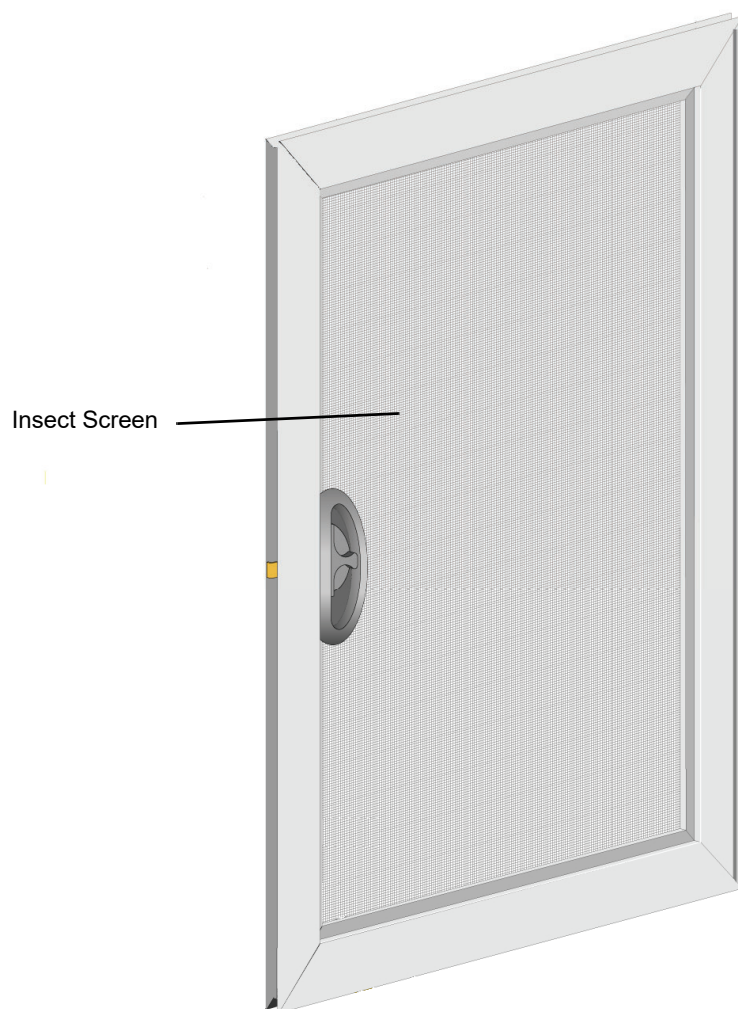
Jamb Clip - Stationary Panel / Side			
		Quantity	Order No.
		one clip	9046352

Jamb Clip - Stationary Panel / Head and Sill			
		Quantity	Order No.
		one clip	9046353

Screw - Stationary Panel Bracket			
	Description	Color	Order No.
	#8-15 x 1" PH Flat Head, Zinc Chromate - Painted Head	White	2500702
		Terratone	2653862
		Sandtone	9130524
		Cocoa Bean	9130523
		Gray	2500704
		Dark Bronze	9130522
		Black	9130530

Insect Screens

Insect Screens



100 Series Gliding Door Insect Screen


Unit viewed from interior.


100 Series Gliding Doors (2009 to Present)


2-Panel

Insect Screens

Insect Screen - Gliding			
Note: Replacement screen ships with rollers and hardware and are handed as the unit is handed. Available in White, Terratone, Sandtone, Cocoa Bean, Dark Bronze and Black. Replacement screen for standard and custom-sized doors are configured.			
To order, state: 1. Warranty label ID # (see warranty label page 5) 2. Manufacturing date and product description	Size	Dimensions	Order No.
	5068	29 ¹ / ₈ × 77 ³ / ₈	Configured
	50611	29 ¹ / ₈ × 80 ³ / ₈	Configured
	5080	29 ¹ / ₈ × 93 ³ / ₈	Configured
	6068	35 ¹ / ₈ × 77 ³ / ₈	Configured
	60611	35 ¹ / ₈ × 80 ³ / ₈	Configured
	6080	35 ¹ / ₈ × 93 ³ / ₈	Configured
	8068	47 ¹ / ₈ × 77 ³ / ₈	Configured
	80611	47 ¹ / ₈ × 80 ³ / ₈	Configured
	8080	47 ¹ / ₈ × 93 ³ / ₈	Configured

Insect Screen Handle		
		Order No.
		9046367

Insect Screen Roller		
Note: Two rollers used on top rail and two rollers used on bottom rail.		
		Order No.
		9130559

Insect Screen Hardware Pack		
Pack includes: 2 screen guides, 2 screws, and screen lock receiver.		
		Order No.
		9046368


Hardware

Trim Set Hardware

Trim Set - Tulsa

Note:

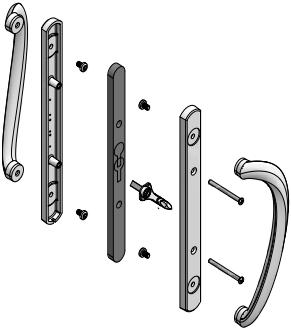

Includes exterior handle, interior handle, lock lever, deadlock, plug, screws and guide. See [Accessory Guide 9020084](#).

	Exterior Color/Finish	Interior Color/Finish			
		White	Sandtone	Dark Bronze	Black
	White	9130469	9130480	-	-
	Terratone	9130474	9130485	-	-
	Sandtone	9130473	9130484	-	-
	Cocoa Bean	9130471	9130482	-	-
	Dark Bronze	9130472	9130483	9144654	-
	Black	9130470	9130481	-	9144655
	Gold Dust	9130475	N/A	-	-

Trim Set - Afton

Note:

Includes exterior handle, interior handle, lock lever, deadlock, screws and guide. See [Accessory Guide 9117142](#). If upgrading, [panel bumper](#) (5") may be needed.

			Color/Finish	Order No.
			Antique Brass	9130476
			Bright Brass	9130477
			Satin Nickel	9130479
			Black	9130478

100 Series Gliding Doors (2009 to Present)

2-Panel




Hardware

Trim Set Parts

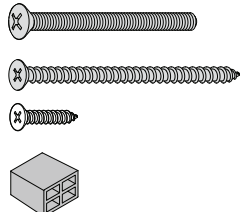
Latch Lever

Note:

Used to activate deadlock.

		Style	Color/Finish	Order No.
		Tulsa	White	9130364
			Sandtone	9130365
			Dark Bronze	9144631
			Black	9144632
		Afton	Antique Brass	9130368
			Bright Brass	9130367
			Black	9130366
			Satin Nickel	9130369

Screw Pack

	Pack Includes: 2 - #8 x 2 1/4" bolts 1 - #10 x 3" screw 2 - #10 x 1" flat head screw 1 - plug	Style	Color/Finish	Order No.
		Tulsa	White	9130358
			Sandtone	9130359
			Dark Bronze	9144629
			Black	9144630
		Afton	Antique Brass	9130362
			Bright Brass	9130361
			Black	9130360
			Satin Nickel	9130363

Hardware

Lock Parts

Lock Assembly - Exterior Keyed

Note:

5-pin lock ships with key. Silver finish on exterior face of cylinder. Not compatible with Afton handle sets.

See [Accessory Guide 9020085](#).

		Order No.
		9130507

Lock Assembly - Exterior Keyed Alike


Note:

5-pin lock ships with key. Silver finish on exterior face of cylinder. Not compatible with Afton handle sets.

See [Accessory Guide 9020085](#).

		Order No.
		9175565


Lock Strike

		Order No.
		9046361

Lock Assembly Kit / Replacement

Note:

Includes lock assembly, lift stop, fasteners and [Service Guide 9125890](#).

		Color	Order No.
		White	9131705
		Sandtone	9131706
		Black	9144661

Lock Plug

Note:

Used with exterior handle when exterior keyed lock is not used.

		Order No.
		9130520

100 Series Gliding Doors (2009 to Present)

2-Panel

Hardware

Auxiliary Foot Lock Kit

Note:

Kit includes foot lock, receiver, spacer, double sided tape, and screws. See [Accessory Guide 9032045](#).

	Color		Order No.
	White		9130508
	Sandtone		9130509
	Black		9144656

Hardware

Fasteners

Screw - Installation

Note:

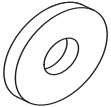
Use for installation of casement, awning and fixed products.

	Description	Color	Order No.
	#8 x 3-1/2" Bugle Head, Coarse thread	White	9179707
		Sandtone	9179708
		Dark Bronze	9179709
		Black	9179710

Screw - Lock and Receiver

	Description	Order No.
	#10-15 x 1" PH Flat Head, Zinc Yellow Chromate	1361961

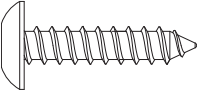
Washer

	Note: Use washer with sill screws.	Order No.
		9123430

Screw - Security Bracket

Note:

Use to secure security bracket on head and sill and metal stiffeners on stile of panel

	Description	Order No.
	#8-15 x 3/4" PH, TH Type-A Tapping	9130527

Screw - Jamb/Sill Clip

Note:

Use to secure jamb and sill clip.

	Description	Order No.
	#8-15 x 1" PH FL Stl Type 17	3621530

Screw - Stationary Panel Bracket

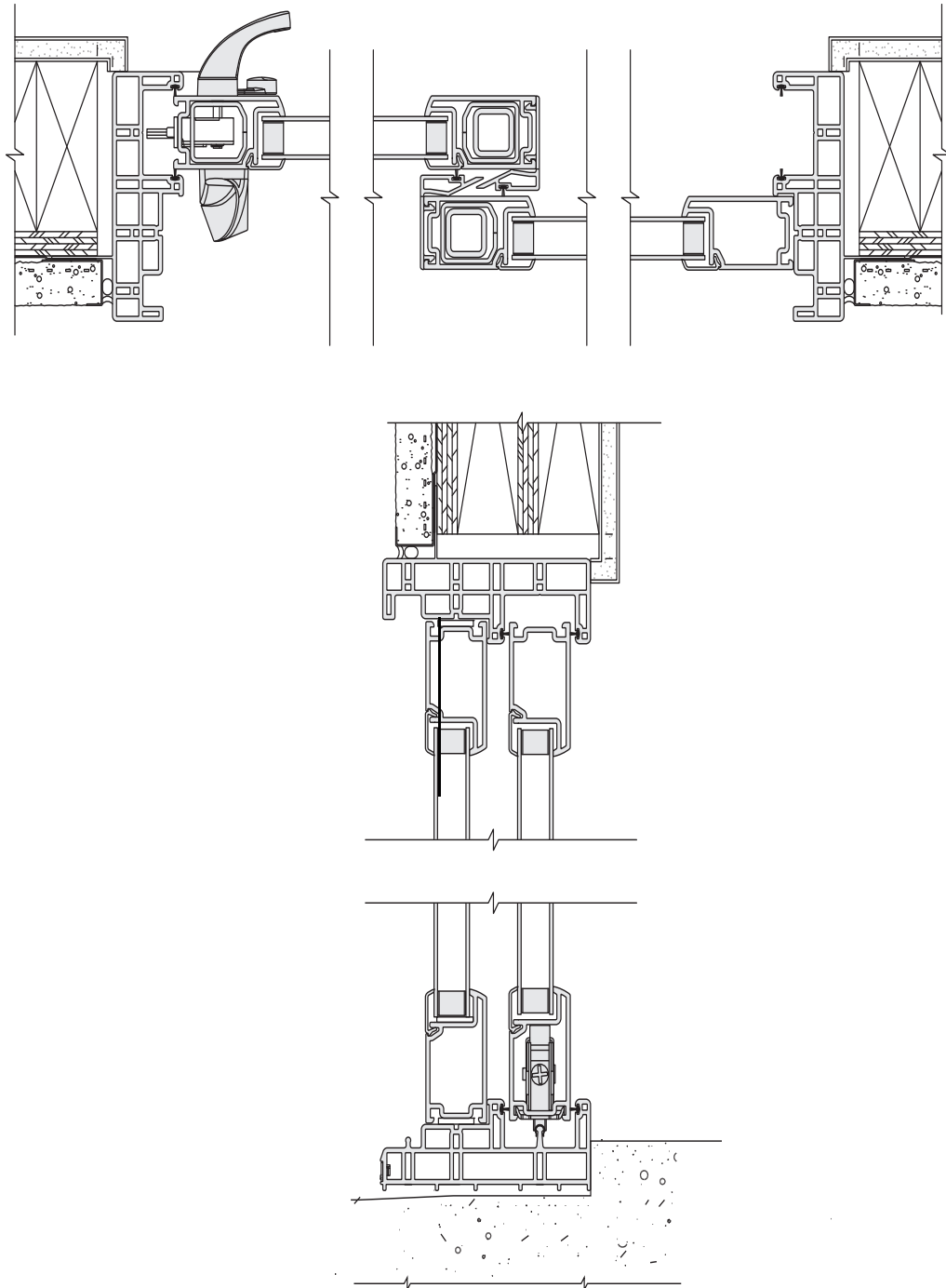
	Description	Color	Order No.
	#8-15 x 1" PH Flat Head, Zinc Chromate - Painted Head	White	2500702
		Terratone	2653862
		Sandtone	9130524
		Cocoa Bean	9130523
		Gray	2500704
		Dark Bronze	9130522
		Black	9130530

Frames

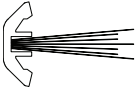
Frame Assembly

Note:

See [Product Details](#).



100 Series Gliding Doors Frame Assembly

Weatherstrip		
Weatherstrip- Frame		
Note: 1/4" height. Eight feet.		
		Order No.
		9130396

100 Series Gliding Doors (2009 to Present)

2-Panel

Frames

Frame Parts and Hardware

Frame Only

Note:

Replacement frames for standard and custom-sized doors are made to order.

Exterior color options:

White, Sandtone, Terratone, Cocoa Bean, Dark Bronze, Black

Interior finish options:

White, Sandtone, Dark Bronze, Black


To order, state:

1. Warranty label ID # (see warranty label [page 5](#))
2. Manufacturing date and product description
3. Door Handing (RH, LH, Sidelight)
4. Specify 1 3/8", 1" or no flange frame type
5. Options Desired (if different than original product)

Stationary Panel Bracket

Note:


Apply to panel at head and sill.

		Color	Order No.
		White	9046354
		Terratone	9046355
		Sandtone	9046356
		Cocoa Bean	9046357
		Gray	9046358
		Dark Bronze	9046359
		Black	9130410

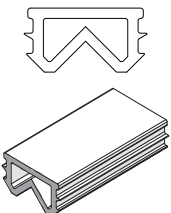
Security Bracket

Note:

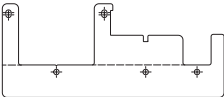
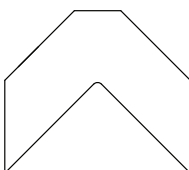

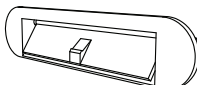

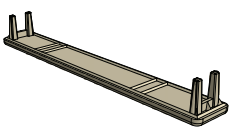
Apply to head and sill.

		Order No.
		9046362

Panel Bumper

		Style	Size	Color	Order No.
		Tulsa	3 1/2"	White	9046363
				Sandtone	9130411
				Black	9144583
		Afton	5"	White	9130413
				Sandtone	9130412
				Black	9144647

Frames

Gasket - Sill (Pair)				
			Order No.	
			9046373	
Corner Flange				
			Order No.	
			9046374	
Roller Track				
			Unit No.	Order No.
			50	9046364
			60	9046365
			80	9046366
Weep Hole Cover				
			Order No.	
			9043313	
Screw - Frame				
	Description		Order No.	
	#8-15 x 2 3/4" PH Truss Head, 410 SS Bright Hard 1 1/2" Threaded, 38" Blunt Tip		9130531	
Construction Cover - Sill				
Note: 4' in length.				
		Size	Color	Order No.
		4'	White	9130385
End Cap - Sill				
			Order No.	
			9130551	
Screw - End Cap - Sill				
	Description		Order No.	
	#8-15 x 2 3/4" PH Truss Head, 410 SS Bright Hard 1 1/2" Threaded,		9130531	

100 Series Gliding Doors (2009 to Present)

2-Panel

Frames

Installation Kit

Installation Kit - Door 72 x 83

Note:

Used for rectangular openings up to 72" x 83".



Kit Includes:

(1) Backer Rod - 20 ft.
(64) Shims
(54) Fasteners - 1 1/2" Roofing nails
(1) Self-Adhering Flashing Tape - 22 ft.
(1) Flexible Sill Flashing Tape - 7 ft.
(1) Insulating Foam - 12 oz. can
(3) Sealant - 10.1 oz. tube
Installation Guide

**Product
Lines**

Order No.

Multiple

9080774

Joining Components

Joining Components

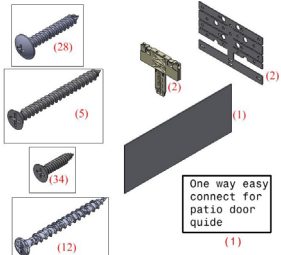
Note:

Hardware Kits are configured through iQ+. See [Joining Guide 9199661](#).

Door Mull Hardware Pack (July 2023 - Present)

Note:

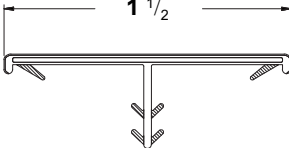
Hardware pack color to match **interior** color. One per join. See [Joining Guide 9199661](#).

	Pack Includes:	Color	Order No.
	(2) Gusset plates	White	9199662
	(1) Gusset plate gasket	Sandtone	9202596
	(2) Locking/sealing end plug	Dark Bronze	9202595
	(34) #8 x 3/4" flat head screw	Black	9202594
	(28) #10 x 1 1/4" truss head screw		
	(5) #10 x 2" flat head screw		
	(12) #10 x 2" bugle head screw		
	(1) Joining Guide 9199661		

Exterior / Interior Trim (November 2020 - Present)

Note:

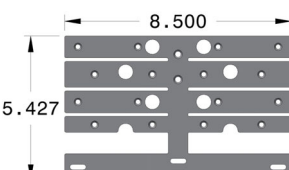
See [page 40](#) for previous vintage. Two (exterior and interior) per join.

	Color	60"	72"	96"
	White	9178715	9178716	9178717
	Terratone	-	-	9178729
	Sandtone	-	-	9178719
	Dark Bronze	9178725	9178726	9178727
	Black	9178721	9178722	9178723

Gusset Plate (July 2023 - Present)

Note:

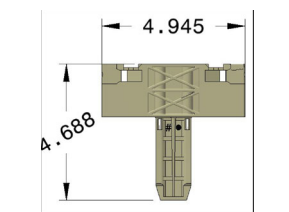
Use on horizontal joins and vertical joins at each end. Two per join.

	Order No.
	9199666

Locking / End Plug (July 2023 - Present)

Note:



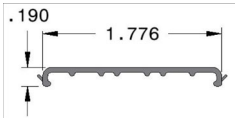
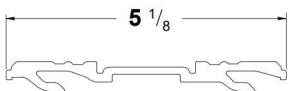
Used on both ends of join to lock joining plate and provide a seal. Two per join.

	Order No.
	9199663

100 Series Gliding Doors (2009 to Present)

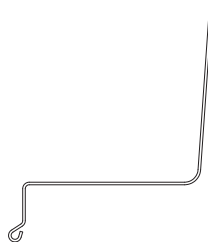
2-Panel

Joining Components

Sealant			
		Color	Order No.
		White	9105774
		Terratone	9160294
		Sandtone	9160293
		Dark Bronze	9160292
		Black	9160295
Gusset Plate Gasket			
Note: Used on vertical mull gusset plate and is applied to sill. One per join.			
		Order No.	
		9130439	
Spacer <i>(July 2023 - Present)</i>			
Note: Used as a backer on joining plate when fastening screws. Two per join.			
		Length	Order No.
		91"	9199664
Joining Plate - Fiberglass <i>(July 2023 - Present)</i>			
Note: Structural mull component of the reinforced mull system that joins two units together. Two per join.			
		Length	Order No.
		94 1/2"	9178731

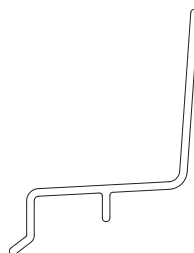
Joining Components

Universal Drip Cap



Color	72"	95 1/2"	120"	151"
	Order No.	Order No.	Order No.	Order No.
White	2222525	3884233	2222546	2222555
Terratone	2222528	3884234	2222549	2222557
Sandtone	2222530	3884235	2222551	2222559
Cocoa Bean	9003118	9003087	9003128	9003132
Dark Bronze	9020502	9103993	9020504	9020506
Black	9003561	9125949	9003569	9003577

Universal Drip Cap / 1" Stucco Key Frame



Color	72"	95 1/2"	120"	151"
	Order No.	Order No.	Order No.	Order No.
White	9130416	9130417	9130414	9130415
Terratone	9130436	9130437	9130434	9130435
Sandtone	9130432	9130433	9130430	9130431
Cocoa Bean	N/A	N/A	N/A	9130423
Dark Bronze	9130428	9130429	9130426	9130427
Black	9130420	9130421	9130418	9130419

100 Series Gliding Doors (2009 to Present)

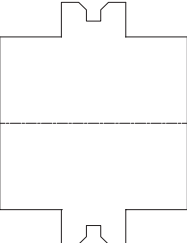
2-Panel

Joining Components

Screw - Joining					
Note: Used to fasten the frame to joining plate through the installation hole.					
	Description	Order No.			
		White	Sandtone	Dark Bronze	Black
	#8 x 2" Bugle Head HD	9123374	9123375	9144613	9144614

Screw - Joining (July 2023 - Present)		
Note: Used to fasten joining plate through frame.		
	Description	Order No.
	#10 x 1 1/4" Truss Head HD	9169665

Screw - Joining (July 2023 - Present)		
Note: Used to fasten the gusset plate to the locking plug.		
	Description	Order No.
	#10 x 2" Flat Head	3621400

Gasket - Nailing Flange (July 2023 - Present)		
Note: Used to create a continuous installation flange across mulled units.		
		Order No.
		9198343

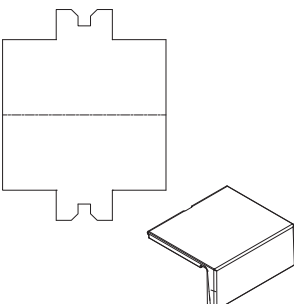
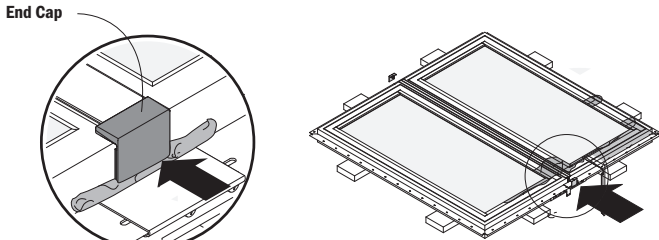
Screw - Joining (July 2023 - Present)		
Note: Used to fasten the gusset plate to the frame.		
	Description	Order No.
	#8 x 3/4" Flat Head	9199428

Joining Components

End Cap Kit (July 2023 - Present)

Note:

Kit includes 2 end caps & 2 flange gaskets. Use for end sealing mull joins.

		Color	Order No.
		White	9180195
		Terratone	9180199
		Sandtone	9180198
		Dark Bronze	9180197
		Black	9180196

End Cap Kit - Stucco Key (July 2023 - Present)

Note:

Kit includes 2 end caps & 2 flange gaskets. Use for end sealing mull joins.

		Color	Order No.
		White	9186537
		Terratone	9186541
		Sandtone	9186540
		Dark Bronze	9186539
		Black	9186538

End Cap (July 2023 - Present)

Note:

Used on 1 ³/₈" standard and flangeless frames.

		Color	Order No.
		White	9178738
		Terratone	9178742
		Sandtone	9178739
		Dark Bronze	9178741
		Black	9178740

End Cap - Stucco Key (July 2023 - Present)

Note:

Used on 1" stucco frame.

		Color	Order No.
		White	9185998
		Terratone	9186002
		Sandtone	9185999
		Dark Bronze	9186001
		Black	9186000

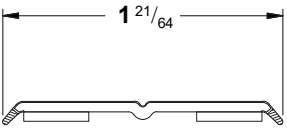
100 Series Gliding Doors (2009 to Present)

2-Panel

Joining Components

Vintage Joining Components (2008 to October 2020)

Mull Trim with VHB Strip Applied - Interior and Exterior / 96" (2008 to October 2020)

		Color	Order No.
		White	9130553
		Terratone	9130558
		Sandtone	9130557
		Cocoa Bean	9130555
		Dark Bronze	9130556
		Black	9130554

100 Series Gliding Doors (2009 to Present)

Service Replacement

Service Replacement Only Parts


Service Replacement Only Parts

Note:

This section is specifically designed for parts that should only be ordered if a Field Service Manager/Service Provider has requested them to be ordered or if the customer agrees to also pay for a non-warranty repair/replace service job (subject to availability) for these parts to be installed. We do not recommend anyone other than a trained AW employee or Service Provider install these parts due to the complexity of installation, modifications required for installation and/or requirement of special tools.


Weatherstrip

Weatherstrip - Tri Fin


		Length	Order No.
		8'	9130399
		50'	9130398

Spacer

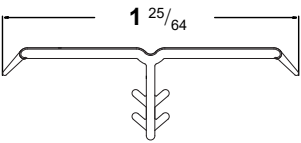
Setting Block


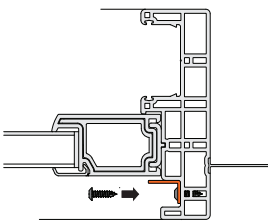
		Dimensions	Order No.
		1/8" x 7/8" x 3"	9046289
		1/16" x 7/8" x 2 1/4"	9123258
		1/8" x 1" x 4"	9047443

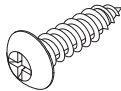
Mull Plug - Foam

		Order No.
		9130521

Service Replacement Only Parts

Trim			
Interior/Exterior Trim - 96" Piece (2012 - July 2019)			
Note: Used June 2012 to July 2019.			
		Color	Order No.
		White	9123400
		Terratone	9123415
		Sandtone	9123412
		Cocoa Bean	9123406
		Dark Bronze	9123409
		Black	9123403

Aluminum Trim - Stationary Panel Exterior Reveal				
Note: To be used on all door sizes. See Service Procedure .				
		Size	Color	Order No.
		93 1/2"	White	9183971
			Terratone	9183973
			Sandtone	9183972
			Dark Bronze	9183974
			Black	9183975

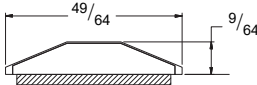
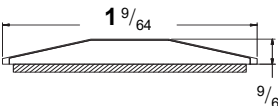
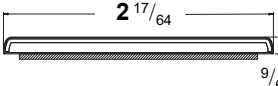
Screw - Panel Trim			
Note: Used to secure panel trim.			
	Description	Color	Order No.
	#8-15 x 5/8" Cross recess #2 Truss Hd. Type 17 Painted	White	9183966
		Terratone	9183968
		Sandtone	9183967
		Dark Bronze	9183969
		Black	9183970

Glazing Bead			
Glazing Bead / 8'			
Note: 96" lineal length.			
		Color	Order No.
		White	9130404
		Terratone	9130409
		Sandtone	9130408
		Cocoa Bean	9130406
		Dark Bronze	9130407
		Black	9130405

100 Series Gliding Doors (2009 to Present)

Service Replacement

Service Replacement Only Parts

Grille / Vinyl				
Exterior/Interior Grille with tape / Vinyl / 3/4" W				
Note: 3/4" wide.				
		Color	72"	108"
		White	9178882	9173962
		Terratone	9178884	9173964
		Sandtone	9178883	9173963
		Cocoa Bean	9178885	9173965
		Dark Bronze	9178886	9173966
		Black	9178887	9173967
Exterior/Interior Grille with tape / Vinyl / 1" W				
Note: 1" wide.				
		Color	72"	108"
		White	9178888	9173968
		Terratone	9178890	9173970
		Sandtone	9178889	9173969
		Cocoa Bean	9178891	9173971
		Dark Bronze	9178892	9173972
		Black	9178893	9173973
Exterior/Interior Grille with tape / Vinyl / 2 1/4" W				
Note: 2 1/4" wide.				
		Color	72"	108"
		White	9178899	9173979
		Terratone	9178894	9173974
		Sandtone	9178895	9173975
		Cocoa Bean	9178897	9173977
		Dark Bronze	9178896	9173976
		Black	9178898	9173978

Service Replacement Only Parts
