

What's in This Section

2-Panel, 4-Panel, and Stationary	Page 3
Parts Illustration	3
Parts Illustration - Interior View	3
Parts Illustration - Exterior View	4
Parts Illustration - 2-Panel	5
Colors - Exterior	6
Colors/Species/Finishes - Interior	7
Unit Sizes	9
Standard and Custom Door Sizes	9
E-Series Product Label	9
Unit Size Chart - Contemporary	10
Unit Size Chart - French	12
Panels - Operating	14
Operating Panel Graphic	14
Operating Panel Size Table	15
Operating Panel Options	17
Panel Parts - Operating	18
Astragal with Screws - 4 Panel	20
Panels - Stationary/Sidelight	21
Stationary Panel Graphic	21
Stationary Panel Size Table	22
Sidelight Panel Size Table	24
Stationary/Sidelight Panel Options	26
Panel Parts - Stationary	27
Shared Panel Parts	28
Glass Stops	28
Blinds Between the Glass Components	29
Glass	31
Glass	31
Glass Stops	32
Glass Parts	33
Interlock Weatherstrip	34
Interlock	34
Weatherstrip	34
Interlock Parts	34
Insect Screens	36
Insect Screen Graphic - Top Hung Gliding	36

Top Hung Insect Screen Hardware - 2-Panel	37
Insect Screen Graphic - Concealed (Retractable)	39
Grilles	40
Grille Options	40
Interior Grille Parts	41
Hardware	42
Hardware - Tribeca®	42
Hardware - Anvers®	45
Hardware - Newbury®	48
Hardware - Covington™	52
Hardware - Whitmore®	55
Hardware - Encino®	58
Hardware - Yuma®	61
Hardware - Albany	64
Andersen® Shared Trim Set Parts	67
Andersen® Lock Parts	68
Lock / Keeper - Multi-Point	70
Fasteners	71
Frames	72
Frame Assembly Graphic	72
Frame Only	73
Stops	74
Weatherstrip	76
Sills	77
Filler / Block	77
Frame Parts	78

E-Series Gliding Patio Doors (October 2016 to Present)

2-Panel, 4-Panel, and Stationary

Parts Illustration

Parts Illustration - Interior View

Note:
SP1 panel type shown. See additional [panel types](#).



Manufactured 2016 to Present

E-Series Gliding Door Parts - 2-Panel

Parts Illustration

Parts Illustration - Exterior View

Note:
SP1 panel type shown. See additional [panel types](#) (p.146).

[Operating Panel](#)

[Stationary Panel](#)

[Hardware Trim Set](#)

[Sill](#)

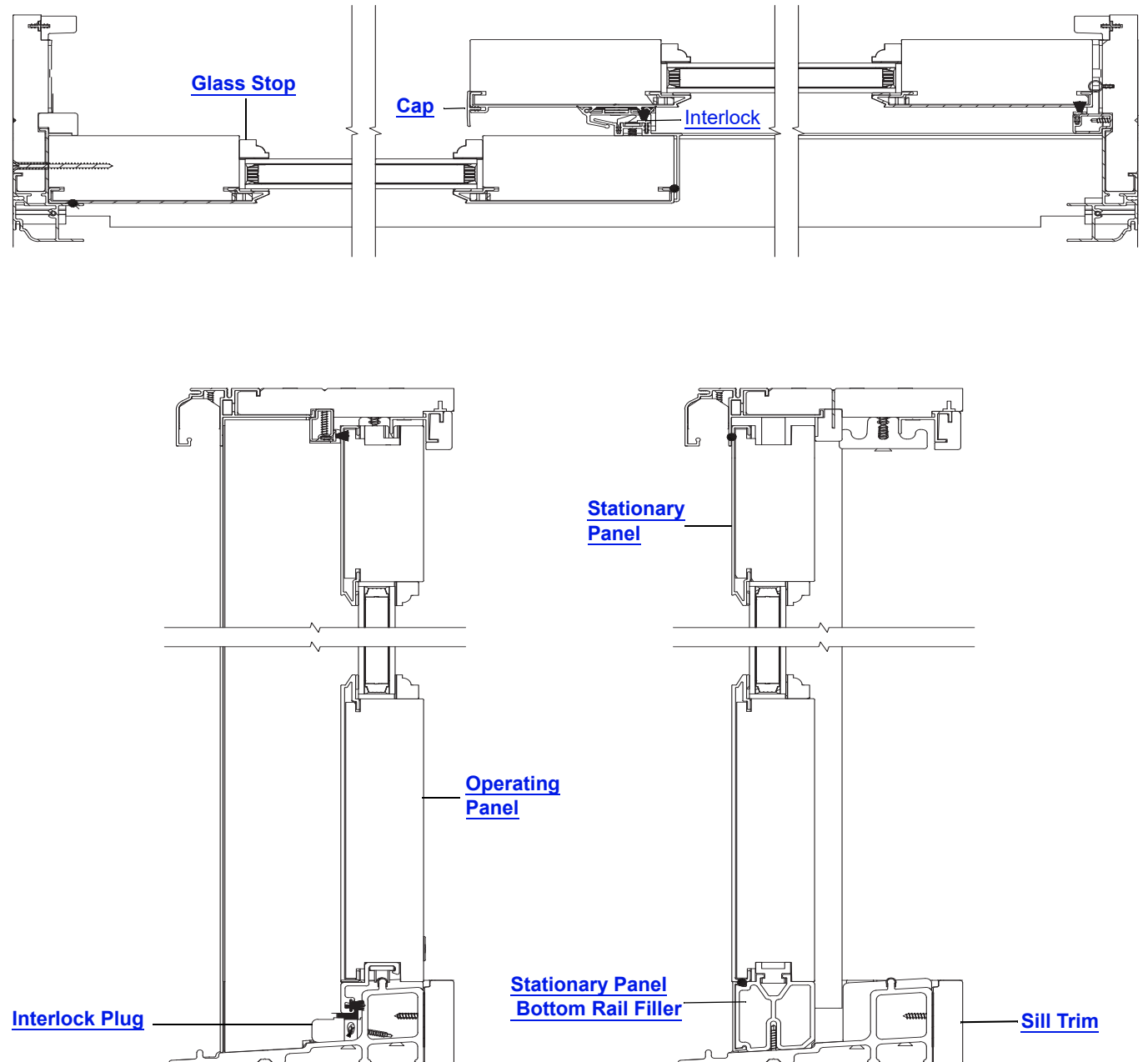
[Stationary Panel Bottom Rail Filler](#)

Manufactured xxxx to Present

E-Series Gliding Door Parts - 2-Panel

Parts Illustration - 2-Panel**Note:**

Illustration shows SR door. See [additional configurations](#).



E-Series Gliding Door Unit Parts - 2-Panel

Parts Illustration

Colors - Exterior

Note:

(*) Anodized Finishes

						
			Colony White	White	Abalone	Balsa White
						
			Canvas	Maple Syrup	Harvest Gold	Prairie Grass
						
Flagstone	Sandtone	Pebble Tan	Carmel	Terratone	Hot Chocolate	Bourbon
						
Acorn	Coffee Bean	Cocoa Bean	Sierra Bronze	Dark Bronze	Clay Canyon	Red Rock
						
Cardinal	Bing Cherry	Fire Engine Red	Cinnamon Toast	Olive	Sage	Billiard Green
						
Moss	Forest Green	Mallard Green	Spearmint	Aquamarine	Patina	Sky Blue
						
Country Blue	Blue Denim	Watercolor Blue	Caribbean Blue	Slate	Moody Blue	Stormy Blue
						
Dove Gray	Harbor Mist	Yorktown Pewter	Smokey Gray	Mystic Gray	Dark Ash	Black
						
Light Bronze*	Champagne*	Clear Anodized*	Black	Dark Bronze*	Copper*	Medium Bronze*

Colors/Species/Finishes - Interior

Note:

* Actual wood is sapele, a non-endangered species of mahogany, grown in Africa, with color and characteristics similar to American mahoganies.

** Painted interiors are available on pine and maple only. † Anodized Silver is available on maple only.

Parts Illustration

Colors/Species/Finishes - Interior

Species Interior Options




Pine

Mixed Grain
Douglas Fir

Oak



Maple



Walnut



Alder



Hickory



Mahogany †

Vertical Grain
Douglas Fir

Cherry



White Oak

Stained Interior Options



Clear Coat



Wheat



Autumn Oak



Golden Hickory



Honey




Cinnamon



Russet




Mocha



Espresso


Painted Interior Options




White



Birch Bark



Primed



Canvas



Sandtone



Terratone



Forest Green



Dark Bronze



Dove Gray



Prairie Grass



Red Rock



Cocoa Bean



Black



Anodized Silver †

Painted interior options are available on pine and maple.

Standard and Custom Door Sizes

Note:

E-Series Gliding Doors are available in standard sizes (see standard size charts, [page 10](#)). Replacement parts for some standard doors can be ordered using the numbers listed in this catalog. Many replacement parts for standard doors are made to order.

These items are ordered using the Product ID found on the identification label and a description of the part needed. See [Service Guide 9051877](#).

E-Series Gliding Doors are also available in custom sizes in 1/8" increments between the smallest and the largest standard sizes. Most replacement parts for custom-sized doors are made to order and can be ordered with the Product ID found on the identification label and a description of the part needed. See [Service Guide 9051877](#).

E-Series Product Label

Note:

Every E-Series Gliding Door will have an identification label or glass etching containing a unique Product ID. The Product ID on E-Series Gliding Doors will be located at the top of the door frame or etched into the glass. See [Service Guide 9051877](#). The Product ID may be up to 14 digits long (excluding hyphens), depending on the age of the unit. Replacement parts will also get their own unique Product ID. When ordering replacement parts, providing the Product ID ensures that replacement parts match the specifications.

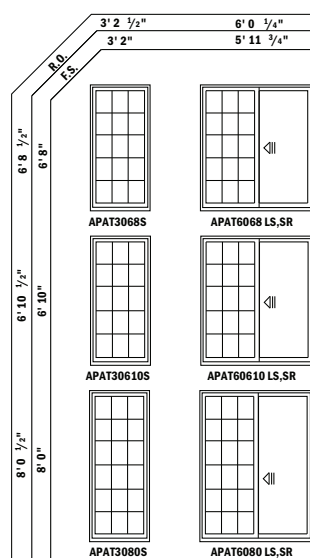
Unit Size Chart - Contemporary

Unit Size Chart - Contemporary - 2-Panel

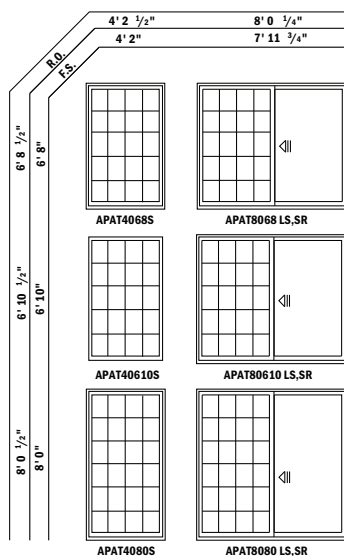
Unit Dimension refers to overall outside-to-outside frame. Numbers in parentheses are metric measurements.

6' 8" $\frac{1}{2}$ "
 6' 8"
 6' 10" $\frac{1}{2}$ "
 6' 10"
 8' 0" $\frac{1}{2}$ "
 8' 0"
 2' 8" $\frac{1}{2}$ "
 2' 8"
 5' 0" $\frac{1}{4}$ "
 4' 11" $\frac{3}{4}$ "
 R.O.
 L.S.

APAT2668S
 APAT5068 LS,SR
 APAT26610S
 APAT50610 LS,SR
 APAT2680S
 APAT5080 LS,SR



The overall rough opening (both width and height) is equal to the overall frame dimensions plus 1/4" on all sides.

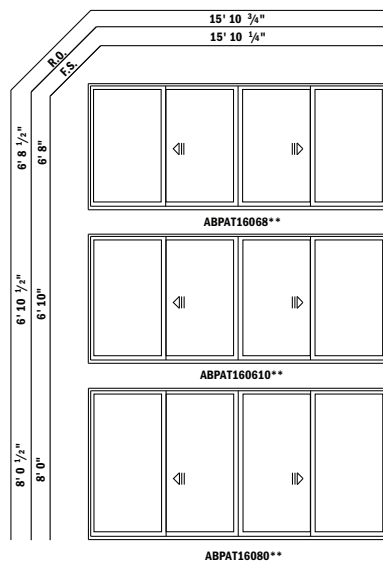
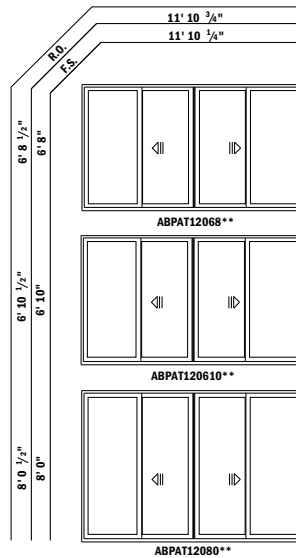
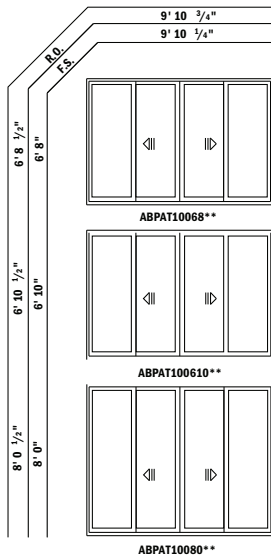


E-Series Gliding Door Sizes

Unit Size Chart - Contemporary - 4-Panel

Note:

Unit Dimension refers to overall outside-to-outside frame. Numbers in parentheses are metric measurements.

4-Panel Gliding Patio Door Sizes**NOTES**

All doors and sidelights use safety/tempered glass. Verify tempered glass requirements with your local building code official.

If glass is positioned within 18" of the finished floor, safety/tempered glass may be required. Local codes may differ.

Astragal is applied to third panel from the left (as viewed from the exterior) on a 4-panel gliding patio door.

**4-panel doors are shipped knocked down and require field assembly because of size and weight.

Use structural joining material when necessary or required by code.

The light patterns illustrated apply to removable interior wood grilles, Full Divided Light, Simulated Divided Light, Decorelle 100, 150 and 400 and Finelight™ Grilles-Between-the-Glass. All removable interior wood grilles will be installed in the units unless otherwise specified. The staggered light patterns illustrated align with light patterns for the gliding door. Other light patterns are available upon request.

For a metric conversion in millimeters, multiply dimensions in inches by 25.4.

FORMULA FOR COMBINATION DOORS

The overall frame dimension (both width and height) is equal to the sum of the individual unit frame dimensions plus joining material dimension(s).

The overall rough opening (both width and height) is equal to the overall frame dimensions plus 1/4" on all sides.

Manufactured 2016 to Present

E-Series Gliding Door Sizes

Unit Sizes

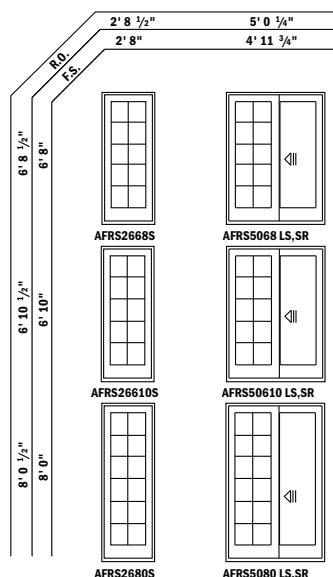
Unit Size Chart - French

Unit Size Chart - French - 2-Panel

Note:

Unit Dimension refers to overall outside-to-outside frame. Numbers in parentheses are metric measurements.

French Gliding Patio Door Sizes



NOTES

All doors and sidelights use safety/tempered glass.

Use structural joining material when necessary or required by code.

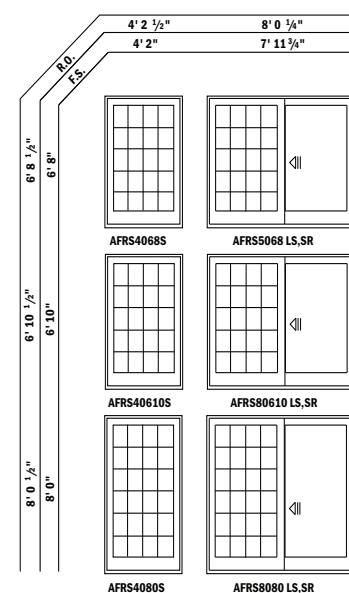
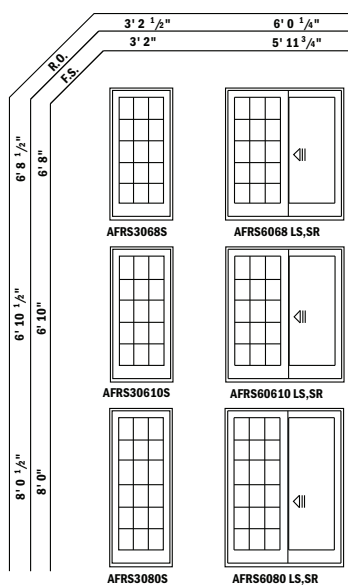
The light patterns illustrated apply to removable interior wood grilles, Full Divided Light, Simulated Divided Light, Decorelle 100, 150 and 400 and Finelight™ Grilles-Between-the-Glass. All removable interior wood grilles will be installed in the units unless otherwise specified.

For a metric conversion in millimeters, multiply dimensions in inches by 25.4.

FORMULA FOR COMBINATION DOORS

The overall frame dimension (both width and height) is equal to the sum of the individual unit frame dimensions plus joining material dimension(s).

The overall rough opening (both width and height) is equal to the overall frame dimensions plus 1/4" on all sides.



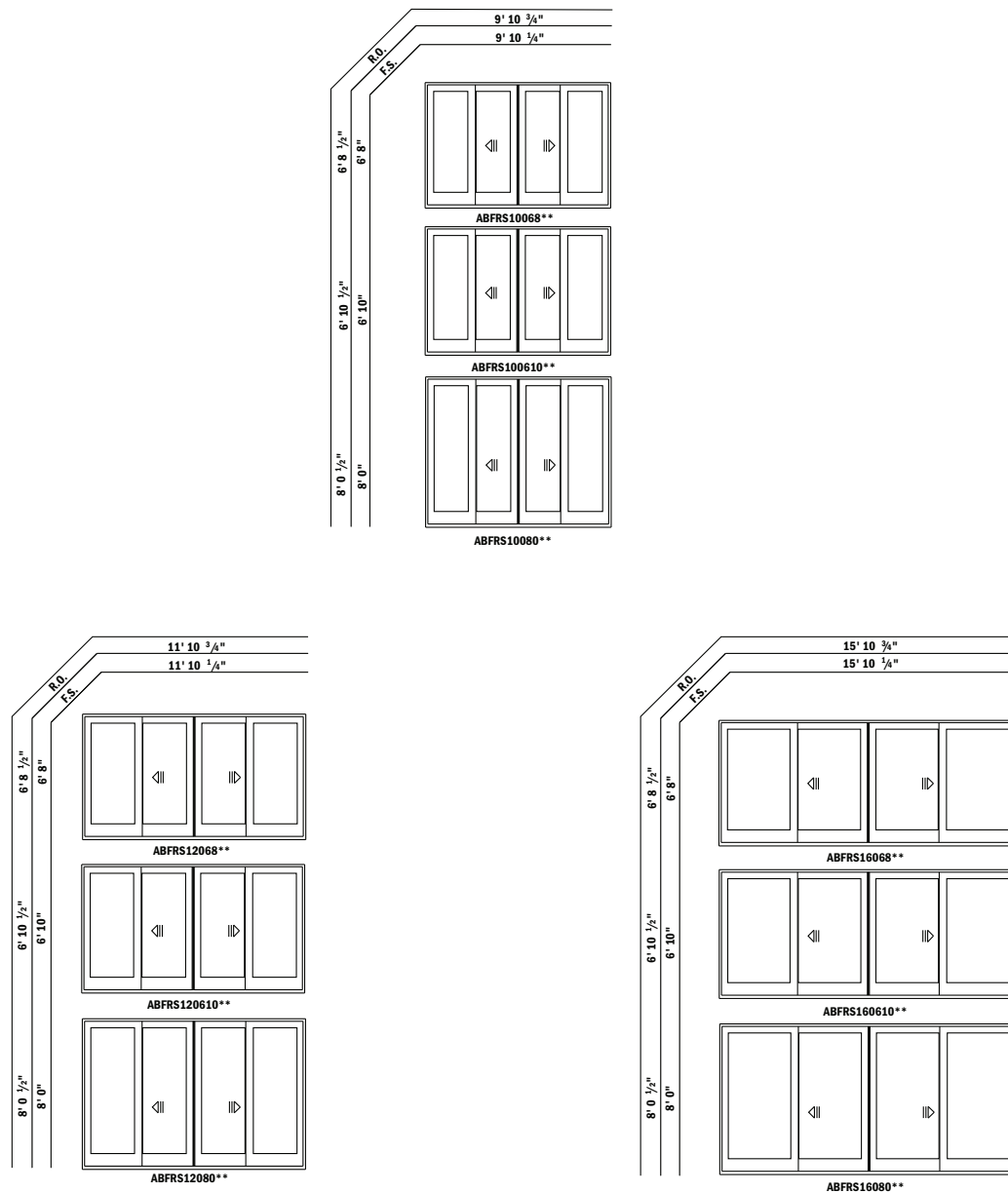
Manufactured 2016 to Present

E-Series Gliding Door Sizes

Unit Size Chart - French - 4-Panel

Note:

Unit Dimension refers to overall outside-to-outside frame. Numbers in parentheses are metric measurements.

4-Panel French Gliding Patio Door Sizes**NOTES**

All doors and sidelights use safety/tempered glass.

Astragal is applied to third panel from the left (as viewed from the exterior) on a 4-panel French gliding patio door.

** 4-panel doors are shipped knocked down and require field assembly because of size and weight.

Manufactured 2016 to Present

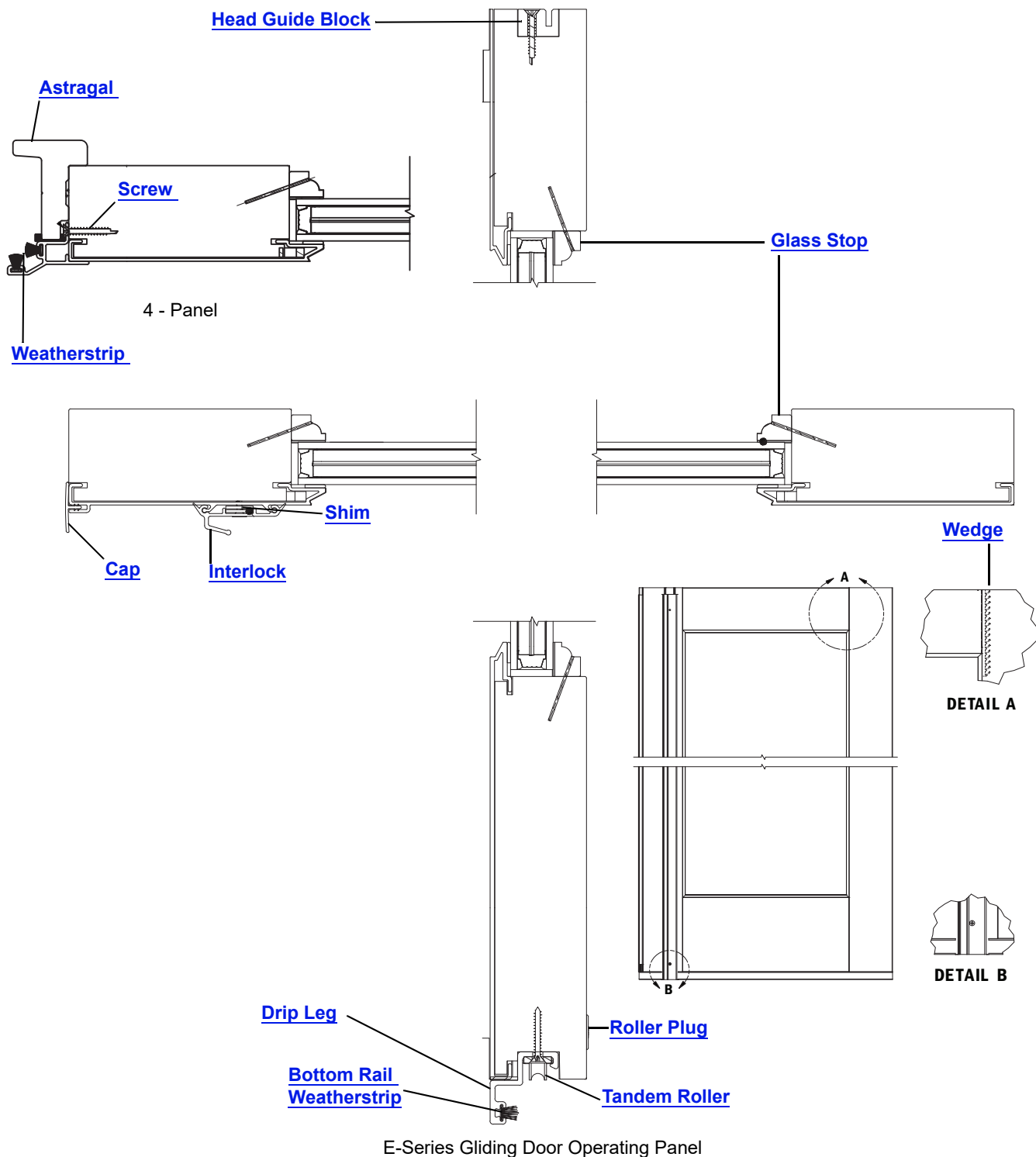
E-Series Gliding Door Sizes

Panels - Operating

Operating Panel Graphic

Note:

French style (SP1) panel shown. See additional [panel styles](#). Some components shown may use current replacement parts.



Operating Panel Size Table

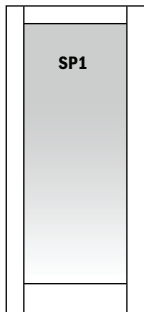
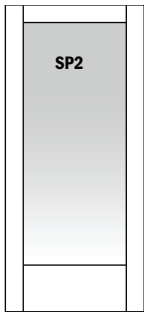
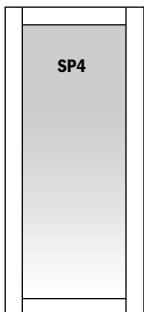
Note:

Operating Panel is measured outside edge to outside edge of frame.


Unobstructed Glass is dimension from outside edge to outside edge of visible glass only.

Actual Glass is dimension of outside edge to outside edge of glass, including glass that is not visible.

French

Type	Panel	SP1	Operating Panel (w x h)	Unobstructed Glass (w x h)	Actual Glass (w x h)
F R E N C H	AFRS2668		31 3/16" x 76 7/8"	21 13/16" x 64 3/16"	22 13/16" x 65 3/16"
	AFRS26610		31 3/16" x 78 7/8"	21 13/16" x 66 3/16"	22 13/16" x 67 3/16"
	AFRS2680		31 3/16" x 92 7/8"	21 13/16" x 80 3/16"	22 13/16" x 81 3/16"
	AFRS3068		37 3/16" x 76 7/8"	27 13/16" x 64 3/16"	28 13/16" x 65 3/16"
	AFRS30610		37 3/16" x 78 7/8"	27 13/16" x 66 3/16"	28 13/16" x 67 3/16"
	AFRS3080		37 3/16" x 92 7/8"	27 13/16" x 80 3/16"	28 13/16" x 81 3/16"
	AFRS4068		49 3/16" x 76 7/8"	30 13/16" x 64 3/16"	40 13/16" x 65 3/16"
	AFRS40610		49 3/16" x 78 7/8"	30 13/16" x 66 3/16"	40 13/16" x 67 3/16"
	AFRS4080		49 3/16" x 92 7/8"	30 13/16" x 80 3/16"	40 13/16" x 81 3/16"
		4 11/16" stiles, 4 11/16" top rail & 8" bottom rail			
	Panel	SP2	Operating Panel (w x h)	Unobstructed Glass (w x h)	Actual Glass (w x h)
	AFRS2668		31 3/16" x 76 7/8"	21 13/16" x 60 3/16"	22 13/16" x 61 3/16"
	AFRS26610		31 3/16" x 78 7/8"	21 13/16" x 62 3/16"	22 13/16" x 63 3/16"
	AFRS2680		31 3/16" x 92 7/8"	21 13/16" x 76 3/16"	22 13/16" x 77 3/16"
	AFRS3068		37 3/16" x 76 7/8"	27 13/16" x 60 3/16"	28 13/16" x 61 3/16"
	AFRS30610		37 3/16" x 78 7/8"	27 13/16" x 62 3/16"	28 13/16" x 63 3/16"
	AFRS3080		37 3/16" x 92 7/8"	27 13/16" x 76 3/16"	28 13/16" x 77 3/16"
	AFRS4068		49 3/16" x 76 7/8"	30 13/16" x 60 3/16"	40 13/16" x 61 3/16"
	AFRS40610		49 3/16" x 78 7/8"	30 13/16" x 62 3/16"	40 13/16" x 63 3/16"
	AFRS4080		49 3/16" x 92 7/8"	30 13/16" x 76 3/16"	40 13/16" x 77 3/16"
		4 11/16" stiles, 4 11/16" top rail & 12" bottom rail			
	Panel	SP4	Operating Panel (w x h)	Unobstructed Glass (w x h)	Actual Glass (w x h)
	AFRS2668		30 3/8" x 76 7/8"	21 13/16" x 67 1/2"	22 13/16" x 68 1/2"
	AFRS26610		30 3/8" x 78 7/8"	21 13/16" x 69 1/2"	22 13/16" x 70 1/2"
	AFRS2680		30 3/8" x 92 7/8"	21 13/16" x 83 1/2"	22 13/16" x 84 1/2"
	AFRS3068		36 3/8" x 76 7/8"	27 13/16" x 67 1/2"	27 13/16" x 68 1/2"
	AFRS30610		36 3/8" x 78 7/8"	27 13/16" x 69 1/2"	27 13/16" x 70 1/2"
	AFRS3080		36 3/8" x 92 7/8"	27 13/16" x 83 1/2"	27 13/16" x 84 1/2"
	AFRS4068		48 3/8" x 76 7/8"	39 13/16" x 67 1/2"	39 13/16" x 68 1/2"
	AFRS40610		48 3/8" x 78 7/8"	39 13/16" x 69 1/2"	39 13/16" x 70 1/2"
	AFRS4080		48 3/8" x 92 7/8"	39 13/16" x 83 1/2"	39 13/16" x 84 1/2"
		4 11/16" stiles & rails			

Panels - Operating

Contemporary					
Type	Panel	SP3	Operating Panel (w x h)	Unobstructed Glass (w x h)	Actual Glass (w x h)
C O N T E M P O R A R Y	APAT2668		30 3/8 ´ 76 7/8	24 7/8 ´ 71 3/8	25 7/8 ´ 72 3/8
	APAT26610		30 3/8 ´ 78 7/8	24 7/8 ´ 73 3/8	25 7/8 ´ 74 3/8
	APAT2680		30 3/8 ´ 92 7/8	24 7/8 ´ 87 3/8	25 7/8 ´ 88 3/8
	APAT3068		36 3/8 ´ 76 7/8	30 7/8 ´ 71 3/8	31 7/8 ´ 72 3/8
	APAT30610		36 3/8 ´ 78 7/8	30 7/8 ´ 73 3/8	31 7/8 ´ 74 3/8
	APAT3080		36 3/8 ´ 92 7/8	30 7/8 ´ 87 3/8	31 7/8 ´ 88 3/8
	APAT4068		48 3/8 ´ 76 7/8	42 7/8 ´ 71 3/8	43 7/8 ´ 72 3/8
	APAT40610		48 3/8 ´ 78 7/8	42 7/8 ´ 73 3/8	43 7/8 ´ 74 3/8
	APAT4080		48 3/8 ´ 92 7/8	42 7/8 ´ 87 3/8	43 7/8 ´ 88 3/8
		2 3/4" stiles & rails			


Panel Usage Chart			
Panel	Operating Panel (w x h)	Used on 2-Panel Unit	Used on 4-Panel Unit
2668	30 3/8 ´ 76 7/8	5068	10068
26610	30 3/8 ´ 78 7/8	50610	100610
2680	30 3/8 ´ 92 7/8	5080	10080
3068	36 3/8 ´ 76 7/8	6068	12068
30610	36 3/8 ´ 78 7/8	60610	120610
3080	36 3/8 ´ 92 7/8	6080	12080
4068	48 3/8 ´ 76 7/8	8068	16068
40610	48 3/8 ´ 78 7/8	80610	160610
4080	48 3/8 ´ 92 7/8	8080	16080

Operating Panel Options

Panel - Operating

Note:

Tempered safety glass is standard on patio doors. Replacement panel for standard and custom-sized doors is configurable in iQ+. Product ID label is located on top edge of operating panel. French/Traditional = AFRS. Contemporary = APAT.



Low-E4® Triple-Pane



Low-E4® Enhanced Triple-Pane



Low-E4® HeatLock™



Low-E4® SmartSun™ HeatLock™



Low-E4® SmartSun™



Low-E4® SmartSun™ Triple-Pane



Low-E4® Enhanced Triple Pane HeatLock™



Low-E4® SmartSun™ Enhanced Triple Pane HeatLock™



Low-E4® SmartSun™ Enhanced Triple Pane HeatLock™

**Exterior color options:****Interior species/finish/color options:****Glass options** (See Logo Examples):

Low-E4®	Low-E4® Heat-Lock®	Low-E4® Triple-Pane
Low-E4® SmartSun™	Low-E4® Smart-Sun HeatLock®	Low-E4® Smart-Sun™ Triple-Pane
Low-E4® Passive Sun®	Low-E4® Sun HeatLock®	Low-E4® Enhanced Triple-Pane
Low-E4® Sun	Low-E4® Heat-Lock® Tempered	Low-E4® Smart-Sun™ Enhanced Triple-Pane
Low-E4® Tempered	Obscure	Low-E4® Enhanced Triple-Pane HeatLock®
Low-E4® SmartSun™ Tempered	Cascade	Low-E4® Smart-Sun™ Enhanced Triple-Pane HeatLock®
Low-E4® Passive Sun® Tempered	Fern	

To order, state:

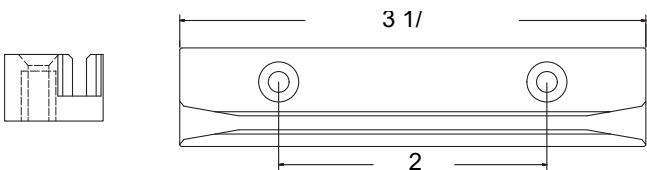
Product ID (from product label, see [Service Guide 9051877](#))

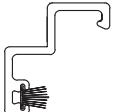
OR

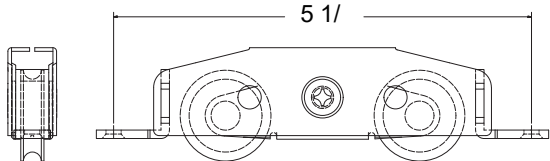
1. Unit or frame size (AFRS/APAT XXXX or frame W x H dimensions)
2. Description of part (Operating Panel)
3. Type (French 4 11/16", 8" or 12", Contemporary 2 3/4")
4. Hanging (Right, Left)
5. Exterior color of panel
6. Interior wood species of panel
7. Interior finish/color of panel
8. Glazing/Grille type
9. Part numbered panels with Finelight™ grilles, will have 1" wide grille bars. When ordering as configured, choose grille bar width 1" or 3/4".

Panels - Operating

Panel Parts - Operating

Head Guide Ref. page 14		
		Black
		0002192


Drip Leg / 76" Ref. page 14			
Note: Specify panel type and frame width. Will include weatherstrip.			
		Color	Order No.
		Bronze	By description
		Gray	By description

Roller Ref. page 14		
		Order No.
		0017312

Screw - Tandem Roller Ref. page 14		
	Description	Order No.
	#6 X 1 PFHSMS TYPE A Z&Y	0013399

Cap Ref. page 14		
Note: Order by description, specifying color (beige, white, black or gray) and frame height.		
		Order No.
		By description

Plug - Roller Hole Ref. page 14			
		Color	Order No.
		White	9014683
		Terratone	9014685
		Sandtone	9014684
		Canvas	9046445
		Black	9129935
		Cocoa Bean	9178498
		Dark Bronze	9178501
		Dove Gray	9178499
		Prairie Grass	9178500
		Forest Green	9178496
		Red Rock	9178497
		Tycote	9014686

Wedge Ref. page 14		
Note: Used on operating and stationary panels.		
		Order No.
		0069295

Panels - Operating

Astragal with Screws - 4 Panel

Astragal with Screws - 4 Panel / Interior Ref. [page 14](#)**Note:**

Astragal is made to order.

To order, state:

Product ID (from product label, see [Service Guide 9051877](#))

OR

1. Unit or frame size (ABFRS/ABPAT XXXX or frame W x H dimensions)
2. Description of part (Astragal Interior)
3. Interior wood species of panel
4. Interior finish/color of panel

Astragal with Screws - 4 Panel / Exterior Ref. [page 14](#)**Note:**

Astragal is made to order.

To order, state:

Product ID (from product label, see [Service Guide 9051877](#))

OR

1. Unit or frame size (ABFRS/ABPAT XXXX or frame W x H dimensions)
2. Description of part (Astragal Exterior)
3. Exterior color/finish of panel

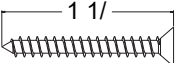
Weatherstrip - Operating / Astragal / Outside Ref. [page 14](#)

	Length	Order No.
	96"	0614913
	120"	0614916

Screw - Astragal

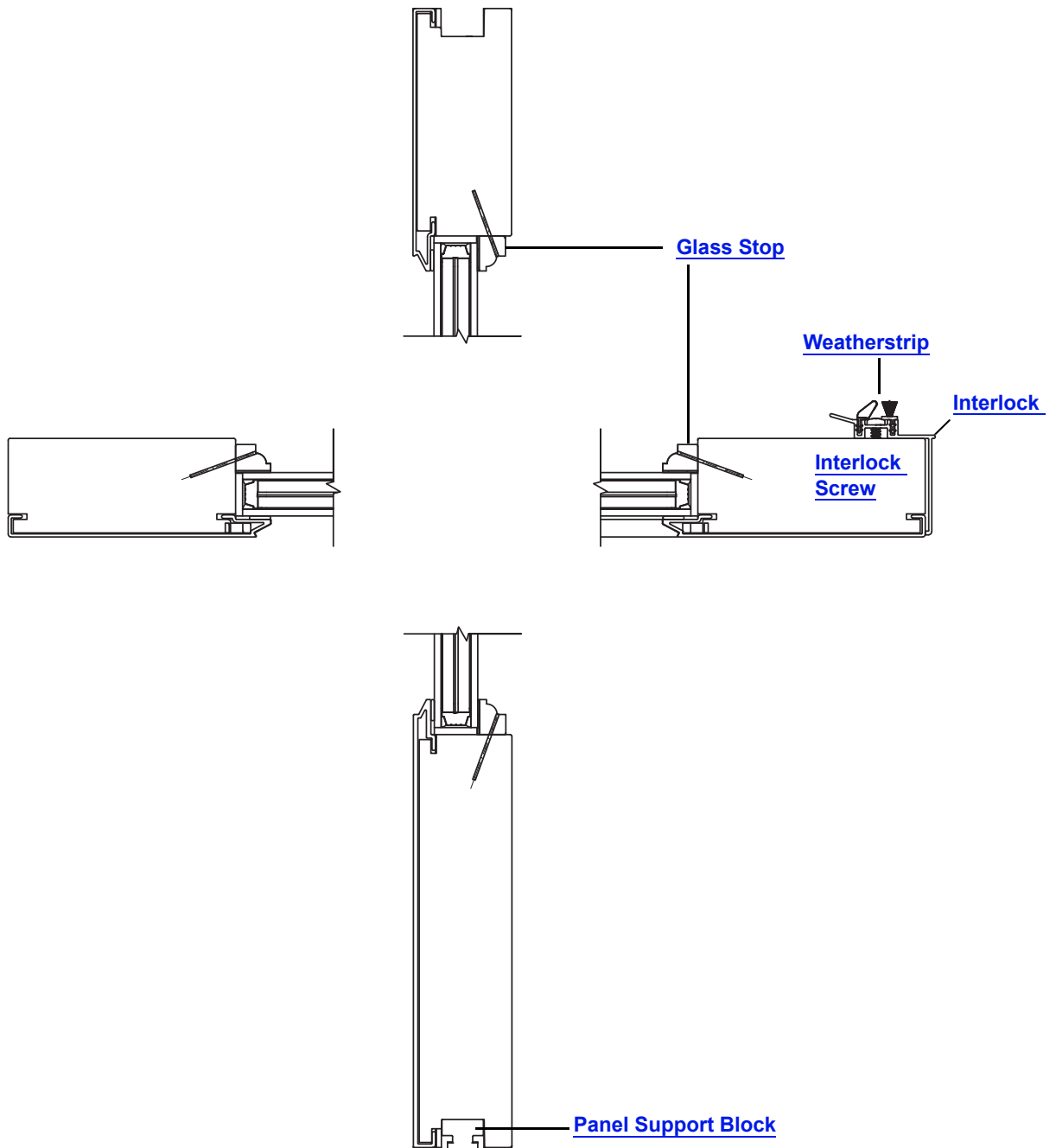
Note:

Screw used in multiple locations.

	Description	Order No.
	#7 X 1 1/4 PFHSMS TYPE AB SS	0027959

Stationary Panel Graphic**Note:**

French style (SP1) panel shown. See additional [panel styles](#). Some components shown may use current replacement parts.



E-Series Gliding Stationary Panel (Left Hand or Right Hand)

Panels - Stationary/Sidelight

Stationary Panel Size Table


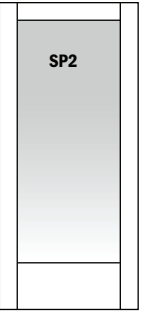

Note:


Stationary Panel is measured outside edge to outside edge of frame.

Unobstructed Glass is dimension from outside edge to outside edge of visible glass only.

Actual Glass is dimension of outside edge to outside edge of glass, including glass that is not visible.

French

Type	Panel	SP1	Stationary Panel (w x h)	Unobstructed Glass (w x h)	Actual Glass (w x h)
F R E N C H	AFRS2668		31 3/16' x 76 7/8"	21 13/16' x 64 3/16"	22 13/16' x 65 3/16"
	AFRS26610		31 3/16' x 78 7/8"	21 13/16' x 66 3/16"	22 13/16' x 67 3/16"
	AFRS2680		31 3/16' x 92 7/8"	21 13/16' x 80 3/16"	22 13/16' x 81 3/16"
	AFRS3068		37 3/16' x 76 7/8"	27 13/16' x 64 3/16"	28 13/16' x 65 3/16"
	AFRS30610		37 3/16' x 78 7/8"	27 13/16' x 66 3/16"	28 13/16' x 67 3/16"
	AFRS3080		37 3/16' x 92 7/8"	27 13/16' x 80 3/16"	28 13/16' x 81 3/16"
	AFRS4068		49 3/16' x 76 7/8"	30 13/16' x 64 3/16"	40 13/16' x 65 3/16"
	AFRS40610		49 3/16' x 78 7/8"	30 13/16' x 66 3/16"	40 13/16' x 67 3/16"
	AFRS4080		49 3/16' x 92 7/8"	30 13/16' x 80 3/16"	40 13/16' x 81 3/16"
	Panel	SP2	Stationary Panel (w x h)	Unobstructed Glass (w x h)	Actual Glass (w x h)
	AFRS2668		31 3/16' x 76 7/8"	21 13/16' x 60 3/16"	22 13/16' x 61 3/16"
	AFRS26610		31 3/16' x 78 7/8"	21 13/16' x 62 3/16"	22 13/16' x 63 3/16"
	AFRS2680		31 3/16' x 92 7/8"	21 13/16' x 76 3/16"	22 13/16' x 77 3/16"
	AFRS3068		37 3/16' x 76 7/8"	27 13/16' x 60 3/16"	28 13/16' x 61 3/16"
	AFRS30610		37 3/16' x 78 7/8"	27 13/16' x 62 3/16"	28 13/16' x 63 3/16"
	AFRS3080		37 3/16' x 92 7/8"	27 13/16' x 76 3/16"	28 13/16' x 77 3/16"
	AFRS4068		49 3/16' x 76 7/8"	30 13/16' x 60 3/16"	40 13/16' x 61 3/16"
	AFRS40610		49 3/16' x 78 7/8"	30 13/16' x 62 3/16"	40 13/16' x 63 3/16"
	AFRS4080		49 3/16' x 92 7/8"	30 13/16' x 76 3/16"	40 13/16' x 77 3/16"
	Panel	SP4	Stationary Panel (w x h)	Unobstructed Glass (w x h)	Actual Glass (w x h)
	AFRS2668		30 3/8' x 76 7/8"	21 13/16' x 67 1/2"	22 13/16' x 68 1/2"
	AFRS26610		30 3/8' x 78 7/8"	21 13/16' x 69 1/2"	22 13/16' x 70 1/2"
	AFRS2680		30 3/8' x 92 7/8"	21 13/16' x 83 1/2"	22 13/16' x 84 1/2"
	AFRS3068		36 3/8' x 76 7/8"	27 13/16' x 67 1/2"	27 13/16' x 68 1/2"
	AFRS30610		36 3/8' x 78 7/8"	27 13/16' x 69 1/2"	27 13/16' x 70 1/2"
	AFRS3080		36 3/8' x 92 7/8"	27 13/16' x 83 1/2"	27 13/16' x 84 1/2"
	AFRS4068		48 3/8' x 76 7/8"	39 13/16' x 67 1/2"	39 13/16' x 68 1/2"
	AFRS40610		48 3/8' x 78 7/8"	39 13/16' x 69 1/2"	39 13/16' x 70 1/2"
	AFRS4080		48 3/8' x 92 7/8"	39 13/16' x 83 1/2"	39 13/16' x 84 1/2"

Contemporary					
Type	Panel	SP3	Stationary Panel (w x h)	Unobstructed Glass (w x h)	Actual Glass (w x h)
C O N T E M P O R A R Y	APAT2668		30 3/8 ´ 76 7/8	24 7/8 ´ 71 3/8	25 7/8 ´ 72 3/8
	APAT26610		30 3/8 ´ 78 7/8	24 7/8 ´ 73 3/8	25 7/8 ´ 74 3/8
	APAT2680		30 3/8 ´ 92 7/8	24 7/8 ´ 87 3/8	25 7/8 ´ 88 3/8
	APAT3068		36 3/8 ´ 76 7/8	30 7/8 ´ 71 3/8	31 7/8 ´ 72 3/8
	APAT30610		36 3/8 ´ 78 7/8	30 7/8 ´ 73 3/8	31 7/8 ´ 74 3/8
	APAT3080		36 3/8 ´ 92 7/8	30 7/8 ´ 87 3/8	31 7/8 ´ 88 3/8
	APAT4068		48 3/8 ´ 76 7/8	42 7/8 ´ 71 3/8	43 7/8 ´ 72 3/8
	APAT40610		48 3/8 ´ 78 7/8	42 7/8 ´ 73 3/8	43 7/8 ´ 74 3/8
	APAT4080		48 3/8 ´ 92 7/8	42 7/8 ´ 87 3/8	43 7/8 ´ 88 3/8

Panel Usage Chart			
Panel	Operating Panel (w x h)	Used on 2-Panel Unit	Used on 4-Panel Unit
2668	30 3/8 ´ 76 7/8	5068	10068
26610	30 3/8 ´ 78 7/8	50610	100610
2680	30 3/8 ´ 92 7/8	5080	10080
3068	36 3/8 ´ 76 7/8	6068	12068
30610	36 3/8 ´ 78 7/8	60610	120610
3080	36 3/8 ´ 92 7/8	6080	12080
4068	48 3/8 ´ 76 7/8	8068	16068
40610	48 3/8 ´ 78 7/8	80610	160610
4080	48 3/8 ´ 92 7/8	8080	16080

Panels - Stationary/Sidelight

Sidelight Panel Size Table


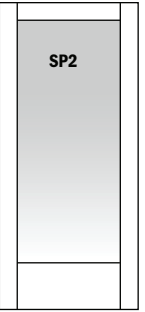

Note:


Sidelight Panel is measured outside edge to outside edge of frame.

Unobstructed Glass is dimension from outside edge to outside edge of visible glass only.

Actual Glass is dimension of outside edge to outside edge of glass, including glass that is not visible.

French

Type	Panel	SP1	Sidelight Panel (w x h)	Unobstructed Glass (w x h)	Actual Glass (w x h)
F R E N C H	AFRS2668		30 3/8" x 76 7/8"	21" x 64 3/16"	22" x 65 3/16"
	AFRS26610		30 3/8" x 78 7/8"	21" x 66 3/16"	22" x 67 3/16"
	AFRS2680		30 3/8" x 92 7/8"	21" x 80 3/16"	22" x 81 3/16"
	AFRS3068		36 3/8" x 76 7/8"	27" x 64 3/16"	28" x 65 3/16"
	AFRS30610		36 3/8" x 78 7/8"	27" x 66 3/16"	28" x 67 3/16"
	AFRS3080		36 3/8" x 92 7/8"	27" x 80 3/16"	28" x 81 3/16"
	AFRS4068		48 3/8" x 76 7/8"	30" x 64 3/16"	40" x 65 3/16"
	AFRS40610		48 3/8" x 78 7/8"	30" x 66 3/16"	40" x 67 3/16"
	AFRS4080		48 3/8" x 92 7/8"	30" x 80 3/16"	40" x 81 3/16"
	Panel	SP2	Sidelight Panel (w x h)	Unobstructed Glass (w x h)	Actual Glass (w x h)
	AFRS2668		30 3/8" x 76 7/8"	21" x 60 3/16"	22" x 61 3/16"
	AFRS26610		30 3/8" x 78 7/8"	21" x 62 3/16"	22" x 63 3/16"
	AFRS2680		30 3/8" x 92 7/8"	21" x 76 3/16"	22" x 77 3/16"
	AFRS3068		36 3/8" x 76 7/8"	27" x 60 3/16"	28" x 61 3/16"
	AFRS30610		36 3/8" x 78 7/8"	27" x 62 3/16"	28" x 63 3/16"
	AFRS3080		36 3/8" x 92 7/8"	27" x 76 3/16"	28" x 77 3/16"
	AFRS4068		48 3/8" x 76 7/8"	30" x 60 3/16"	40" x 61 3/16"
	AFRS40610		48 3/8" x 78 7/8"	30" x 62 3/16"	40" x 63 3/16"
	AFRS4080		48 3/8" x 92 7/8"	30" x 76 3/16"	40" x 77 3/16"
	Panel	SP4	Sidelight Panel (w x h)	Unobstructed Glass (w x h)	Actual Glass (w x h)
	AFRS2668		30 3/8" x 76 7/8"	21" x 67 1/2"	22" x 68 1/2"
	AFRS26610		30 3/8" x 78 7/8"	21" x 69 1/2"	22" x 70 1/2"
	AFRS2680		30 3/8" x 92 7/8"	21" x 83 1/2"	22" x 84 1/2"
	AFRS3068		36 3/8" x 76 7/8"	27" x 67 1/2"	27" x 68 1/2"
	AFRS30610		36 3/8" x 78 7/8"	27" x 69 1/2"	27" x 70 1/2"
	AFRS3080		36 3/8" x 92 7/8"	27" x 83 1/2"	27" x 84 1/2"
	AFRS4068		48 3/8" x 76 7/8"	39" x 67 1/2"	39" x 68 1/2"
	AFRS40610		48 3/8" x 78 7/8"	39" x 69 1/2"	39" x 70 1/2"
	AFRS4080		48 3/8" x 92 7/8"	39" x 83 1/2"	39" x 84 1/2"

Contemporary					
Type	Panel	SP3	Sidelight Panel (w x h)	Unobstructed Glass (w x h)	Actual Glass (w x h)
C O N T E M P O R A R Y	APAT2668		30 3/8' x 76 7/8"	24 7/8' x 71 3/8"	25 7/8' x 72 3/8"
	APAT26610		30 3/8' x 78 7/8"	24 7/8' x 73 3/8"	25 7/8' x 74 3/8"
	APAT2680		30 3/8' x 92 7/8"	24 7/8' x 87 3/8"	25 7/8' x 88 3/8"
	APAT3068		36 3/8' x 76 7/8"	30 7/8' x 71 3/8"	31 7/8' x 72 3/8"
	APAT30610		36 3/8' x 78 7/8"	30 7/8' x 73 3/8"	31 7/8' x 74 3/8"
	APAT3080		36 3/8' x 92 7/8"	30 7/8' x 87 3/8"	31 7/8' x 88 3/8"
	APAT4068		48 3/8' x 76 7/8"	42 7/8' x 71 3/8"	43 7/8' x 72 3/8"
	APAT40610		48 3/8' x 78 7/8"	42 7/8' x 73 3/8"	43 7/8' x 74 3/8"
	APAT4080		48 3/8' x 92 7/8"	42 7/8' x 87 3/8"	43 7/8' x 88 3/8"
		2 3/4" stiles & rails			

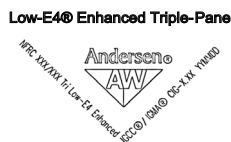
Panels - Stationary/Sidelight

Stationary/Sidelight Panel Options

Panel - Stationary/Sidelight

Note:

Tempered safety glass is standard on patio doors. Replacement panel for standard and custom-sized doors is configurable in iQ+. Product ID label is located on top edge of operating panel. French/Traditional = AFRS. Contemporary = APAT.

**Exterior color options:****Interior species/finish/color options:****Glass options** (See Logo Examples):

Low-E4®	Low-E4® Heat-Lock®	Low-E4® Triple-Pane
Low-E4® SmartSun™	Low-E4® Smart-Sun HeatLock®	Low-E4® Smart-Sun™ Triple-Pane
Low-E4® Passive Sun®	Low-E4® Sun HeatLock®	Low-E4® Enhanced Triple-Pane
Low-E4® Sun	Low-E4® Heat-Lock® Tempered	Low-E4® Smart-Sun™ Enhanced Triple-Pane
Low-E4® Tempered	Obscure	Low-E4® Enhanced Triple-Pane HeatLock®
Low-E4® SmartSun™ Tempered	Cascade	Low-E4® Smart-Sun™ Enhanced Triple-Pane HeatLock®
Low-E4® Passive Sun® Tempered	Fern	

To order, state:

Product ID (from product label, see [Service Guide 9051877](#))

OR

1. Unit or frame size (AFRS/APAT XXXX or frame W x H dimensions)
2. Description of part (Stationary/Sidelight Panel)
3. Type (French 4 11/16", 8" or 12", Contemporary 2 3/4")
4. Handing (Right, Left)
5. Exterior color of panel
6. Interior wood species of panel
7. Interior finish/color of panel
8. Glazing/Grille type
9. Part numbered panels with Finelight™ grilles, will have 1" wide grille bars. When ordering as configured, choose grille bar width 1" or 3/4".

Panel Parts - Stationary

Support Block Retainer Ref. [page 21](#)

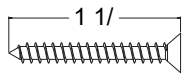
Order No.

0071197

Screw - Support Block Retainer

Note:

Screw used in multiple locations.



Description

#7 X 1 1/4 PFHSMS TYPE AB SS

Order No.

0027959

Shared Panel Parts

Glass Stops

Stops - Top / Bottom / Side

Note:

Stops (top, bottom and side) are made to order.

* Actual wood is sapele, a non-endangered species of mahogany, grown in Africa, with color and characteristics similar to American mahoganies.

To order, state:

Product ID (from product label, see [Service Guide 9051877](#))

OR

1. Description of Part/Size (Glass Stop)
2. Color/Species/Finish
3. Location/Handing (Top, Bottom, Side)
4. Type (Ovolo, Contemporary)
5. Manufacturing Date

Interior species/finish/color options**WOOD SPECIES**

Pine Maple Oak



Cherry Mahogany* Alder



Mixed Grain Douglas Fir Vertical Grain Douglas Fir Hickory



Walnut White Oak

FACTORY-FINISHED INTERIORS

Clear Coat Wheat Autumn Oak



Golden Hickory Honey Cinnamon



Russet Mocha Espresso

PAINTED OPTIONS

White Birch Bark Primed (for paint)



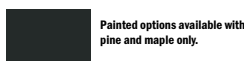
Canvas Sandtone Terratone



Forest Green Dark Bronze Dove Gray



Prairie Grass Red Rock Cocoa Bean

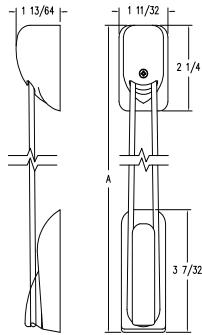


Black

Painted options available with pine and maple only.

Blinds Between the Glass Components

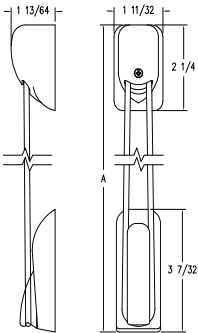
Blinds between Glass - Operator



Note: 6-8, 6-10 door heights use the 34 inch operator and the 8-0 height uses the 39 inch size.

Size	Order No.
34 in	00KB034
39 in	00KB039
Additional sizes	
12 in	00KB012
14 in	00KB014
16 in	00KB016
18 in	00KB018
20 in	00KB020
22 in	00KB022
24 in	00KB024
26 in	00KB026
28 in	00KB028
30 in	00KB030
32 in	00KB032
36 in	00KB036
38 in	00KB038
40 in	00KB040
42 in	00KB042
44 in	00KB044
46 in	00KB046
48 in	00KB048
50 in	00KB050
52 in	00KB052
54 in	00KB054
56 in	00KB056
58 in	00KB058
60 in	00KB060
62 in	00KB062
64 in	00KB064
66 in	00KB066
68 in	00KB068
70 in	00KB070

Shared Panel Parts


	Note: 6-8, 6-10 door heights use the 34 inch operator and the 8-0 height uses the 39 inch size.	Size	Order No.
		72 in	00KB072
		74 in	00KB074
		76 in	00KB076
		78 in	00KB078
		80 in	00KB080
		82 in	00KB082
		84 in	00KB084
		86 in	00KB086
		88 in	00KB088
		90 in	00KB090
		92 in	00KB092
		94 in	00KB094
		96 in	00KB096
		98 in	00KB098
		100 in	00KB0100
		102 in	00KB0102

Glass

Glass

Note:

Replacement glass is made to order and can be configured through iQ+. Current glazings replace previous vintage glazings. Product ID label is located on the head jamb. Glass ships with sealant and spacers.



TEMPERED UA SCCC XXXX
16 CFR 1201 II CIG-XX Xmm MM/DD/YR
ANSI Z97.1 2009 CAN/CGSB 12.1-M9 0

Exterior color options:**Interior species/finish/color options:****Glass options** (See Logo/Etching Examples):

Low-E4®	Low-E4® Heat-Lock®	Low-E4® Triple-Pane
Low-E4® SmartSun™	Low-E4® Smart-Sun HeatLock®	Low-E4® Smart-Sun™ Triple-Pane
Low-E4® Passive Sun®	Low-E4® Sun HeatLock®	Low-E4® Enhanced Triple-Pane
Low-E4® Sun	Low-E4® Heat-Lock® Tempered	Low-E4® Smart-Sun™ Enhanced Triple-Pane
Low-E4® Tempered	Obscure	Low-E4® Enhanced Triple-Pane HeatLock®
Low-E4® SmartSun™ Tempered	Cascade	Low-E4® Smart-Sun™ Enhanced Triple-Pane HeatLock®
Low-E4® Passive Sun® Tempered	Fern	

To order, state:

Product ID (from product label, see [Service Guide 9051877](#))

OR

1. Unit or frame size (AFRS/APAT XXXX or frame W x H dimensions)
2. Description of part (Low-E4® Glass)
3. Glazing/Grille type
4. Glass Stop Type (Ovolo, Contemporary)
5. Manufacturing Date

Glass

Glass Stops

Stops - Top / Bottom / Side

Note:

Stops (top, bottom and side) are made to order.

* Actual wood is sapele, a non-endangered species of mahogany, grown in Africa, with color and characteristics similar to American mahoganies.

To order, state:

Product ID (from product label, see [Service Guide 9051877](#))

OR

1. Description of Part/Size (Stop)
2. Color/Species/Finish
3. Location/Handing (Top, Bottom, Side)
4. Type (Ovolo, Contemporary)
5. Manufacturing Date

Interior species/finish/color options**WOOD SPECIES**

Pine Maple Oak



Cherry Mahogany* Alder



Mixed Grain Douglas Fir Vertical Grain Douglas Fir Hickory



Walnut White Oak

FACTORY-FINISHED INTERIORS


Clear Coat Wheat Autumn Oak



Golden Hickory Honey Cinnamon



Russet Mocha Espresso

PAINTED OPTIONS

White Birch Bark Primed (for paint)



Canvas Sandtone Terratone



Forest Green Dark Bronze Dove Gray



Prairie Grass Red Rock Cocoa Bean



Black

Painted options available with pine and maple only.

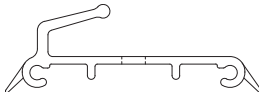
Glass Parts			
Glazing Tape			
		Color	Order No.
		Gray	33751RL
Silicone Bed Glazing			
		Color	Order No.
		Dove Gray	9164412
Spacer			
		Size	Order No.
		3 x 1/4 x 1/16	9152146

Interlock Weatherstrip

Interlock

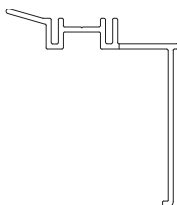
Interlock / Operating Ref. [page 14](#)

Note:
Used on operating panels. Order by description, specifying handing unit height.

		Unit No.	Unit Height
		AFRS/APAT68	80"
		AFRS/APAT610	82"
		AFRS/APAT80	96"

Interlock / Stationary Ref. [page 21](#)

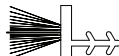
Note:
Used on stationary panels. Order by description, specifying handing, unit height and [exterior color](#).

		Unit No.	Unit Height
		AFRS/APAT68	80"
		AFRS/APAT610	82"
		AFRS/APAT80	96"


Weatherstrip


Weatherstrip Ref. [page 21](#)

Note:
Used on the operating and stationary panel.



Color	Size	Order No.
Black	25' (300")	9174913
Gray	8'	0614914
Gray	10'	9103916

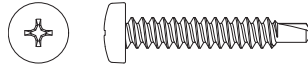
Weatherstrip Ref. page 21				
Note: Used on stationary panel.				
	Ref Drawing # 0121161	Color	Size	Order No.
		Gray	per LF	OBD
		Black		OBD

Interlock Parts			
Interlock Plug			
Note: Fastened with a #6 x 1" SS PH Screw.			
		LS	SR
		9152265	9152266

Screw - Stationary Interlock

Note:

(*) Anodized finishes.



Color	2604	2605*	Color	2604	2605*
Canvas	0011694	0K18319	Dark Bronze	0049454	0K20948
Prairie Grass	0011697		Red Rock	0011698	0K18321
Pebble Tan	0611948		Dove Gray	0011695	0K18320
Chocolate Chip	9105811		Black	0011693	0K17658
Cocoa Bean	0011696		Champagne*	9096574	

Screw - Weatherstrip Interlock Plug



Description

#6 X 1" PH SS

Order No.

0003592

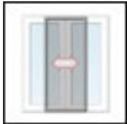
Shim Ref. [page 14](#)

	Size	Order No.
	White	0011415

Insect Screens

Insect Screen Graphic - Top Hung Gliding

Note:
Available through iQ+ as a configured item. Charcoal fiberglass screen mesh or aluminum screen mesh.

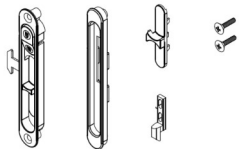


Top Hung
Gliding

Top Hung Insect Screen


Top Hung Insect Screen Hardware - 2-Panel

Handle Kit - Top Hung Insect Screen / 2 Panel

	Package Includes:	Order No.
		9190841


- (1) Gliding Screen Door Latch Assembly
 (1) Exterior Slide Handle pc.
 (1) Exterior Housing handle pc.
 (2) Handle screws
 (1) Strike, Top Hung Screens

Strike - Top Hung Insect Screen / 2 Panel

	Package Includes:	Order No.
		9191865

- (1) Strike
 (2) #6 x 1/2" PH phillips head screws


Insect Screen Rollers (2016 to Present)

 Upper	Note: Need two (2) per insect screen. Screw sold separately TOP ROLLER ASSEMBLY - TOP HUNG TOP ROLLER ASSEMBLY - TOP HUNG ROLLER BTM DR TOP HUNG EA 401813081	Upper	Lower
		9191543	9191863




Lower

Screw -Top Hung Insect Screen Roller

	Package Includes:	Order No.
		9190843

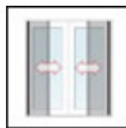
- (1) #8 - 32 x 1/2" PH phillips head screw

Insect Screens

Bi-Parting Foam Screenstop			
		Color	Order No.
		Black	9191532

Insect Screen Graphic - Concealed (Retractable)**Note:**

See iQ+ for additional detail. Charcoal fiberglass screen mesh.



Retractable

Concealed (Retractable) Insect Screen

Grilles

Grille Options

Note:

Replacement sash with permanently applied grilles and Finelight™ grilles can be configured in iQ. Replacement removable interior grilles can be configured in iQ. Removable grilles are only available in 7/8" profile.

Types

**Full Divided Light**

Give any window an authentic look with full divided light grilles that are permanently applied to the interior and exterior of your window with a spacer between the glass.

**Simulated Divided Light**

An economical solution with traditional beauty, our Simulated Divided Light features fixed exterior and interior grilles without an internal spacer.

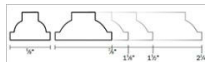
**Removable Interior Wood Grilles**

Our removable wood grilles are installed on the interior surface. They are available with an optional surround and an optional permanently applied exterior grille.

**Finelight™ Grilles-Between-the-Glass**

Aluminum grilles conveniently placed between two panes of glass make the glass easy to clean inside and out.

Profiles

**Interior Wood: Ovolo (Colonial)**

Widths:

- 5/8"
- 7/8"
- 1 1/8"
- 1 1/2"
- 2 1/4"

Available with:

- Full Divided Light
- Simulated Divided Light

**Interior Wood: Contemporary**

Widths:

- 5/8"
- 7/8"
- 1 1/8"
- 1 1/2"
- 2 1/4"

Available with:

- Full Divided Light
- Simulated Divided Light

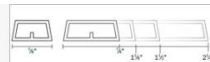
**Exterior Aluminum: Chamfer**

Widths:

- 5/8"
- 7/8"
- 1 1/8"
- 1 1/2"
- 2 1/4"

Available with:

- Full Divided Light
- Simulated Divided Light
- Removable Interior Wood with Optional Permanently Applied Exterior Grille

**Exterior Aluminum: Contemporary**

Widths:

- 5/8"
- 7/8"
- 1 1/8"
- 1 1/2"
- 2 1/4"

Available with:

- Full Divided Light
- Simulated Divided Light
- Removable Interior Wood with Optional Permanently Applied Exterior Grille


**Removable Interior Wood Grilles**

Ovolo or Contemporary profiles in 7/8" width

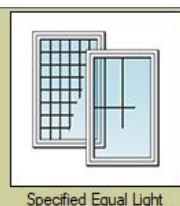
**Finelight Grille Profiles and Widths**

Flat or Contoured profiles in 5/8" or 1" widths


Patterns



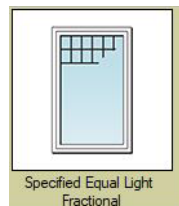
Colonial



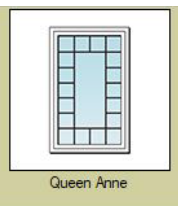
Specified Equal Light



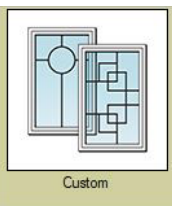
Prairie A



Specified Equal Light Fractional



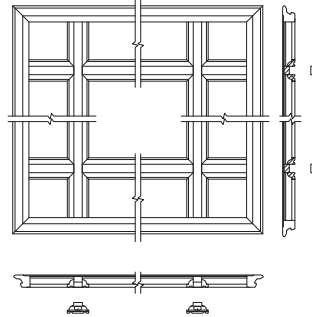
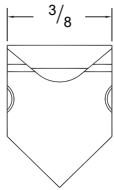
Queen Anne



Custom

Interior Grille Parts**Clip - Surround****Note:**

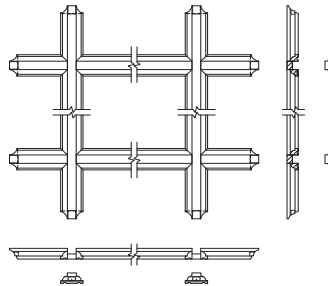
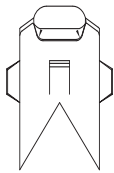
Used with framed removable grilles.

**Order No.**

0004900

Clip - Knocked Down**Note:**

Used with knocked down removable grilles.

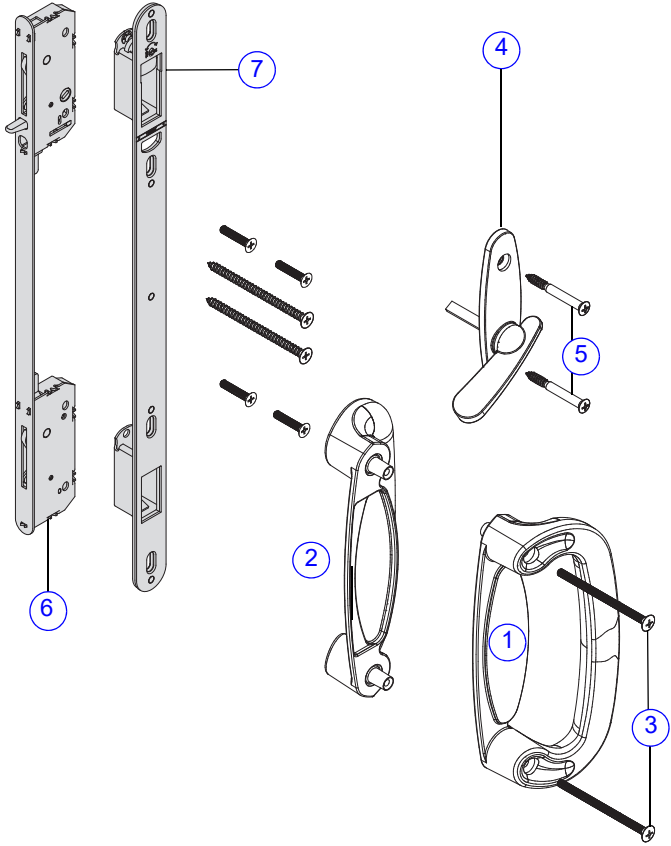
**Order No.**

0004901

Hardware

Hardware - Tribeca®

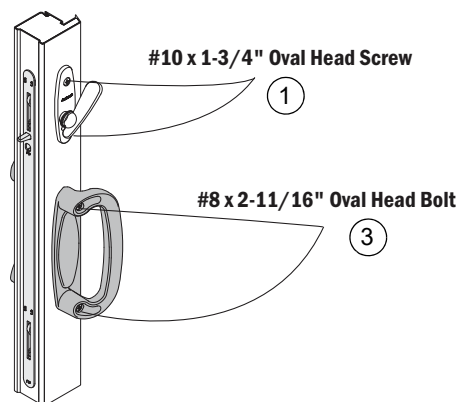
Note: See [Accessory Guide 0005414](#). [Multi-point lock/latch receiver](#) and fasteners not included in trim set and will ship with panel. Consider ordering a new reachout lock/latch receiver kit when replacing your trim set.



Metro Collection Tribeca® for Gliding Doors - 2-Panel Trim Set

- [Interior Handle](#)
- [Exterior Handle](#)
- [#8 x 2 11/16" Oval Head Bolt](#)
- [Latch Lever](#)
- [#10-16 X 1-3/4", PH W/#8 Oval Head, Type AB Screw](#)
- [Multi-Point Lock Assembly 2-panel](#)
- [Multi-Point Latch Receiver 2-panel](#)

Trim Set Hardware - Tribeca® / Interior and Exterior				
	Panels	Stone	White	Black
	2	2565696	2565694	9184666
	4	2565697	2565695	9184667
Trim Set Hardware - Tribeca® / Interior				
	Panels	Stone	White	Black
	2	2562078	2562076	9184664
	4	2562079	2562077	9184665
Trim Set Hardware - Tribeca® / Exterior				
	Panels	Stone	White	Black
	2	2562034	2562032	9184662
	4	2562035	2562033	9184663

Handle - Tribeca® / Interior Ref. No. 1 page 42			
Note: Handles are sold assembled with escutcheon plates.	Finish	Order No.	
	Stone	2573603	
	White	2573602	
	Black	9184677	
Handle - Tribeca® / Exterior Ref. No. 2 page 42			
Note: Handles are sold assembled with escutcheon plates.	Finish	Order No.	
	Stone	2573605	
	White	2573604	
	Black	9184678	
Thumb Latch/Latch Lever - Tribeca® / Interior Lock Ref No.4 page 42			
Note: Ships with fasteners. See Latch Lever Replacement Video .	Finish	Order No.	
	Stone	2573611	
	White	2573609	
	Black	9184679	
Screw Package - Trim Set / Tribeca® Ref. No.3,5 & 9 page 42			
Note: See Accessory Guide 0005414 for fastener detail as fastener quantities and sizes are unique for multi-point lock used with E-Series Gliding Doors and some fasteners are not used.			
<div></div>			
Ref. No.	Package includes:	Finish	Order No.
1	(2) Screws, #10 x 1 3/4" oval head wood	Stone	2573468
3	(2) Screws, #8 - 32 UNC x 2 11/16" PH oval HD mach	White	2573467
	(1) Screw, 3" Security (not shown)	Black	9184676
	(2) Screws, Machine (not shown)		

Hardware

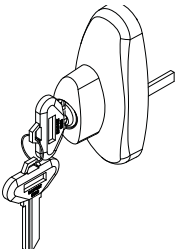
Lock Assembly with Keys - Tribeca®

Note:

Keyed Alike Assembly must be ordered in quantities of two (2) or more.

Lock assemblies will have two (2) cut keys and two (2) 2 1/4" bolts [page 67](#).

See [Accessory Guide 0005196](#). See [Installation Video](#).

	Finish	Lock Assembly		Keyed Alike Assembly	
		Left	Right	Left	Right
	Stone	2573069	2573079	9056179	9056181
	White	2573068	2573078	9056178	9056180
	Black	9184674	9184675	9184693	9184694

Lock Assembly with Keys - Tribeca® / Exterior/ Keyed Alike Right-Hand and Left-Hand

Note:

Contains 1 right hand and 1 left hand assembly


Finish	Order No.
Stone	9056204
White	9056205
Black	9184695

Key Cylinder - Tribeca®

Note:

Tribeca® lock assembly uses a 6 pin replacement cylinder are found on [page 67](#).

Bolt Package for Exterior Lock - Tribeca® (Pair)

		Length	Finish	Order No.
		2 1/4"	Stone	2573648
		2 1/4"	White	2573647

Lock Housing

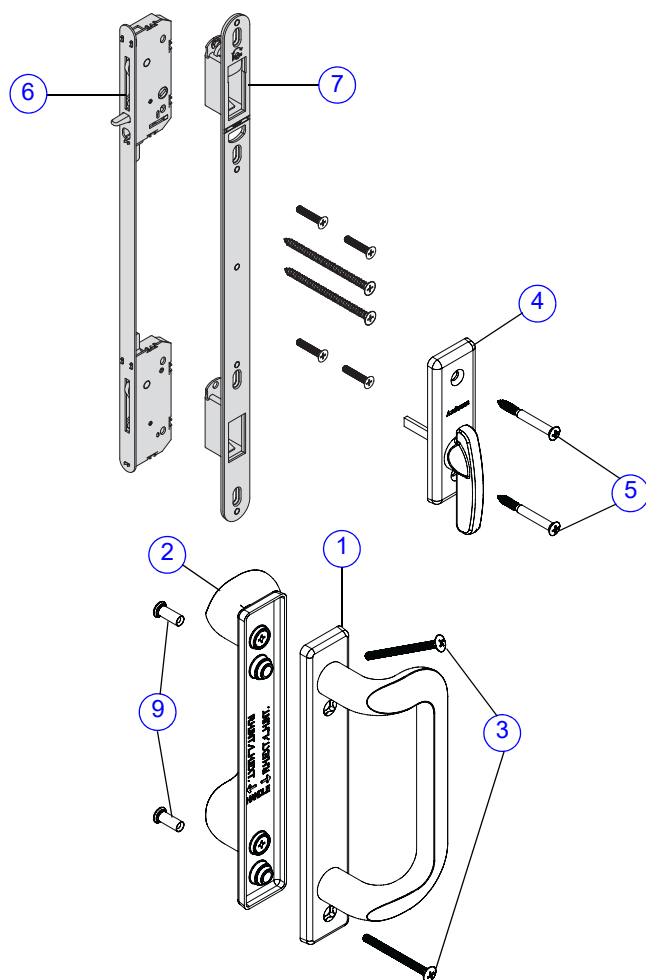
Note:

Replace with entire exterior lock assembly.

Stone	White
N/A	

Hardware - Anvers®

Note: See [Accessory Guide 0005414](#). [Multi-point lock/latch receiver](#) and fasteners not included in trim set and will ship with panel. Consider ordering a new reachout lock/latch receiver kit when replacing your trim set.



1. [Handle RH Interior/LH Exterior](#)
2. [Handle LH Interior/RH Exterior](#)
3. [#8 x 2" Oval Head Threaded Bolt](#)
4. [Latch Lever](#)
5. [#8 x 1 3/4" Oval Head Screw](#)
6. [Multi-Point Lock Assembly 2-panel](#)
7. [Multi-Point Latch Receiver 2-panel](#)

Anvers® Gliding Patio Door Hardware - 2-Panel Trim Set

Trim Set Hardware - Anvers® / Interior and Exterior See Illustration [page 45](#)

	Panels	Finish	Order No.
	2	Bright Brass	2565539
		Oil Rubbed Bronze	2565543
		Satin Nickel	2565541
	4	Bright Brass	2565540
		Oil Rubbed Bronze	2565544
		Satin Nickel	2565542

Hardware

Trim Set Hardware - Anvers® / Interior See Illustration page 45			
	Panels	Finish	Order No.
	2	Bright Brass	2562092
		Oil Rubbed Bronze	2562103
		Satin Nickel	2562109
	4	Bright Brass	2562093
		Oil Rubbed Bronze	2562112
		Satin Nickel	2562118

Trim Set Hardware - Anvers® / Exterior See Illustration page 45			
	Panels	Finish	Order No.
	2	Bright Brass	2562048
		Oil Rubbed Bronze	2562066
		Satin Nickel	2562072
	4	Bright Brass	2562049
		Oil Rubbed Bronze	2562067
		Satin Nickel	2562073

Handle - Anvers® Ref. No. 1 & 2 page 45			
Note: Handles are sold assembled with escutcheon plates.	Finish	Left Interior/ Right Exterior	Right Interior/ Left Exterior
	Bright Brass	2573219	2573220
	Oil Rubbed Bronze	2573221	2573222
	Satin Nickel	2573223	2573224

Thumb Latch / Latch Lever - Anvers® / Interior Lock Ref. No. 4 page 45		
Note: Ships with fasteners. See Latch Lever Replacement Video .	Finish	Order No.
	Bright Brass	2573239
	Oil Rubbed Bronze	2573240
	Satin Nickel	2573241

Screw Package - Trim Set / Anvers®	
Note: Screw package is included in the shared hardware section page 67 .	

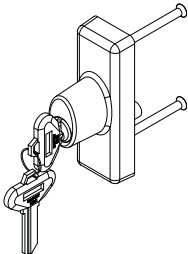
Lock Assembly with Keys - Anvers®

Note:

Keyed Alike Assembly must be ordered in quantities of two (2) or more.

Lock assemblies will have two (2) cut keys and two (2) 2 1/4" bolts [page 67](#).

See [Accessory Guide 0005196](#). See [Installation Video](#).

	Finish	Lock Assembly		Keyed Alike Assembly	
		Left	Right	Left	Right
	Bright Brass	2573269	2573090	9056172	9056175
	Oil Rubbed Bronze	2573270	2573091	9056173	9056176
	Satin Nickel	2573271	2573092	9056174	9056177

Lock Assembly with Keys - Anvers® / Exterior/ Keyed Alike Right-Hand and Left-Hand

Note:

Contains 1 right hand and 1 left hand assembly

Finish	Order No.
Bright Brass	9056201
Oil Rubbed Bronze	9056202
Satin Nickel	9056203

Key Cylinder - Anvers®

Note:

Anvers® lock assembly uses a 6 pin replacement cylinder are found on [page 67](#).

Bolt Package - Anvers® / Exterior Lock

Note:

Bolt package is included in the lock parts / current section [page 67](#).

Lock Housing - Anvers® / Exterior

Note:

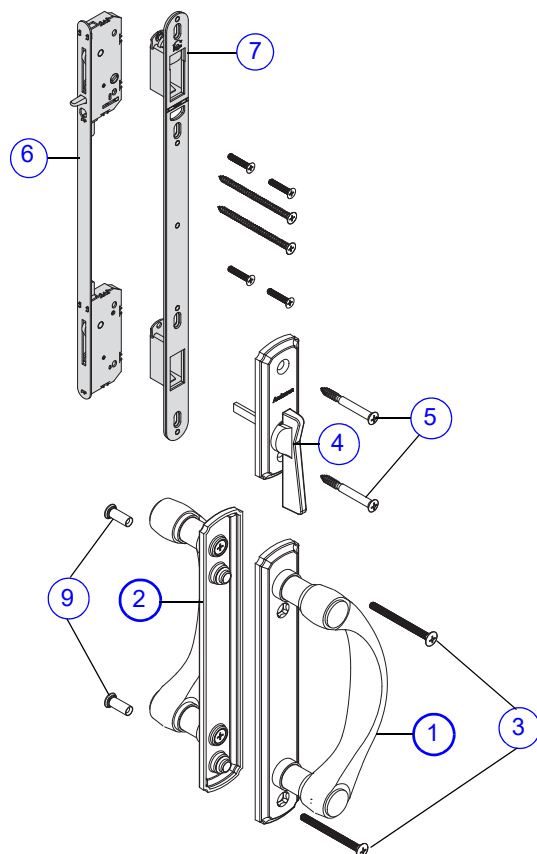
Replace with complete exterior lock assembly.

Finish	Order No.
Bright Brass	N/A
Oil Rubbed Bronze	N/A
Satin Nickel	N/A

Hardware

Hardware - Newbury®

Note: See [Accessory Guide 0005414](#). [Multi-point lock/latch receiver](#) and fasteners not included in trim set and will ship with panel. Consider ordering a new reachout lock/latch receiver kit when replacing your trim set.



1. [Handle RH Interior/LH Exterior](#)
2. [Handle LH Interior/RH Exterior](#)
3. [#8 x 2" Oval Head Threaded Bolt](#)
4. [Latch Lever](#)
5. [#8 x 1 3/4" Oval Head Screw](#)
6. [Multi-Point Lock Assembly 2-panel](#)
7. [Multi-Point Latch Receiver 2-panel](#)
9. [Mounting Stud](#)

Newbury® Gliding Patio Door Hardware - Panel Trim Set

Trim Set Hardware - Newbury® / Interior and Exterior

	Panels	Finish	Order No.
	2	Antique Brass	2565686
		Brushed Chrome	N/A
		Chrome	N/A
		Bright Brass	2565684
		Oil Rubbed Bronze	2579744
		Satin Nickel	2579435
	4	Antique Brass	2565687
		Brushed Chrome	N/A
		Chrome	N/A
		Bright Brass	2565685
		Oil Rubbed Bronze	2579745
		Satin Nickel	2579436

Trim Set Hardware - Newbury® / Interior			
	Panels	Finish	Order No.
	2	Antique Brass	2562082
		Brushed Chrome	N/A
		Chrome	N/A
		Bright Brass	2562080
		Oil Rubbed Bronze	2562088
		Satin Nickel	2562090
	4	Antique Brass	2562081
		Brushed Chrome	N/A
		Chrome	N/A
		Bright Brass	2562083
		Oil Rubbed Bronze	2562089
		Satin Nickel	2562091

Trim Set Hardware - Newbury® / 2-Panel / Exterior			
	Panels	Finish	Order No.
	2	Antique Brass	2562036
		Brushed Chrome	N/A
		Chrome	N/A
		Bright Brass	2562038
		Oil Rubbed Bronze	2562044
		Satin Nickel	2562046
	4	Antique Brass	2562037
		Brushed Chrome	N/A
		Chrome	N/A
		Bright Brass	2562039
		Oil Rubbed Bronze	2562045
		Satin Nickel	2562047

Handle - Newbury® Ref. No. 1 and 2 page 48			
Note: Handles are sold assembled with escutcheon plates.	Finish	Left Interior/ Right Exterior	Right Interior/ Left Exterior
	Antique Brass	2573593	2573596
	Brushed Chrome	N/A	N/A
	Chrome	N/A	N/A
	Bright Brass	2573594	2573597
	Oil Rubbed Bronze	2579941	2579943
	Satin Nickel	2579433	2579434

Hardware

Thumb Latch / Latch Lever - Newbury® / Inside Lock Ref. No. 4 [page 48](#)**Note:**Ships with fasteners. See [Latch Lever Replacement Video](#).

Finish	Order No.
Antique Brass	2573599
Brushed Chrome	N/A
Chrome	N/A
Bright Brass	2573601
Oil Rubbed Bronze	2579949
Satin Nickel	2579425

Screw Package - Trim Set / Newbury®

Note:Screw package is included in the shared hardware section [page 67](#).

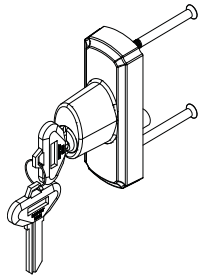
Lock Assembly with Keys - Newbury®

Note:

Keyed Alike Assembly must be ordered in quantities of two (2) or more.

Lock assemblies will have two (2) cut keys and two (2) 2 1/4" bolts [page 67](#).

See [Accessory Guide 0005196](#). See [Installation Video](#).

	Finish	Lock Assembly		Keyed Alike Assembly	
		Left	Right	Left	Right
	Antique Brass	2573071	2573081	9056152	9056158
	Brushed Chrome	N/A	N/A	N/A	N/A
	Chrome	N/A	N/A	N/A	N/A
	Bright Brass	2573070	2573080	9056155	9056161
	Oil Rubbed Bronze	2573074	2573084	9056156	9056162
	Satin Nickel	2573073	2573083	9056157	9056163

Lock Assembly with Keys - Newbury®/ Exterior/ Keyed Alike Right-Hand and Left-Hand

Note:

Contains 1 right hand and 1 left hand assembly

Finish	Order No.
Antique Brass	9056206
Brushed Chrome	N/A
Chrome	N/A
Bright Brass	9056209
Oil Rubbed Bronze	9056210
Satin Nickel	9056211

Key Cylinder - Newbury®

Note:

Newbury® lock assembly uses a 6 pin replacement cylinder are found on [page 67](#).

Bolt Package - Newbury® / Exterior Lock

Note:

Bolt package is included in the shared lock parts section [page 67](#).

Lock Housing - Newbury® / Exterior

Note:

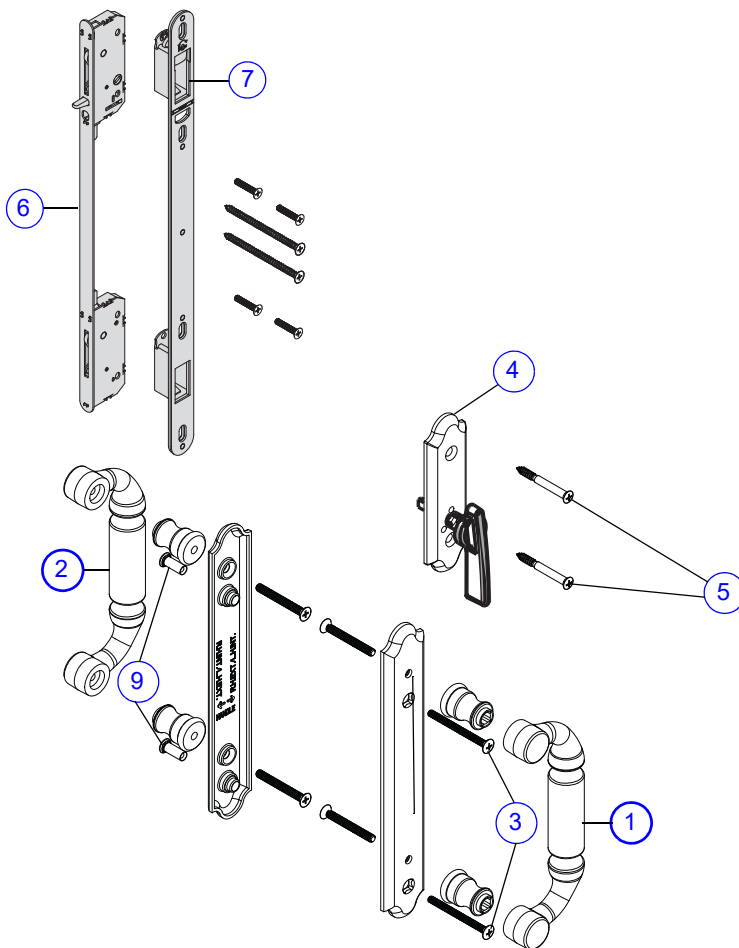
Replace with complete exterior lock assembly.

Finish	Order No.
Antique Brass	N/A
Brushed Chrome	
Chrome	
Bright Brass	
Oil Rubbed Bronze	
Satin Nickel	

Hardware

Hardware - Covington™

Note: See [Accessory Guide 0005414](#). [Multi-point lock/latch receiver](#) and fasteners not included in trim set and will ship with panel. Consider ordering a new reachout lock/latch receiver kit when replacing your trim set. Interior/Exterior handles and thumb latch are assembled. Newbury® is warranty replacement for items N/A.



Covington™ Gliding Patio Door Hardware - 2-Panel Trim Set

1. [Handle RH Interior/LH Exterior](#)
2. [Handle LH Interior/RH Exterior/](#)
3. [#8 x 2" Oval Head Threaded Bolt](#)
4. [Lever Latch](#)
5. [#8 x 1 3/4" Oval Head Screw](#)
6. [Multi-Point Lock Assembly 2-panel](#)
7. [Multi-Point Latch Receiver 2-panel](#)
8. Cover Plate
(Not used with E Series Doors)
9. [Mounting Stud](#)

Trim Set Hardware - Covington™ / Interior and Exterior See Illustration [page 52](#)

	Panels	Finish	Order No.
	2	Antique Brass	N/A
		Bright Brass	N/A
		Oil Rubbed Bronze	N/A
	4	Antique Brass	N/A
		Bright Brass	N/A
		Oil Rubbed Bronze	N/A

Trim Set Hardware - Covington™ / Interior See Illustration page 52			
	Panels	Finish	Order No.
	2	Antique Brass	N/A
		Bright Brass	N/A
		Oil Rubbed Bronze	N/A
	4	Antique Brass	N/A
		Bright Brass	N/A
		Oil Rubbed Bronze	N/A

Trim Set Hardware - Covington™ / Exterior See Illustration page 52			
	Panels	Finish	Order No.
	2	Antique Brass	N/A
		Bright Brass	N/A
		Oil Rubbed Bronze	N/A
	4	Antique Brass	N/A
		Bright Brass	N/A
		Oil Rubbed Bronze	N/A

Handle - Covington™ Ref. No. 1 & 2 page 52			
Note: Handles are sold assembled with escutcheon plates.	Finish	Left Interior/ Right Exterior	Right Interior/ Left Exterior
	Antique Brass	N/A	N/A
	Bright Brass	N/A	N/A
	Oil Rubbed Bronze	N/A	N/A

Thumb Latch / Latch Lever - Covington™ / Interior Lock Ref No. 4 page 52		
Note: Ships with fasteners. See Latch Lever Replacement Video .	Finish	Order No.
	Antique Brass	N/A
	Bright Brass	N/A
	Oil Rubbed Bronze	N/A

Screw Package - Trim Set / Covington™
Note: Screw package is included in the shared hardware section page 67 .

Hardware

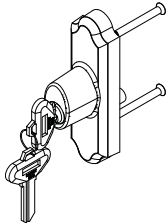
Lock Assembly with Keys - Covington™

Note:

Keyed Alike Assembly must be ordered in quantities of two (2) or more.

Lock assemblies will have two (2) cut keys and two (2) 2 1/4" bolts [page 67](#).

See [Accessory Guide 0005196](#). See [Installation Video](#).

	Finish	Lock Assembly		Keyed Alike Assembly	
		Left	Right	Left	Right
	Antique Brass	N/A	N/A	N/A	N/A
	Bright Brass	N/A	N/A	N/A	N/A
	Oil Rubbed Bronze	N/A	N/A	N/A	N/A

Lock Assembly with Keys - Covington™ / Exterior/ Keyed Alike Right-Hand and Left-Hand

Note:

Contains 1 right hand and 1 left hand assembly

Finish	Order No.
Antique Brass	N/A
Bright Brass	N/A
Oil Rubbed Bronze	N/A

Bolt Package - Covington™ / Exterior Lock

Note:

Bolt package is included in the shared lock parts section [page 67](#).

Lock Housing - Covington™ / Exterior

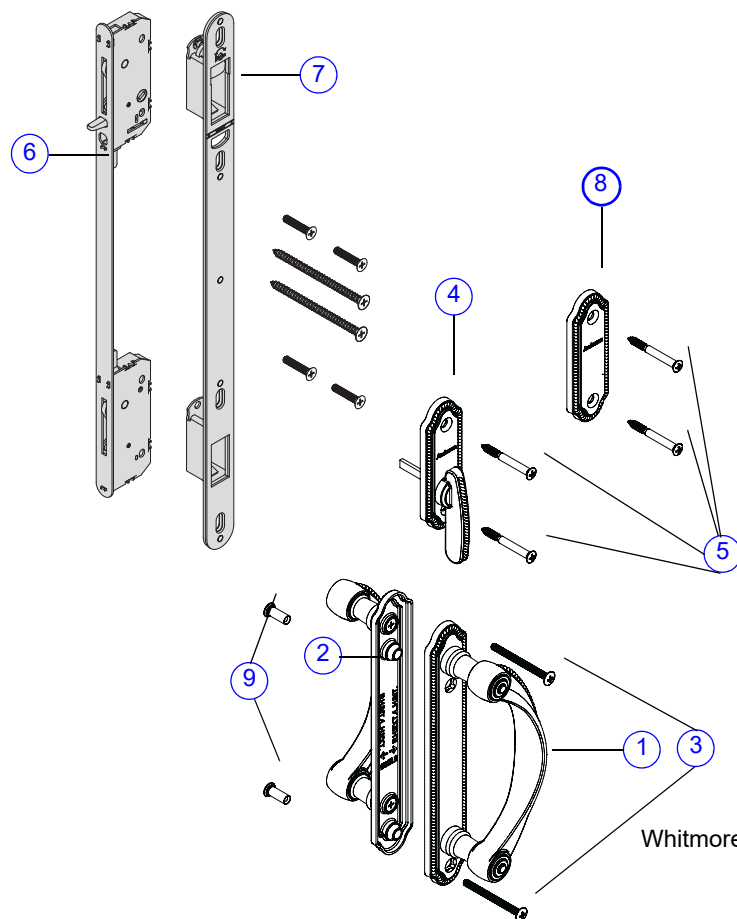
Note:

Replace with complete exterior lock assembly.

Finish	Order No.
Antique Brass	N/A
Bright Brass	N/A
Oil Rubbed Bronze	N/A

Hardware - Whitmore®

Note: See [Accessory Guide 0005414](#). [Multi-point lock/latch receiver](#) and fasteners not included in trim set and will ship with panel. Consider ordering a new reachout lock/latch receiver kit when replacing your trim set. Newbury® is warranty replacement for items N/A.



1. [Handle RH Interior/LH Exterior](#)
2. [Handle LH Interior/RH Exterior](#)
3. [#8 x 2" Oval Head Threaded Bolt](#)
4. [Latch Lever](#)
5. [#8 x 1 3/4" Oval Head Screw](#)
6. [Multi-Point Lock Assembly 2-panel](#)
7. [Multi-Point Latch Receiver 2-panel](#)
8. Cover Plate
(Not used with E Series Doors)
9. [Mounting Stud](#)

Whitmore® Gliding Patio Door Hardware - 2-Panel Trim Set

Trim Set Hardware - Whitmore® / Interior and Exterior

	Panels	Finish	Order No.
	2	Antique Brass	N/A
		Bright Brass	N/A
		Oil Rubbed Bronze	N/A
		Satin Nickel	N/A
	4	Antique Brass	N/A
		Bright Brass	N/A
		Oil Rubbed Bronze	N/A
		Satin Nickel	N/A

Hardware

Trim Set Hardware - Whitmore® / Interior			
	Panels	Finish	Order No.
	2	Antique Brass	N/A
		Bright Brass	N/A
		Oil Rubbed Bronze	N/A
		Satin Nickel	N/A
	4	Antique Brass	N/A
		Bright Brass	N/A
		Oil Rubbed Bronze	N/A
		Satin Nickel	N/A

Trim Set Hardware - Whitmore® / Exterior			
	Panels	Finish	Order No.
	2	Antique Brass	N/A
		Bright Brass	N/A
		Oil Rubbed Bronze	N/A
		Satin Nickel	N/A
	4	Antique Brass	N/A
		Bright Brass	N/A
		Oil Rubbed Bronze	N/A
		Satin Nickel	N/A

Handle - Whitmore® Ref. No. 1 & 2 page 55			
Note: Handles are sold assembled with escutcheon plates.	Finish	Left Interior/ Right Exterior	Right Interior/ Left Exterior
	Antique Brass	N/A	N/A
	Bright Brass	N/A	N/A
	Oil Rubbed Bronze	N/A	N/A
	Satin Nickel	N/A	N/A

Thumb Latch / Latch Lever - Whitmore® / Interior Lock Ref. No. 4 page 55		
Note: Ships with fasteners. See Latch Lever Replacement Video .	Finish	Order No.
	Antique Brass	N/A
	Bright Brass	N/A
	Oil Rubbed Bronze	N/A
	Satin Nickel	N/A

Screw Package - Trim Set / Whitmore®	
Note: Screw package is included in the shared hardware section page 67 .	

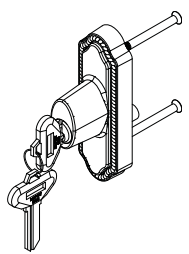
Lock Assembly with Keys - Whitmore® / Exterior

Note:

Keyed Alike Assembly must be ordered in quantities of two (2) or more.

Lock assemblies will have two (2) cut keys and two (2) 2 1/4" bolts [page 67](#).

See [Accessory Guide 0005196](#). See [Installation Video](#).

	Finish	Lock Assembly		Keyed Alike Assembly	
		Left	Right	Left	Right
	Antique Brass	N/A	N/A	N/A	N/A
	Bright Brass	N/A	N/A	N/A	N/A
	Oil Rubbed Bronze	N/A	N/A	N/A	N/A
	Satin Nickel	N/A	N/A	N/A	N/A

Lock Assembly with Keys - Whitmore® / Exterior/ Keyed Alike Right-Hand and Left-Hand

Note:

Contains 1 right hand and 1 left hand assembly

Finish	Order No.
Antique Brass	N/A
Bright Brass	N/A
Oil Rubbed Bronze	N/A
Satin Nickel	N/A

Key Cylinder - Whitmore®

Note:

Whitmore® lock assembly uses a 6 pin replacement cylinder are found on [page 67](#).

Bolt Package - Whitmore® / Exterior Lock

Note:

Bolt package is included in the shared lock parts section [page 67](#).

Lock Housing - Whitmore® / Exterior

Note:

Replace with complete exterior lock assembly.

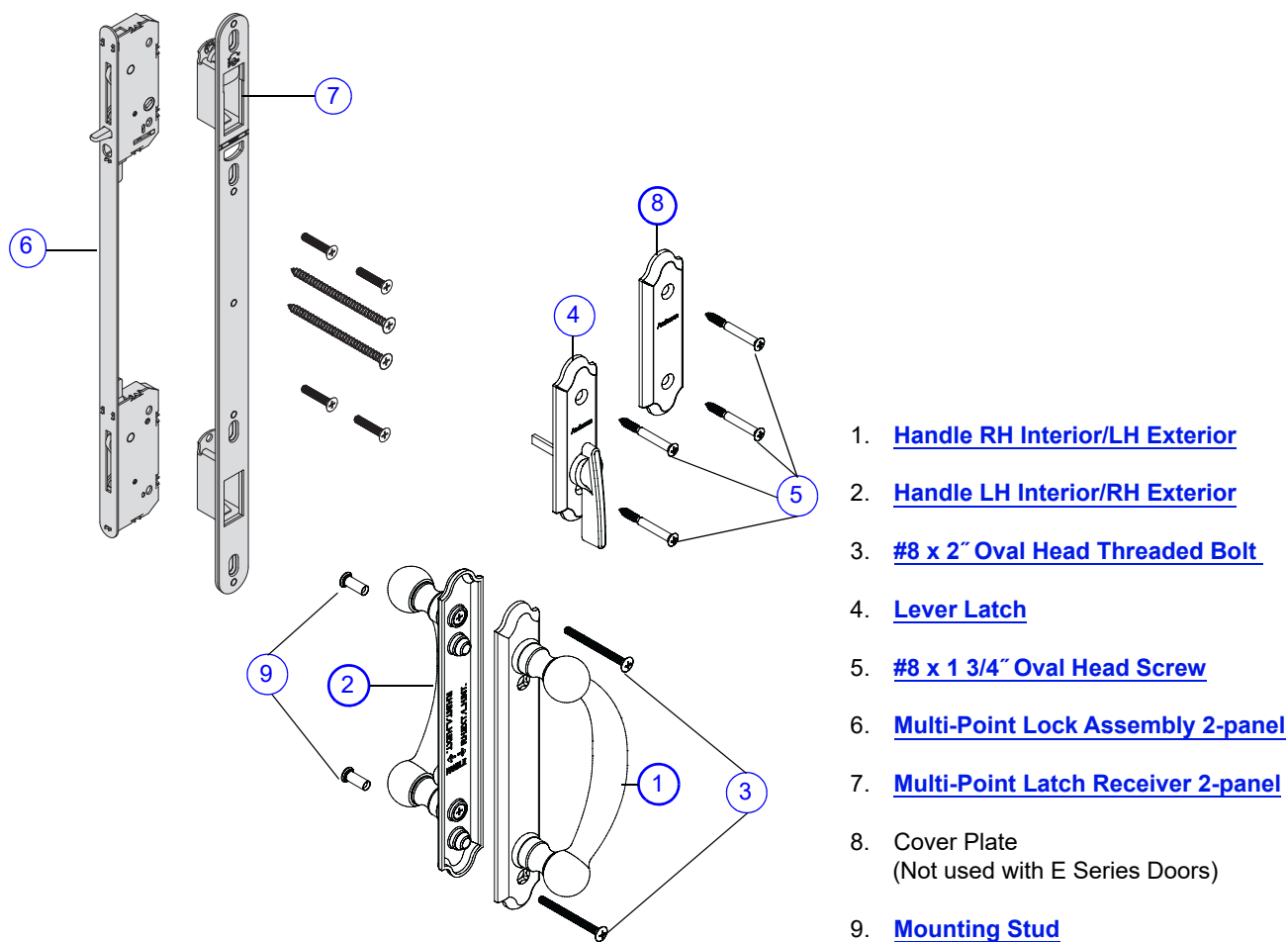
Finish	Order No.
Antique Brass	N/A
Bright Brass	N/A
Oil Rubbed Bronze	N/A
Satin Nickel	N/A

Hardware

Hardware - Encino®

Note:

See [Accessory Guide 0005414](#). [Multi-point lock/latch receiver](#) and fasteners not included in trim set and will ship with panel. Consider ordering a new reachout lock/latch receiver kit when replacing your trim set.



Encino® Gliding Patio Door Hardware - 2-Panel Trim Set

Trim Set Hardware - Encino® / Interior and Exterior

	Panels	Finish	Order No.
	2	Distressed Bronze	2565553
		Distressed Nickel	2565555
	4	Distressed Bronze	2565554
		Distressed Nickel	2565556

Trim Set Hardware - Encino® / Interior			
	Panels	Finish	Order No.
	2	Distressed Bronze	2562113
		Distressed Nickel	2562117
	4	Distressed Bronze	2562104
Distressed Nickel		2562108	
Trim Set Hardware - Encino® / Exterior			
	Panels	Finish	Order No.
	2	Distressed Bronze	2562058
		Distressed Nickel	2562062
	4	Distressed Bronze	2562059
Distressed Nickel		2562063	
Handle - Encino® Ref. No. 1 & 2 page 58			
Note: Handles are sold assembled with escutcheon plates.	Finish	Left Interior/ Right Exterior	Right Interior/ Left Exterior
	Distressed Bronze	2573161	2573162
	Distressed Nickel	2573163	2573164
Thumb Latch / Latch Lever - Encino® / Interior Lock Ref. No. 4 page 58			
Note: Ships with fasteners. See Latch Lever Replacement Video .	Finish	Order No.	
	Distressed Bronze	2573169	
	Distressed Nickel	2573170	
Screw Package - Trim Set / Encino®			
Note: Screw package is included in the shared hardware section page 67 .			

Hardware

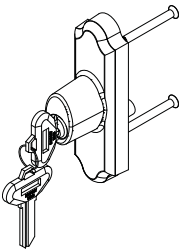
Lock Assembly with Keys - Encino®

Note:

Keyed Alike Assembly must be ordered in quantities of two (2) or more.

Lock assemblies will have two (2) cut keys and two (2) 2 1/4" bolts [page 67](#).

See [Accessory Guide 0005196](#). See [Installation Video](#).

	Finish	Lock Assembly		Keyed Alike Assembly	
		Left	Right	Left	Right
	Distressed Bronze	2573189	2573086	9056182	9056184
	Distressed Nickel	2573190	2573087	9056183	9056185

Lock Assembly with Keys - Encino® / Exterior / Keyed Alike Right Hand and Left Hand

Note:

Contains 1 right hand and 1 left hand assembly

Finish	Order No.
Distressed Bronze	9056216
Distressed Nickel	9056217

Key Cylinder - Encino®

Note:

Encino® lock assembly uses a 6 pin replacement cylinder are found on [page 67](#).

Bolt Package - Encino® / Exterior Lock

Note:

Bolt package is included in the shared lock parts section [page 67](#).

Lock Housing - Encino® / Exterior

Note:

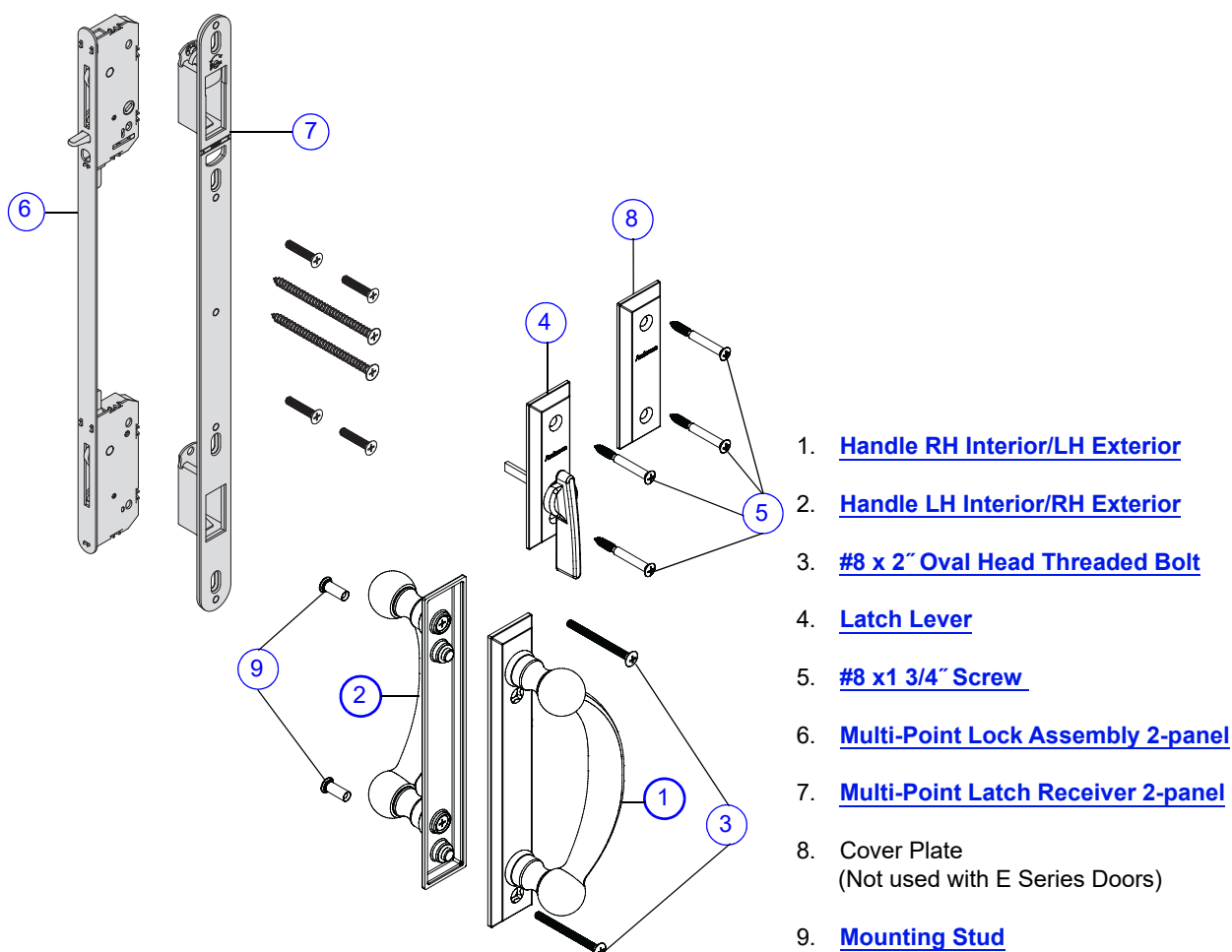
Replace with complete exterior lock assembly.

Finish	Order No.
Distressed Bronze	N/A
Distressed Nickel	N/A

Hardware - Yuma®

Note:

See [Accessory Guide 0005414](#). [Multi-point lock/latch receiver](#) and fasteners not included in trim set and will ship with panel. Consider ordering a new reachout lock/latch receiver kit when replacing your trim set.



Yuma® Gliding Patio Door Hardware - 2-Panel Trim Set

Trim Set Hardware - Yuma® / Interior and Exterior

	Panels	Finish	Order No.
	2	Distressed Bronze	2565557
		Distressed Nickel	2565559
	4	Distressed Bronze	2565558
		Distressed Nickel	2565560

Hardware

Trim Set Hardware - Yuma® / Interior See Illustration page 61			
	Panels	Finish	Order No.
	2	Distressed Bronze	2562115
		Distressed Nickel	2562119
	4	Distressed Bronze	2562106
Distressed Nickel		2562110	
Trim Set Hardware - Yuma® / Exterior See Illustration page 61			
	Panels	Finish	Order No.
	2	Distressed Bronze	2562060
		Distressed Nickel	2562064
	4	Distressed Bronze	2562061
Distressed Nickel		2562065	
Handle - Yuma® Ref. No. 1 & 2 page 61			
Note: Handles are sold assembled with escutcheon plates.	Finish	Left Interior/ Right Exterior	Right Interior/ Left Exterior
	Distressed Bronze	2573165	2573166
	Distressed Nickel	2573167	2573168
Thumb Latch / Latch Lever - Yuma® / Interior Lock Ref. No. 4 page 61			
Note: Ships with fasteners. See Latch Lever Replacement Video .	Finish	Order No.	
	Distressed Bronze	2573171	
	Distressed Nickel	2573172	
Screw Package - Trim Set / Yuma®			
Note: Screw package is included in the shared hardware section page 67 .			

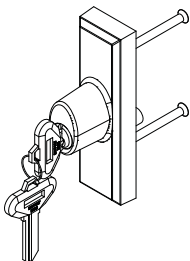
Lock Assembly with Keys - Yuma®

Note:

Keyed Alike Assembly must be ordered in quantities of two (2) or more.

Lock assemblies will have two (2) cut keys and two (2) 2 1/4" bolts [page 67](#).

See [Accessory Guide 0005196](#). See [Installation Video](#).

	Finish	Lock Assembly		Keyed Alike Assembly	
		Left	Right	Left	Right
	Distressed Bronze	2573193	2573088	9056188	9056186
	Distressed Nickel	2573194	2573089	9056189	9056187

Lock Assembly with Keys - Yuma® / Exterior/ Keyed Alike Right-Hand and Left-Hand

Note:

Contains 1 right hand and 1 left hand assembly

Finish	Order No.
Distressed Bronze	9056218
Distressed Nickel	9056219

Key Cylinder - Yuma®

Note:

Yuma® lock assembly uses a 6 pin replacement cylinder are found on [page 67](#).

Bolt Package - Yuma® / Exterior Lock

Note:

Bolt package is included in the shared lock parts section [page 67](#).

Lock Housing - Yuma® / Exterior

Note:

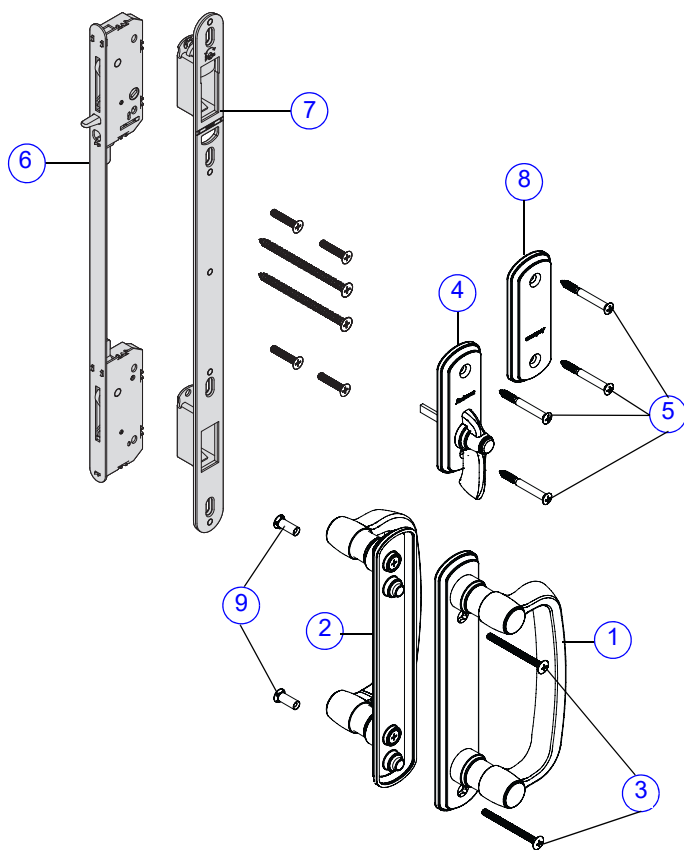
Replace with complete exterior lock assembly.

Finish	Order No.
Distressed Bronze	N/A
Distressed Nickel	N/A

Hardware

Hardware - Albany

Note: See [Accessory Guide 0005414](#). [Multi-point lock/latch receiver](#) and fasteners not included in trim set and will ship with panel. Consider ordering a new reachout lock/latch receiver kit when replacing your trim set.



1. [Handle RH Interior/LH Exterior](#)
2. [Handle LH Interior/RH Exterior](#)
3. [#8 x 2" Oval Head Threaded Bolt](#)
4. [Latch Lever](#)
5. [#8 x1 3/4" Screw](#)
6. [Multi-Point Lock Assembly 2-panel](#)
7. [Multi-Point Latch Receiver 2-panel](#)
8. Cover Plate
(Not used with E Series Doors)
9. [Mounting Stud](#)

Albany Gliding Patio Door Hardware - 2-Panel Trim Set

Trim Set Hardware - Albany / Interior and Exterior

	Panels	Finish	Order No.
	2	White	9007538
		Stone	9007539
		Gold Dust	N/A
		Black	9007541
	4	White	9007542
		Stone	9007543
		Gold Dust	N/A
		Black	9007545

Trim Set Hardware - Albany / Interior			
	Panels	Finish	Order No.
	2	White	9007554
		Stone	9007556
		Gold Dust	N/A
		Black	9007560
	4	White	9007555
		Stone	9007557
		Gold Dust	N/A
		Black	9007561

Trim Set Hardware - Albany / Exterior			
	Panels	Finish	Order No.
	2	White	9007562
		Stone	9007564
		Gold Dust	N/A
		Black	9007568
	4	White	9007563
		Stone	9007565
		Gold Dust	N/A
		Black	9007569

Handle - Albany Ref. No. 1 & 2 page 64			
Note: Handles are sold assembled with escutcheon plates.	Finish	Left Interior/ Right Exterior	Right Interior/ Left Exterior
	White	9018914	9018915
	Stone	9018916	9018917
	Gold Dust	N/A	N/A
	Black	9018920	9018921

Thumb Latch / Latch Lever - Albany / Inside Lock Ref. No. 4 page 64		
Note: Ships with fasteners. See Latch Lever Replacement Video .	Finish	Order No.
	White	9018922
	Stone	9018923
	Gold Dust	N/A
	Black	9018925

Screw Package - Trim Set / Albany
Note: Screw package is included in the shared hardware section page 67 .

Hardware

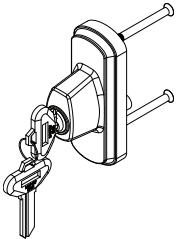
Lock Assembly with Keys - Albany/ Exterior

Note:

Keyed Alike Assembly must be ordered in quantities of two (2) or more.

Lock assemblies will have two (2) cut keys and two (2) 2 1/4" bolts [page 67](#).

See [Accessory Guide 0005196](#). See [Installation Video](#).

	Finish	Lock Assembly		Keyed Alike Assembly	
		Left	Right	Left	Right
	White	9018898	9018902	9056190	9056194
	Stone	9018899	9018903	9056191	9056195
	Gold Dust	N/A	N/A	N/A	N/A
	Black	9018901	9018905	9056193	9056197

Lock Assembly with Keys - Albany / Exterior/ Keyed Alike Right-Hand and Left-Hand

Note:

Contains 1 right hand and 1 left hand assembly

Finish	Order No.
White	9056220
Stone	9056221
Gold Dust	N/A
Black	9056223

Key Cylinder - Albany

Note:

Albany lock assembly uses a 6 pin replacement cylinder are found on [page 67](#).

Bolt Package - Yuma® / Exterior Lock

Note:

Bolt package is included in the shared lock parts section [page 67](#).

Lock Housing - Albany / Exterior

Note:

Replace with complete exterior lock assembly.

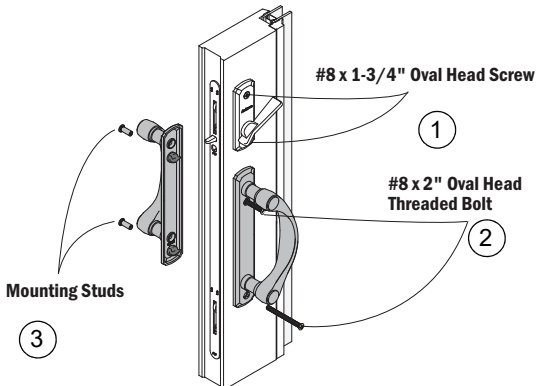
Finish	Order No.
White	N/A
Stone	N/A
Gold Dust	N/A
Black	N/A

Andersen® Shared Trim Set Parts

Screw Package - Trim Set / Newbury®, Anvers®, Covington®, Whitmore®, Yuma®, Encino®, Albany

Note:


Newbury® style shown. See [Accessory Guide 0005414](#) for fastener detail as fastener quantities and sizes are unique for multi-point lock used with E-Series Gliding Doors and some fasteners are not used. See unique [Tribeca® trim set screw package](#).

	Ref. No.	Package includes:	
	1	(8) Screws, #10 -16 x 1 3/4" PH #8 oval head type AB	
	2	(4) Screws, #8 - 32 UNC x 2 PH #10 oval head mach	
	3	(4) Mounting studs (1) Screw, 3" Security (not shown) (2) Screws, Machine (not shown)	
		Finish	Order No.
		Stone (Albany)	9056232
		White (Albany)	9056233
		Antique Brass	2579762
		Bright Brass	2579761
		Polished Chrome Brushed Chrome	N/A
		Satin Nickel	2579391
		Distressed Nickel	2573180
		Oil Rubbed Bronze Distressed Bronze	2579765
		Gold Dust (Albany)	N/A
		Black (Albany)	9019314

Bolt Package - Exterior Lock Housing

Note:

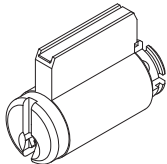
Use for all trim sets but Tribeca®

	Description	Finish	Order No.
	2 1/4" x #10	Polished Chrome	N/A
		Antique Brass	2573550
		Bright Brass	2573541
		Oil Rubbed Bronze	2579947
		Distressed Bronze	
		Brushed Chrome	N/A
		Satin Nickel	2579423
		Distressed Nickel	2573158
		Gold Dust	N/A
		Black	9019316

Hardware

Andersen® Lock Parts


Lock Cylinder with Keys



Brushed Brass



Brushed Chrome



Oil Rubbed Bronze

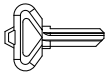
Note:

Lock cylinders are available in three finishes: Brushed Brass, Brushed Chrome and Oil Rubbed Bronze. The column called Cylinder Finish shows the recommended selection for each trim set finish.


Keyed alike assembly only available in quantities of two or more. We cannot match existing keyed alike assemblies.

For multiple doors if adding an additional keyed alike assemblies, all locks must be ordered as keyed alike.

Finish	Cylinder Finish	Single Key	Keyed Alike
Antique Brass	Brushed Brass	2579637	9213876
Black	Oil Rubbed Bronze	2579389	9213877
Bright Brass	Brushed Brass	2579637	9213876
Brushed Chrome	Brushed Chrome	2579641	9213878
Distressed Bronze	Oil Rubbed Bronze	2579389	9213877
Distressed Nickel	Brushed Chrome	2579641	9213878
Gold Dust	Brushed Chrome	2579641	9213878
Oil Rubbed Bronze	Oil Rubbed Bronze	2579389	9213877
Polished Chrome	Brushed Chrome	2579641	9213878
Satin Nickel	Brushed Brass	2579641	9213878
Stone (Albany, Tribeca)	Brushed Chrome	2579641	9213878
White (Albany, Tribeca)	Brushed Chrome	2579641	9213878

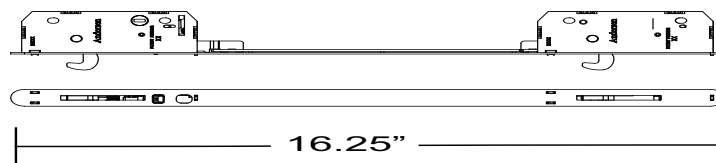
Key - Reachout Lock / Blank		
		Order No.
		2573561

Lock with Screws - Auxiliary Security		
Note: See Service Guide 9139832 . See individual screws/fasteners .		
		Finish
		Order No.
		Stone
		1997220
		White
		1997301
		Polished Chrome
		2565707
		Antique Brass
		2565718
		Bright Brass
		2565710
		Oil Rubbed Bronze
		2579955
		Brushed Chrome
		2579956
		Satin Nickel
		2579426
		Distressed Bronze
		2573187
		Distressed Nickel
		2573188
		Black
		9007625
		Gold Dust
		9007624

Grommet - Auxiliary Security Lock		
		Order No.
		9056272

Lock / Keeper - Multi-Point

Lock - Multi-Point Reachout / 2 Panel - 4 Panel

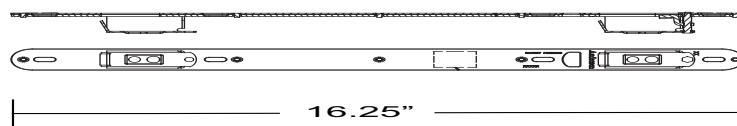
**Note:**

Use on two and four panel doors. See [Accessory Guide 0005414](#) and [Screw Package](#) for fastener detail.

Order No.

9006388

Keeper - Multi-Point Reachout / 2 Panel - 4 Panel

**Note**

Use on two and four panel doors. See [Accessory Guide 0005414](#) and [Screw Package](#) (security screw fastener) and [fasteners](#) (machine screw) for fastener detail as fastener quantities and sizes are unique for multi-point lock.

Order No.

9006389

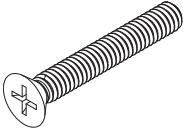
Fasteners**Note:**

Fasteners not shown available by description.


Screw - Security Lock

	Description	Finish	Order No.
		White	1997299
		Brass	2573644
		Antique Brass	2573552
		Chrome	2573643

Screw - Multi Point Lock Receiver / Machine Screw

	Description	Order No.
	#8-32 x 1 1/8" PH FL MACH	9006393

Screw - Multi Point Lock Receiver / 3" Security

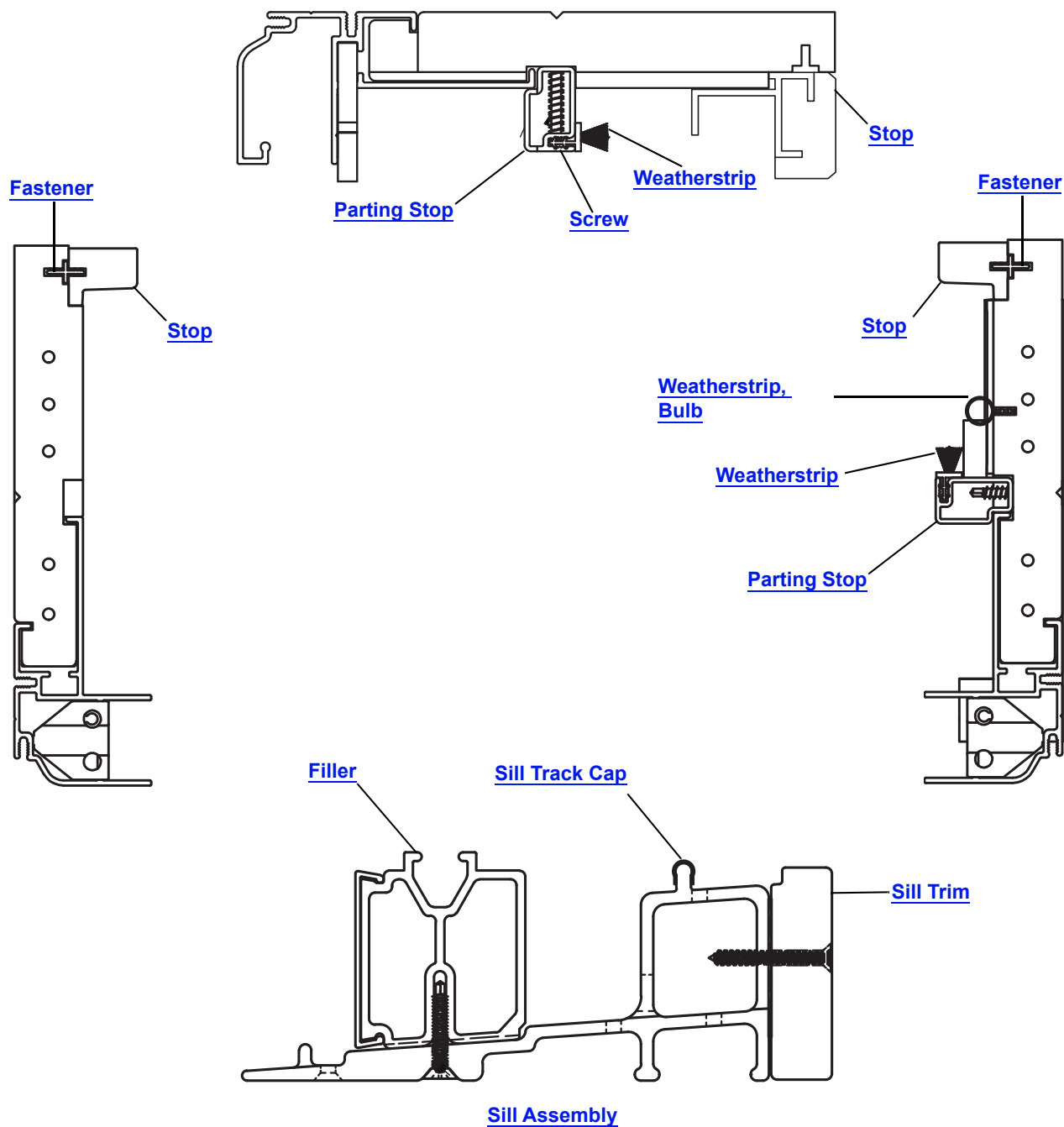
	Description	Order No.
	#10 x 3, PH FL, Wood	By description

Frames

Frame Assembly Graphic

Note:

See latest [product details](#). Some components shown may use current replacement parts.



E-Series Gliding Door Frame Assembly

Frame Only**Note:**

Replacement frame for standard and custom-sized doors is configurable in iQ+.

To order, state:

1. Frame/Unit Size
2. Description of part (Frame)
3. Handing (Stationary, LS, SR, 4-Panel)
4. Type (Rigid vinyl w/integral Vinyl Drip Cap, Rigid vinyl w/receiver for Aluminum Drip Cap, Exterior Trim Instal Flange, No Flange)
5. Exterior color of frame
6. Interior wood species of frame
7. Interior finish/color of frame
8. Quantity
9. Product ID (from product label, see [Service Guide 9051877](#))

Frames

Stops

Stops Ref. [page 72](#)**Note:**

Stops (head, sill, side) are made to order.

* Actual wood is sapele, a non-endangered species of mahogany, grown in Africa, with color and characteristics similar to American mahoganies.

To order, state:

Product ID (from product label, see [Service Guide 9051877](#))

OR

1. Description of Part/Size (Stop)
2. Color/Species/Finish
3. Location/Handing (Head, Sill, Operating Jamb, Stationaray Jamb)
4. Manufacturing Date

Interior species/finish/color options**WOOD SPECIES**

Pine Maple Oak



Cherry Mahogany* Alder



Mixed Grain Douglas Fir Vertical Grain Douglas Fir Hickory



Walnut White Oak

FACTORY-FINISHED INTERIORS

Clear Coat Wheat Autumn Oak



Golden Hickory Honey Cinnamon



Russet Mocha Espresso

PAINTED OPTIONS

White Birch Bark Primed (for paint)



Canvas Sandtone Terratone



Forest Green Dark Bronze Dove Gray



Prairie Grass Red Rock Cocoa Bean



Black

Painted options available with pine and maple only.

Stop - Parting Ref. [page 72](#)

Note:

Replacement parting stop for standard and custom-sized doors is available by description.

To order, state:

1. Frame/Unit Size width/height
2. Description of part (Parting Stop)
3. Type (Head, Side)
4. Exterior color of unit
5. Product ID (from product label, see [Service Guide 9051877](#))

Screw - Parting Stop Ref. [page 72](#)

	Description	Order No.
	#7 X 1 1/4 PFHSMS TYPE AB SS	0027959

Frames

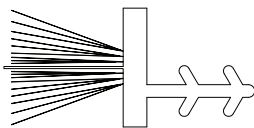
Weatherstrip

Note:

Used on head parting stop and side parting stop.

Weatherstrip - Parting Stop Ref. [page 72](#)**Note:**

Used on head parting stop and side parting stop.


		Color	Size	Order No.
		Black	25' (300")	9174913
		Gray	8'	0614914
		Gray	10'	9103916

Weatherstrip, Bulb - Parting Stop Ref. [page 72](#)**Note:**


Used on side parting stop. Specify the length needed per lineal foot.

		Color	Size	Order No.
		Black	order LF	OBD
			4'	9103917

Weatherstrip - Interlock Plug

		LS	SR
		9152265	9152266

Screw - Weatherstrip Interlock Plug

	Description	Order No.
	#6 X 1"	0003592

Sills**Sill****Note:**


Replacement sills are not sold separately and are only available as part of a complete frame. See iQ+ for latest specifications.

To order a complete frame, state:

1. Frame/Unit width size
2. Description of part (Sill)
3. Handing (RH, LH, 4-Panel)
4. Color (Bronze, Gray)
5. Quantity
6. Product ID (from product label, see [Service Guide 9051877](#))

Cap - Wear / 2/4-Panel Ref. [page 72](#)**Note:**

Cut to size.

		Unit No.	Length	Order No.
		All	108"	0013745

Sill Trim / Oak Ref. [page 72](#)**Note:**

Replacement sill trim is available by description.

To order, state:

1. Frame/Unit width size
2. Description of part (Sill trim)
3. Quantity
4. Product ID (from product label, see [Service Guide 9051877](#))

Screw - Sill Trim / Oak Ref. [page 72](#)

	Description	Order No.
	#7 X 1 1/4 PFHSMS TYPE AB SS	0027959


Filler / Block**Support Filler/Block with Screws - Stationary Ref. [page 72](#)**


		Bronze		Gray	
		76"	96"	76"	96"
		9142639	9142640	9142637	9142638

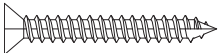
Frames

Frame Parts			
Fastener			
		Size	Order No.
		3"	000CFS3
		6"	000CFS6
		34"	00CFS34
		55"	00CFS55
		96"	00CFS96

Installation Screw Kit			
	Note: See Assembly Guide 9054052 . Kit includes five packets: Packet A: Head & Sill Assembly Packet B: Stationary Panel Assembly Packet C: Coverstrip & Astragal Installation Packet D: Guide Track Assembly Packet E: Screen Astragal / Lock Receiver	Color	Order No.
			9152286

Head Bumper - 2- and 4-Panel			
	Note: 5 x 1 7/8	Color	Order No.
		Gray	9006374

Head Bumper - 3-Panel			
	Note: 7 x 1 7/8	Color	Order No.
		Gray	9152264

Fastener - Head Bumper			
	Note: 10 x 12 1-1/2"	Color	Order No.
		Gray	9002320