What's in This Section

Single Panel, 2-Panel, 3-Panel and 4-Panel . . . . . Page 5

Parts Illustration 5

Parts Illustration - 2-Panel 5
Parts Illustration - 3-Panel 6
Parts Illustration - 4-Panel 7
Color Options Exterior 8
Color / Finish Options Interior 9

Unit Sizes 10

Standard and Custom Door Sizes 10
A Series Product Label 10
Unit Size Chart - Width - Traditional and Contemporary - Single Panel and 2-Panel . 11
Unit Size Chart - Width - Traditional and Contemporary - 3-Panel and 4-Panel 12
Unit Size Chart - Height - Traditional and Contemporary 13
Panel Handing Reference 14

Product History 15

Panel - Operating 16

Operating Panel Graphic - Panel 16
Operating Panel Size Table - Traditional and Contemporary Panel 17
Operating Panel Replacement Options 19
Astragal - Operating / 4-Panel 20
Astragal Parts 20
Trim Piece - Operating Panel 21
Panel Parts - Operating 22

Panel - Stationary 24

Stationary Panel Graphic - Traditional Panel 24
Stationary Panel Size Table - Traditional and Contemporary Panel 25
Stationary Panel Replacement Options 27
Panel Stops - Stationary 28
Filler 29
Panel Parts - Stationary 30
Panel Clips - Stationary/Sidelight/Transom 31
Cartons 31

Shared Panel Parts 32

Glass Stops - Traditional Panel 32
Glass Stops - Contemporary Panel 34
Interlock Set - Operating/Stationary 36
Blinds Between the Glass Components 37

Insect Screens - Gliding 38

Standard Gliding Insect Screen Graphic 38
Cartons 38
Standard Gliding Insect Screens 39
Standard Gliding Insect Screen Parts 40
Rescreening Kits - Standard Gliding Insect Screens 40

Insect Screens - Top Hung 43

Top Hung Gliding Insect Screen Graphic 43
Top Hung Gliding Insect Screens 44
Top Hung Gliding Insect Screens Parts 45
Insect Screens Parts - Use on Multiple Style of Screens 47
Rescreening Kits - Standard Gliding Insect Screen 50

Insect Screen - Retractable 51

Insect Screen Graphic - Single Retractable 2-Panel / Current 51
Retractable Insect Screen *(February 2024 - Present)* *52*
Retractable Insect Screen Parts *(February 2024 - Present)* *53*
Vintage Retractable Insect Screen Parts *(2008- January 2024)* *60*

Grilles 68

Interior Grilles - Standard / Custom - Traditional Panel 68
Interior Grilles - Standard / Custom - Contemporary Panel 69
Interior Grille Parts and Tools 71

Hardware 72

Hardware - Tribeca® 72
Hardware - Anvers® 76
Hardware - Newbury® 79
Hardware - Covington™ 83
Hardware - Whitmore® 86
Hardware - Encino® 89
Hardware - Yuma® 92
Hardware - Albany 95
Hardware - Flush Mount 98
Lock / Keeper - Multi-Point 99
Lock / Keeper - Flush Mount 100
Shared Trim Set Parts 102
Lock Parts - Multi-Point 104
Screw Packages - Unit Assembled 106
Screw Packages - Unit Unassembled 106
Screw Packages - Frame Unassembled 107
Screw Packages - Panel 107
Screw Packages - Astragal 107
Fasteners 108

Frames 109

Frame Assembly Graphic - Stationary 109
Frame Assembly Graphic - 2-Panel and 4-Panel 110

Stops . . . 111
Installation Flanges . . . 116
Installation Kit . . . 116
Sill Parts . . . 117
Filler with Weatherstrip . . . 119
Bracket - 4 Panel . . . 119
Fastener Covers . . . 119
Frame Parts and Hardware . . . 120
Fasteners . . . 123
Extension Jamb Kits . . . 124
Extension Jamb / Wood / Lineal . . . 125
Extension Jambs / Painted / Lineal . . . 126

Joining Components . . . 127

Fiberglass Joining Exploded View . . . 127
Fiberglass Joining Kits . . . 128
Fiberglass Joining Hardware Kits . . . 129
Fiberglass Joining Kit Components . . . 130
Vintage LVL Joining Kit Components . . . 136
Support Mull Kits . . . 140
Mull Cover Kits . . . 141
Universal Drip Cap - Continuous . . . 142

Stormwatch® Protection (Coastal Product) . . . Page 143

Panel - Operating . . . 143

Operating Panel Options . . . 143
Panel Parts - Operating . . . 145

Panels - Stationary . . . 146

Stationary Panel Options . . . 146
Panel Parts - Stationary . . . 147

Shared Panel Parts . . . 149

Glass Stops - Traditional Panel . . . 149
Glass Stops - Contemporary Panel . . . 150

Hardware . . . 152

Screw Packages - Unit / Frame / Panel / Astragal / Stiffener . . . 152

Service Replacement . . . Page 155

Service Replacement Only Parts . . . 155

Service Replacement Only Parts . . . 155
Exterior Grilles - Permanently Applied / Taped . . . 156
Interior Grilles - Permanently Applied / Taped . . . 157
Channel - Sill Drop Nose Kit (Impact Resistant) . . . 159

Single Panel, 2-Panel, 3-Panel and 4-Panel

Parts Illustration

Parts Illustration - 2-Panel

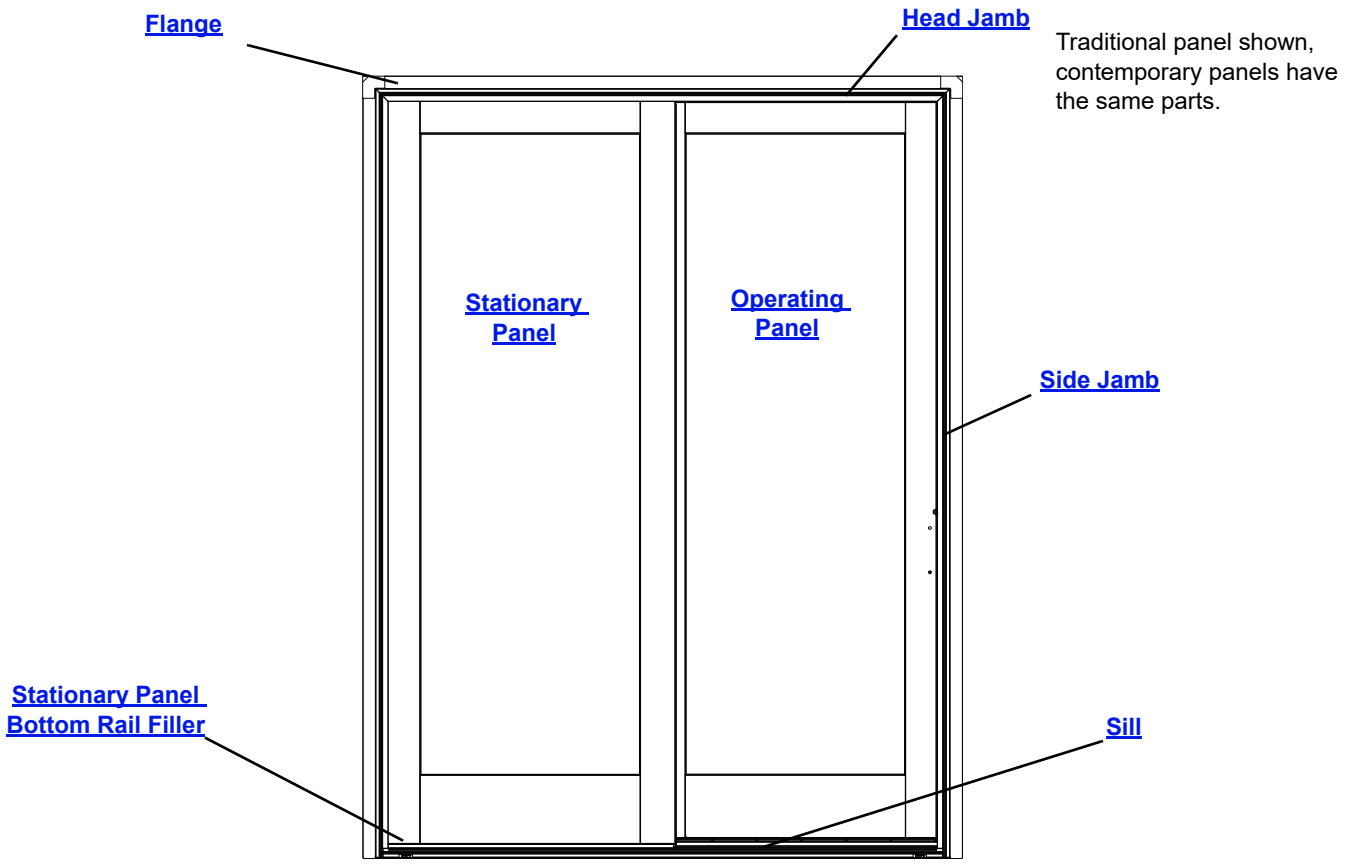

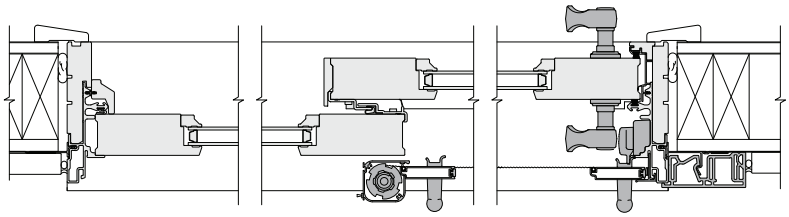

Horizontal Section - 2-Panel (R)

Manufactured 2008 to Present

A-Series Gliding Unit Parts - 2-Panel

Unit viewed from exterior.

Parts Illustration

Parts Illustration - 3-Panel

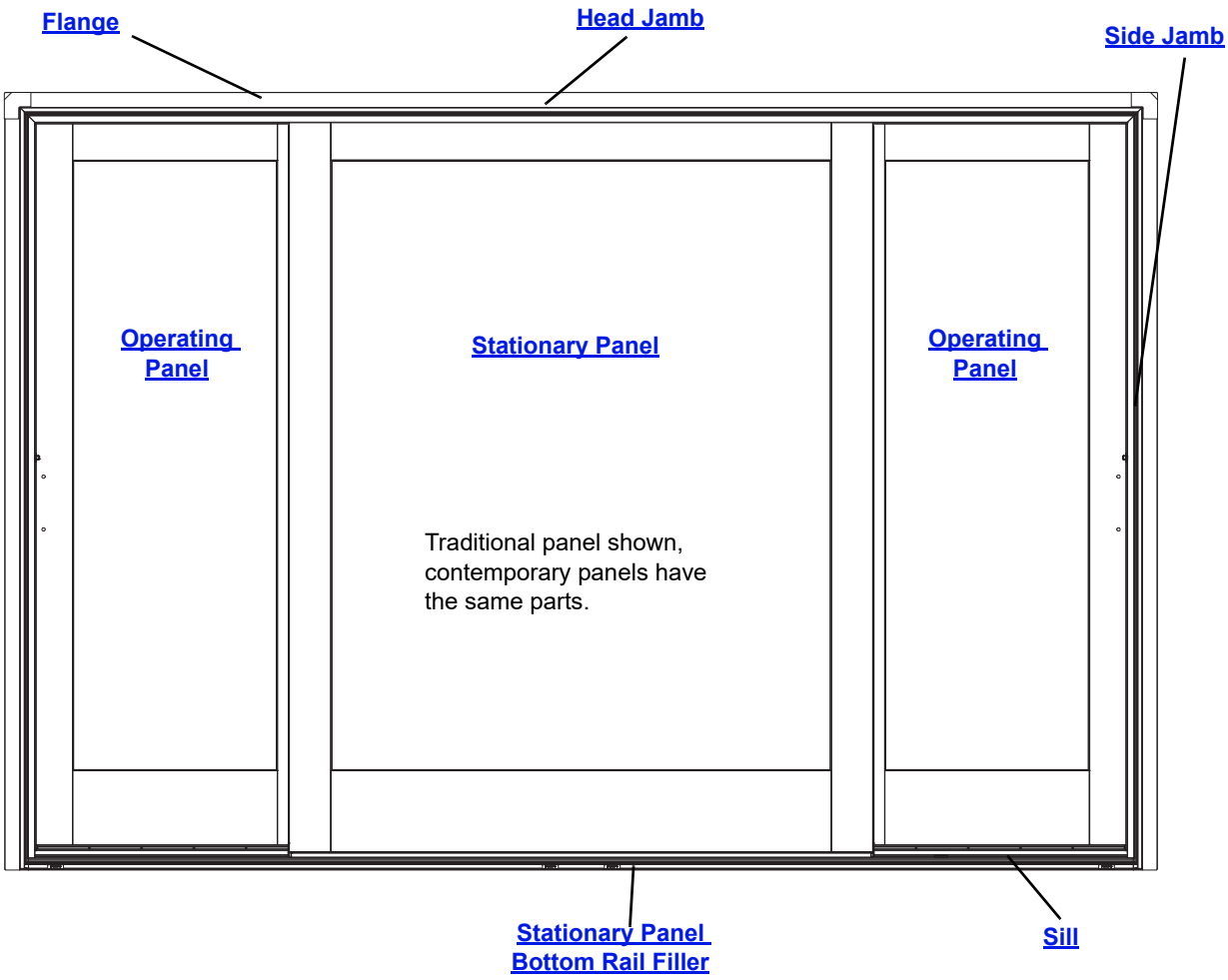

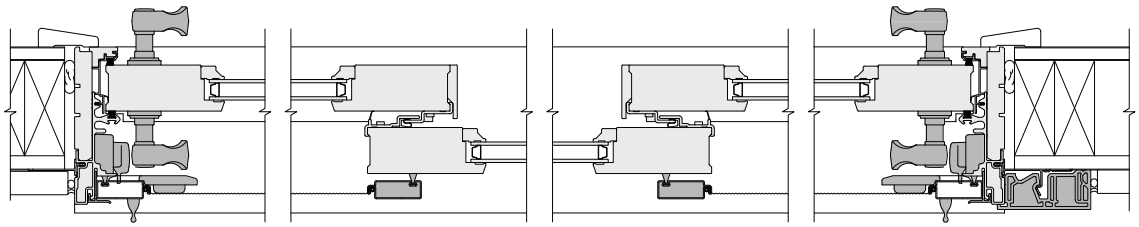

Horizontal Section - 3-Panel

Manufactured 2008 to Present

A-Series Gliding Unit Parts - 3-Panel

Unit viewed from exterior.

Parts Illustration - 4-Panel

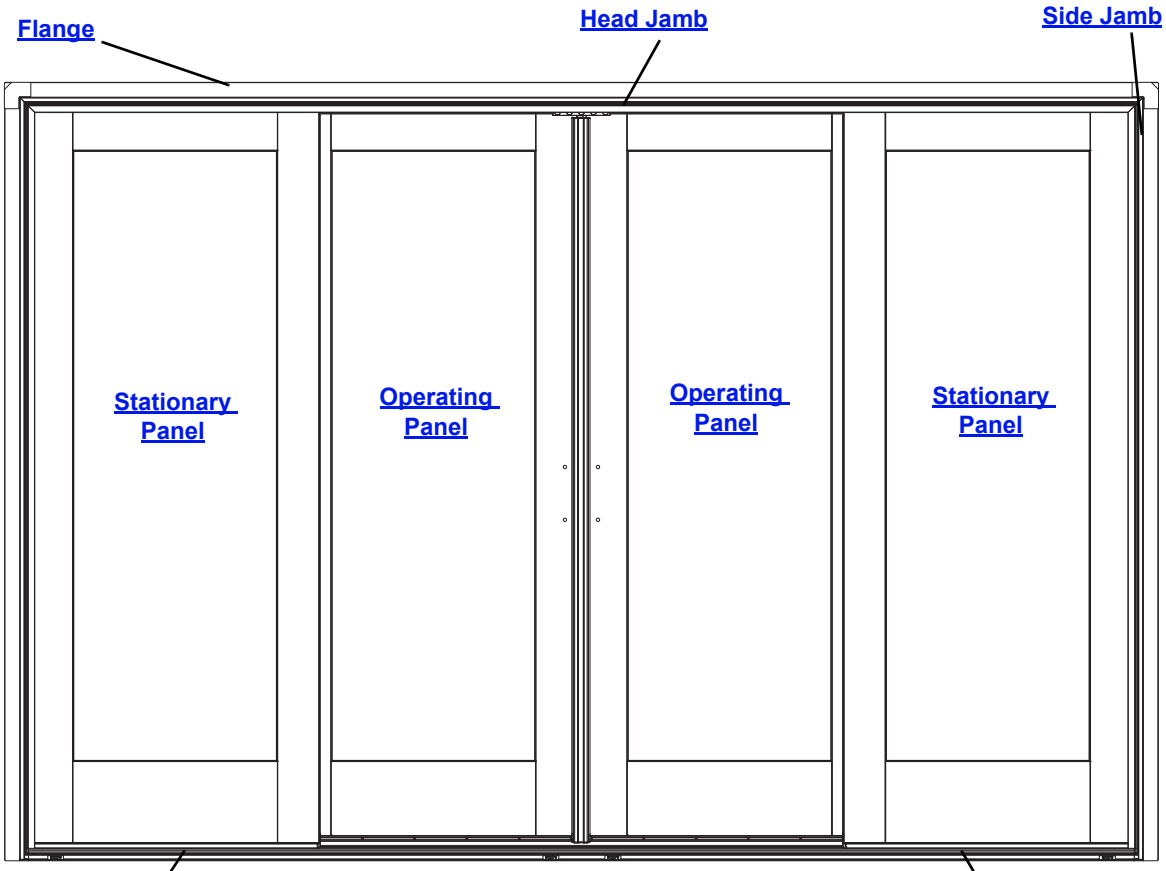

Traditional panel shown, contemporary panels have the same parts.

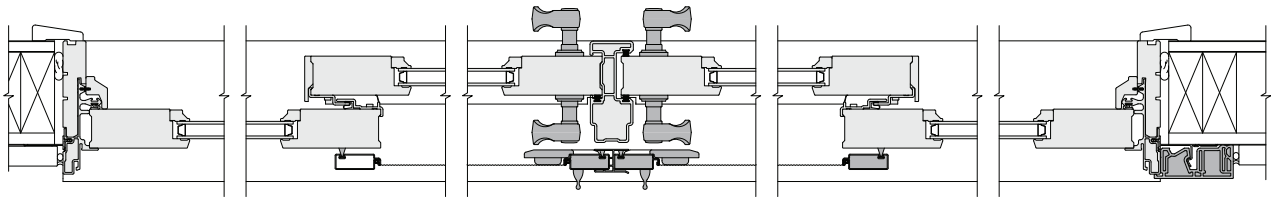

Horizontal Section - 4-Panel

Manufactured 2008 to Present

A-Series Gliding Unit Parts - 4-Panel

Unit viewed from exterior.

Parts Illustration

Color Options Exterior

Note:
Latest Exterior color options.

Color / Finish Options Interior

Note:
See **interior wood species/finish/color options**. See iQ+ for specific configuration options.

Interior Stains

Honey

Natural

Cinnamon

Russet

Mocha

Espresso

Interior Wood Species

Pine

Maple

Vertical Grain Douglas Fir

Oak

Cherry

Mahogany

Interior Colors / Painted & Primed

White

Birch Bark

Primed

Sandtone

Canvas

Terratone

Forest Green

Dove Gray

Prairie Grass

Cocoa Bean

Red Rock

Black

Dark Bronze

Unit Sizes

Standard and Custom Door Sizes

Note:
A-Series Gliding Doors are available in standard sizes (see standard size charts, page 11). Replacement parts for some standard doors can be ordered using the numbers listed in this catalog. Many replacement parts for standard doors are made to order. These items are ordered using the Product ID found on the identification label and a description of the part needed. See **Service Guide 9051877**.
A-Series Gliding Doors are also available in custom sizes in 1/8″ increments between the smallest and the largest standard sizes. Most replacement parts for custom-sized doors are made to order and can be ordered with the Product ID found on the identification label and a description of the part needed. See **Service Guide 9051877**.

A Series Product Label

Note:
Every A-Series Gliding Door will have an identification label containing a unique Product ID. The Product ID on A-Series Gliding Doors will be located at the top of the door frame or on top of the operating panel. See **Service Guide 9051877**.The Product ID may be up to 14 digits long (excluding hyphens), depending on the age of the unit. Replacement parts will also get their own unique Product ID. When ordering replacement parts, providing the Product ID ensures that replacement parts match the specifications.

Unit Size Chart - Width - Traditional and Contemporary - Single Panel and 2-Panel

Note:
Unit Dimension refers to overall outside-to-outside frame. Unobstructed Glass refers to visible glass dimensions. Numbers in parentheses are metric measurements. See **Measuring Visible Glass Video**. See latest **Product Details**.

Door Dimension	2'-8 3/8" (822)	4'-11 1/4" (1505)	4'-11 1/4" (1505)
Minimum Rough Opening	2'-9" (838)	5'-0" (1524)	5'-0" (1524)
Unobstructed Glass (single panel only)	21 1/8" (537)	21 1/8" (537)	21 1/8" (537)

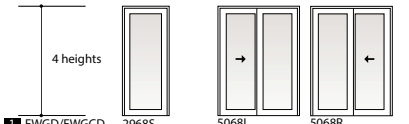

1 FWGD/FWGCD	2968S	5068L	5068R
2 FWGD/FWGCD	29611S	50611L	50611R
3 FWGD/FWGCD	2980S	5080L	5080R
4 FWGD/FWGCD	29100S	50100L	50100R

Door Dimension	3'-2 3/8" (974)	5'-11 1/4" (1810)	5'-11 1/4" (1810)
Minimum Rough Opening	3'-3" (991)	6'-0" (1829)	6'-0" (1829)
Unobstructed Glass (single panel only)	27 1/8" (689)	27 1/8" (689)	27 1/8" (689)

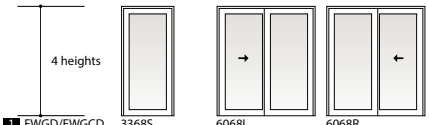

1 FWGD/FWGCD	3368S	6068L	6068R
2 FWGD/FWGCD	33611S	60611L	60611R
3 FWGD/FWGCD	3380S	6080L	6080R
4 FWGD/FWGCD	33100S	60100L	60100R

Door Dimension	3'-8 3/8" (1126)	6'-11 1/4" (2114)	6'-11 1/4" (2114)
Minimum Rough Opening	3'-9" (1067)	7'-0" (2133)	7'-0" (2133)
Unobstructed Glass (single panel only)	33 1/8" (841)	33 1/8" (841)	33 1/8" (841)

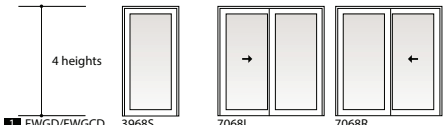

1 FWGD/FWGCD	3968S	7068L	7068R
2 FWGD/FWGCD	39611S	70611L	70611R
3 FWGD/FWGCD	3980S	7080L	7080R
4 FWGD/FWGCD	39100S	70100L	70100R

Door Dimension	4'-2 3/8" (1279)	7'-11 1/4" (2419)	7'-11 1/4" (2419)
Minimum Rough Opening	4'-3" (1295)	8'-0" (2438)	8'-0" (2438)
Unobstructed Glass (single panel only)	39 1/8" (994)	39 1/8" (994)	39 1/8" (994)

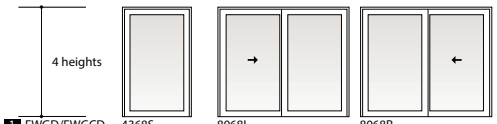

1 FWGD/FWGCD	4368S	8068L	8068R
2 FWGD/FWGCD	43611S	80611L	80611R
3 FWGD/FWGCD	4380S	8080L	8080R
4 FWGD/FWGCD	43100S	80100L	80100R

Manufactured 2008 to Present

A-Series Gliding Unit Sizes - Single and 2-Panel Doors

Unit viewed from exterior.

Unit Sizes

Unit Size Chart - Width - Traditional and Contemporary - 3-Panel and 4-Panel

Note:
Unit Dimension refers to overall outside-to-outside frame. Unobstructed Glass refers to visible glass dimensions. Numbers in parentheses are metric measurements. See **Measuring Visible Glass Video**. See latest **Product Details**.

Exterior views shown.
Arrow indicates
operation of panel.

Door Dimension	9'-9" (2972)	9'-9" (2972)
Minimum Rough Opening	9'-10" (2997)	9'-10" (2997)
Unobstructed Glass (single panel only)	21 1/8" (537) 52" (1321) 21 1/8" (537)	21 1/8" (537)

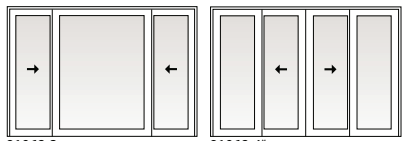

4 heights

1 FWGD/FWGCD
2 FWGD/FWGCD
3 FWGD/FWGCD
4 FWGD/FWGCD

91068-3
910611-3
91080-3
910100-3

91068-4*
910611-4*
91080-4*
910100-4*

Door Dimension	11'-9" (3581)	11'-9" (3581)
Minimum Rough Opening	11'-10" (3606)	11'-10" (3600)
Unobstructed Glass (single panel only)	27 1/8" (689) 64" (1626) 27 1/8" (689)	27 1/8" (689)

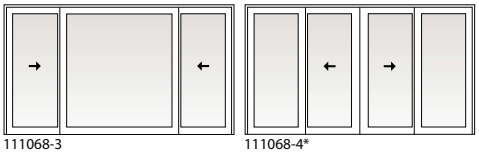

4 heights

1 FWGD/FWGCD
2 FWGD/FWGCD
3 FWGD/FWGCD
4 FWGD/FWGCD

111068-3
1110611-3
111080-3
1110100-3

111068-4*
1110611-4*
111080-4*
1110100-4*

Door Dimension	15'-9" (4801)
Minimum Rough Opening	15'-10" (4826)
Unobstructed Glass (single panel only)	39 1/8" (994)

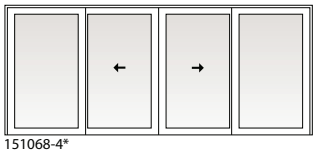

4 heights

1 FWGD/FWGCD
2 FWGD/FWGCD
3 FWGD/FWGCD
4 FWGD/FWGCD

151068-4*
1510611-4*
151080-4*
1510100-4*

4-Panel (SRLS)

Manufactured 2008 to Present

A-Series Gliding Unit Sizes - 3-Panel and 4-Panel Doors

Unit viewed from exterior.

Unit Size Chart - Height - Traditional and Contemporary

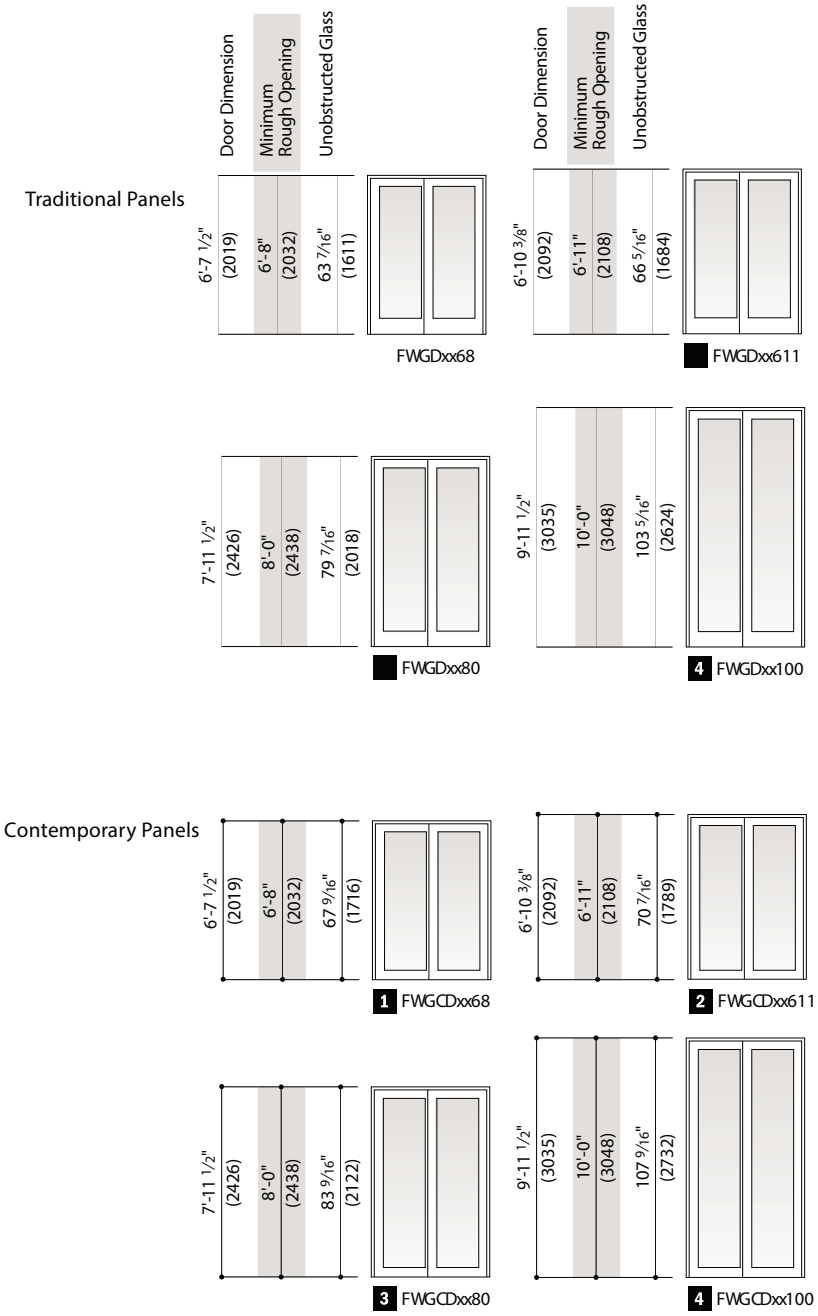

Manufactured 2008 to Present

A-Series Gliding Unit Sizes

Unit Sizes

Panel Handing Reference

As Viewed from the Exterior

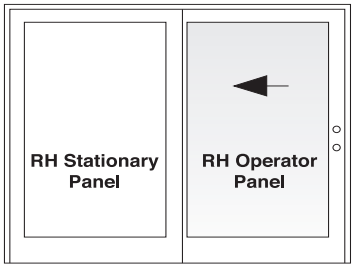

2-Panel Right Hand (SR)

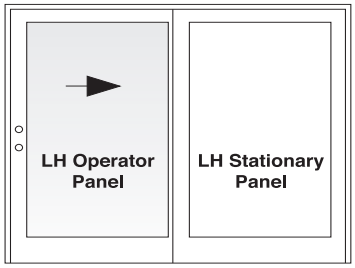

2-Panel Left Hand (LS)



3-Panel (LSR)

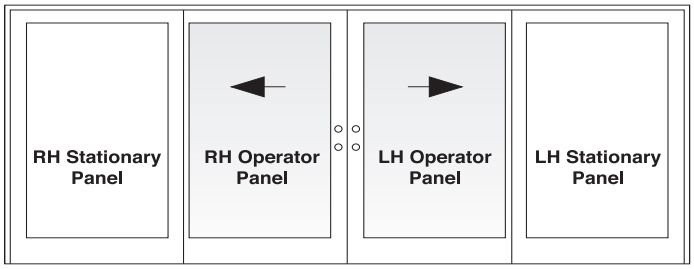

4-Panel (SRLS)

IQ+ Handing

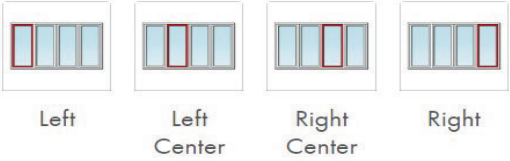

Product History

Product History	
2023	Contemporary panels introduced.
2016	Triple pane glass introduced.
2015	HeatLock™ glass introduced.
2015	10' height introduced.
2008	Gliding Patio Doors introduced.

Panel - Operating

Operating Panel Graphic - Panel

Note:
See latest Product Details. Traditional glass stop and dual pane glass shown.

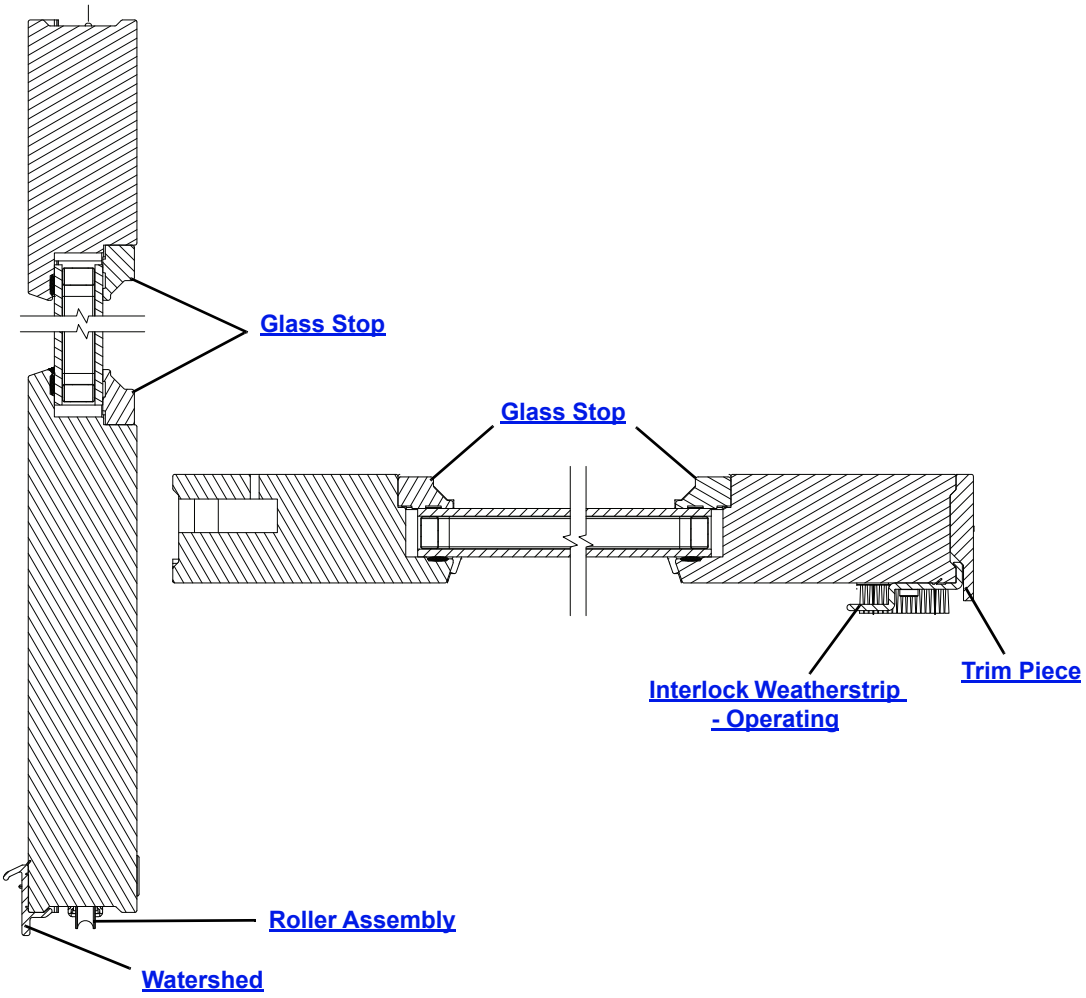

A-Series Gliding Operating Panel Assembly

Panel - Operating

Operating Panel Size Table - Traditional and Contemporary Panel

Size Table - Operating Panel - Traditional

Note:
Operating Panel is measured outside edge to outside edge of frame. 1˝ Finelight™ grille profile is standard.
Unobstructed Glass is dimension from outside edge to outside edge of visible glass only.
Actual Glass is dimension of outside edge to outside edge of glass, including glass that is not visible.

Unit No.	Panel	Unobstructed Glass
FWGD2668	30 × 76 15/32	21 1/8 × 63 7/16
FWGD26611	30 × 79 11/32	21 1/8 × 66 5/16
FWGD2680	30 × 92 15/32	21 1/8 × 79 7/16
FWGD26100	30 × 116 15/32	21 1/8 × 103 5/16
FWGD3068	36 × 76 15/32	27 1/8 × 63 7/16
FWGD30611	36 × 79 11/32	27 1/8 × 66 5/16
FWGD3080	36 × 92 15/32	27 1/8 × 79 7/16
FWGD30100	36 × 116 15/32	27 1/8 × 103 5/16
FWGD3668	42 × 76 15/32	33 1/8 × 63 7/16
FWGD36611	42 × 79 11/32	33 1/8 × 66 5/16
FWGD3680	42 × 92 15/32	33 1/8 × 79 7/16
FWGD36110	42 × 116 15/32	33 1/8 × 103 5/16
FWGD4068	48 × 76 15/32	39 1/8 × 63 7/16
FWGD40611	48 × 79 11/32	39 1/8 × 66 5/16
FWGD4080	48 × 92 15/32	39 1/8 × 79 7/16
FWGD40100	58 × 116 15/32	39 1/8 × 103 5/16

Panel - Operating

Size Table - Operating Panel - Contemporary

Note:
Operating Panel is measured outside edge to outside edge of frame. 1˝ Finelight™ grille profile is standard.
Unobstructed Glass is dimension from outside edge to outside edge of visible glass only.
Actual Glass is dimension of outside edge to outside edge of glass, including glass that is not visible.

Unit No.	Panel	Unobstructed Glass
FWGD2668	30 × 76 15/32	21 1/8 × 67 9/16
FWGD26611	30 × 79 11/32	21 1/8 × 70 7/16
FWGD2680	30 × 92 15/32	21 1/8 × 83 9/16
FWGD26100	30 × 116 15/32	21 1/8 × 107 9/16
FWGD3068	36 × 76 15/32	27 1/8 × 67 9/16
FWGD30611	36 × 79 11/32	27 1/8 × 70 7/16
FWGD3080	36 × 92 15/32	27 1/8 × 83 9/16
FWGD30100	36 × 116 15/32	27 1/8 × 107 9/16
FWGD3668	42 × 76 15/32	33 1/8 × 67 9/16
FWGD36611	42 × 79 11/32	33 1/8 × 70 7/16
FWGD3680	42 × 92 15/32	33 1/8 × 83 9/16
FWGD36110	42 × 116 15/32	33 1/8 × 107 9/16
FWGD4068	48 × 76 15/32	39 1/8 × 67 9/16
FWGD40611	48 × 79 11/32	39 1/8 × 70 7/16
FWGD4080	48 × 92 15/32	39 1/8 × 83 9/16
FWGD40100	48 × 116 15/32	39 1/8 × 107 9/16

Operating Panel Replacement Options

Panel - Operating

Note: Tempered safety glass is standard on patio doors. When replacing gliding door panels it is recommended to also replace the interlock weatherstrip. Replacement panel for standard and custom-sized doors is made to order. Product ID label is located on top edge of operating panel. See iQ+ for additional detail. See Installation Guide 9020095. See Installation Guide 9117015. See Panel Replacement Video. Part numbered panels with Finelight™ grilles, will have 1″ wide grille bars. When ordering as configured, choose grille bar width 1″ or 3/4″.

Low-E4®

Low-E4® SmartSun™

Low-E4® Triple-Pane

Low-E4® SmartSun™ Triple-Pane

Low-E4® Enhanced Triple-Pane

Low-E4® Enhanced Triple Pane HeatLock™

Low-E4® HeatLock™

Low-E4® SmartSun™ Enhanced Triple Pane HeatLock™

Low-E4® SmartSun™ HeatLock™

Low-E4® SmartSun™ Enhanced Triple Pane HeatLock™

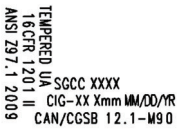

Exterior color options:

White	Canvas	Dove Gray
Terratone	Prairie Grass	Red Rock
Sandtone	Cocoa Bean	Black
Forest Green	Dark Bronze	

Interior wood species/finish/color options:

Pine	Maple	Oak	Mahogany
Douglas Fir	Cherry		
Unfinished	Russet	Espresso	Clear Coat
Honey	Cinnamon	Mocha	
White-Painted	Birch Bark	Primed	Sandtone
Canvas	Terratone	Forest Green	Dove Gray
Prairie Grass	Cocoa Bean	Red Rock	Dark Bronze
Black			

Glass options: (See Logo/Etching Examples):

Low-E4®	**Low-E4® Heat-Lock®**	**Low-E4® Triple-Pane**
Low-E4® SmartSun™	**Low-E4® Smart-Sun™ HeatLock®**	**Low-E4® Smart-Sun™ Triple-Pane**
Low-E4® Passive Sun®	Low-E4® Sun Heat-Lock	**Low-E4® Enhanced Triple-Pane**
Low-E4® Sun	Low-E4® HeatLock® **Tempered**	**Low-E4® Smart-Sun™ Enhanced Triple-Pane**
Low-E4® **Tempered**	Obscure	**Low-E4® Enhanced Triple-Pane Heat-Lock®**
Low-E4® SmartSun™ **Tem-pered**	Cascade	**Low-E4® Smart-Sun™ Enhanced Triple-Pane Heat-Lock®**
Low-E4® Passive	Fern	Low-E4® Sun **Tem-**

To order, state: **Product ID (from product label**, *see* **Service Guide 9051877**. *OR*

1. **Unit or frame size (FWGD XXXX or frame W x H dimensions)**
2. **Description of part (Operating Panel)**
3. **Panel Style (Traditional, Contemporary)**
4. **Handing (Right, Left)**
5. **Exterior color of panel**
6. **Interior wood species of panel**
7. **Interior finish/color of panel**
8. **Stop profile (Traditional, Contemporary)**
9. **Grille profile (Traditional, Contemporary)**
10. **Lock type (Reachout, Flush)**
11. **Watershed color (Gray or Bronze)**
12. **Glazing**

Panel - Operating

Astragal - Operating / 4-Panel

Astragal - Operating / 4-Panel

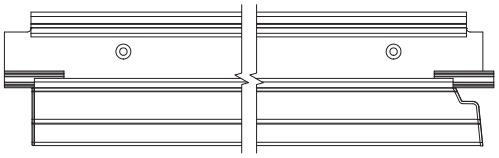

Note:
Astragal ships with weatherstrip, plug, and head and sill caps. The astragal can only be installed on the RH operating panel as shown on the 4-Panel drawing view and cannot be installed on or ordered for the LH operating panel. See 4-Panel handing details page 13. Astragals are made to order. Product ID label is located on top edge of operating panel.

To order, state:

1. Description of part (Astragal with Screws), also specify (Flush mounted or Reachout hardware)

2. Quantity

3. Product ID (from product label, see page 10)

Astragal Parts

Note:
See **Fastener Cover Pack** and **Astragal Screw Package** for additional parts.

Astragal Cap - Sill End

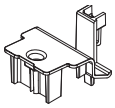

Color	Order No.
White	9019060
Beige	9019066

Astragal Cap - Head End

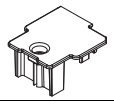

Color	Order No.
White	9019070
Beige	9019076

Astragal End Plug

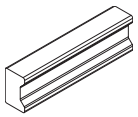

Black
9019081

Astragal End Plug / Flush Mount Lock

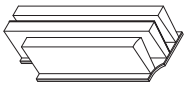

Black
9191555

Panel - Operating

Astragal Weatherstrip - Gray Pile Ref. No. 7 page 110

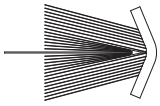

Note:
Use on astragal, operating side jamb and head parting stop.

Length	Order No.
8 ft	9032271
16 ft	9032272

Trim Piece - Operating Panel

Trim Piece - Operating Panel / Meeting Stile / Universal

Note:
Trim pieces for custom-sized doors are made to order. Product ID label is located on top edge of operating panel.
For heights over 95 1/2″ order a custom sized **Reinforcement Bar**.
To order, state:

1. **Description of part Operating Panel Trim Piece)**
2. **Wood Species/Finish/Color**
3. **Quantity**
4. **Product ID (from product label, see page 10)**
5. **Unit Dimension (width x height)**

Trim Piece - Operating Panel / Meeting Stile / Universal Ref No. 6 page 110

Unit No.	Length	Pine	Maple	Oak	White	Primed	Birch Bark	Black
FWGD68	**76** $^{15}/_{32}$	9006305	9006307	9006306	9051183	9051180	9051177	9185603
FWGD611	**79** $^{11}/_{32}$	9006308	9006310	9006309	9051184	9051181	9051178	9185605
FWGD80	**92** $^{15}/_{32}$	9006314	9006316	9006315	9051185	9051182	9051179	9185604

Dust Plug - Operating Panel

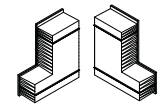

Left	Right
9015164	9015163

Interlock Weathershrip Gray Dust Plug - Head

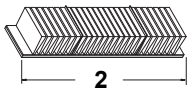

Order No.
9181460

Panel - Operating

Panel Parts - Operating

Tandem Roller with Bracket

Note:
See Roller Replacement Video.

Order No.
9186589

Watershed

Unit No.	Gray	Bronze
26	9006348	9017764
30	9006349	9017765
36	9006350	9017766
40	9006351	9017767

Hole Plug and Sleeve - Operating / Roller

Color	Order No.	Color	Order No.
White	9014683	**Prairie Grass**	9178500
Terratone	9014685	**Cocoa Bean**	9178498
Sandtone	9014684	**Dove Gray**	9178499
Canvas	9046445	**Red Rock**	9178497
Forest Green	9178496	**Dark Bronze**	9178501
Tycote	9014686	**Black**	9129935

Reinforcement Bar - Operating

Note:
Reinforcement bar used on “Coastal” units (DP Upgrade, Impact Resistant) and panel heights greater than 92 $^{15}/_{32}$″ (80).

Stain options: Clear Coat, Honey, Cinnamon, Russet, Mocha and Espresso.

* Pine, Maple and Oak available unfinished or finished (stained). Cherry, Mahogany and Douglas Fir available unfinished.

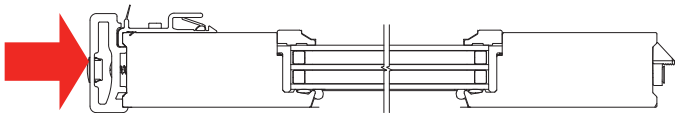

Color	Order No.
White	OBD/Config
Birch Bark	OBD/Config
Primed	OBD/Config
Sandtone	OBD/Config
Canvas	OBD/Config
Dark Bronze	OBD/Config
Black	OBD/Config
Pine*	OBD/Config
Maple*	OBD/Config
Oak*	OBD/Config
Cherry*	OBD/Config
Mahogany*	OBD/Config
Vertical Grain Douglas Fir	OBD/Config

Head Panel Spacers

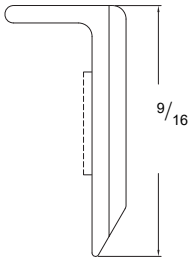

Length	Color	Order No.
4 ft	White	2573888
	Terratone	2653744
	Forest Green	1262840

Panel - Stationary

Stationary Panel Graphic - Traditional Panel

Note:
See latest **Product Details**. Traditional glass stop and dual pane glass shown.

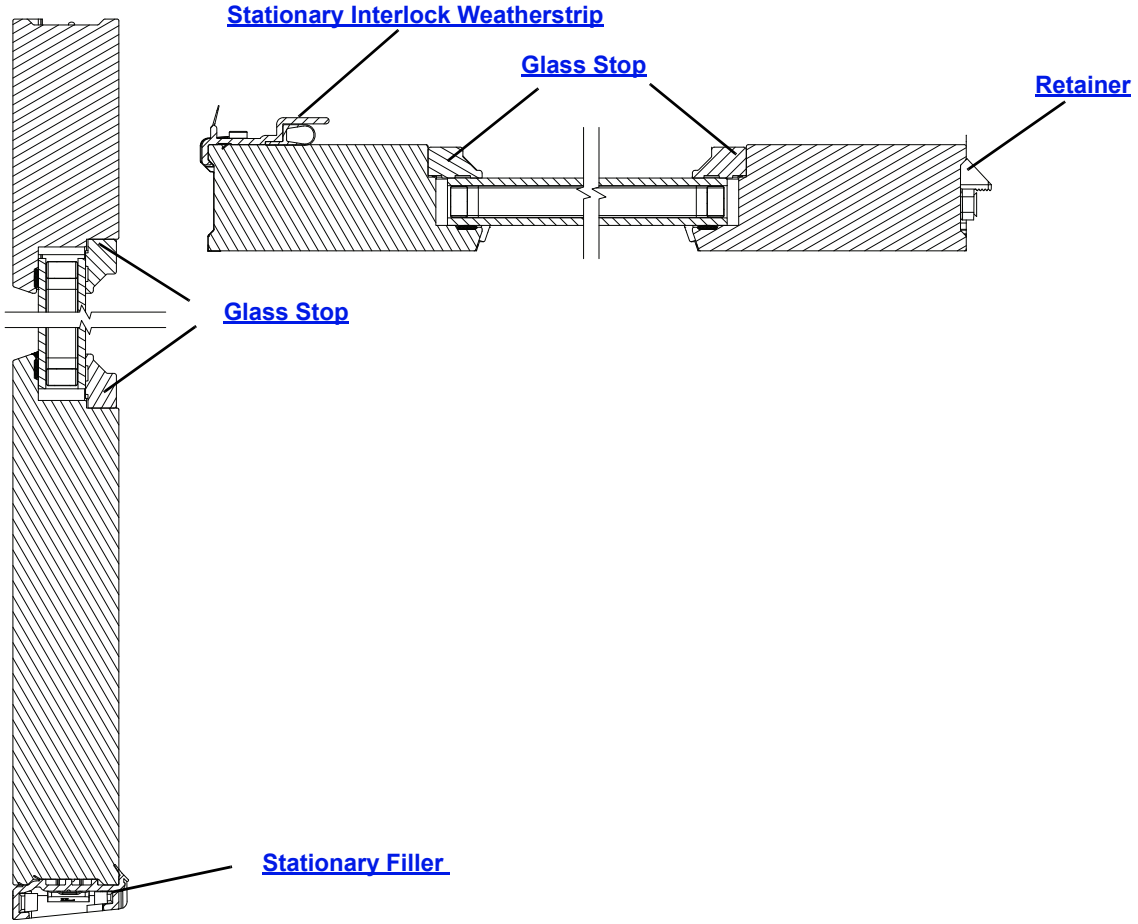

A-Series Gliding Stationary Panel Assembly

Panel - Stationary

Stationary Panel Size Table - Traditional and Contemporary Panel

Size Table - Operating Panel - Traditional

Note:
Stationary Panel is measured outside edge to outside edge of frame.
Unobstructed Glass is dimension from outside edge to outside edge of visible glass only.
Actual Glass is dimension of outside edge to outside edge of glass, including glass that is not visible.

Unit No.	Panel (w x h)	Unobstructed Glass (w x h)
FWGD2668	30 × 76 15/32	21 1/8 × 63 7/16
FWGD26611	30 × 79 11/32	21 1/8 × 66 5/16
FWGD2680	30 × 92 15/32	21 1/8 × 79 7/16
FWGD26100	30 × 116 15/32	21 1/8 × 103 5/16
FWGD3068	36 × 76 15/32	27 1/8 × 63 7/16
FWGD30611	36 × 79 11/32	27 1/8 × 66 5/16
FWGD3080	36 × 92 15/32	27 1/8 × 79 7/16
FWGD30100	36 × 116 15/32	27 1/8 × 103 5/16
FWGD3668	42 × 76 15/32	33 1/8 × 63 7/16
FWGD36611	42 × 79 11/32	33 1/8 × 66 5/16
FWGD3680	42 × 92 15/32	33 1/8 × 79 7/16
FWGD36110	42 × 116 15/32	33 1/8 × 103 5/16
FWGD4068	48 × 76 15/32	39 1/8 × 63 7/16
FWGD40611	48 × 79 11/32	39 1/8 × 66 5/16
FWGD4080	48 × 92 15/32	39 1/8 × 79 7/16
FWGD40100	48 × 116 15/32	39 1/8 × 103 5/16

Panel - Stationary

Size Table - Operating Panel - Contempoary		
Note: Stationary Panel is measured outside edge to outside edge of frame. Unobstructed Glass is dimension from outside edge to outside edge of visible glass only. Actual Glass is dimension of outside edge to outside edge of glass, including glass that is not visible.		
Unit No.	**Panel (w x h)**	**Unobstructed Glass (w x h)**
FWGD2668	30 × 76 15/32	21 1/8 × 67 9/16
FWGD26611	30 × 79 11/32	21 1/8 × 70 7/16
FWGD2680	30 × 92 15/32	21 1/8 × 83 9/16
FWGD26100	30 × 116 15/32	21 1/8 × 107 9/16
FWGD3068	36 × 76 15/32	27 1/8 × 67 9/16
FWGD30611	36 × 79 11/32	27 1/8 × 70 7/16
FWGD3080	36 × 92 15/32	27 1/8 × 83 9/16
FWGD30100	36 × 116 15/32	27 1/8 × 107 9/16
FWGD3668	42 × 76 15/32	33 1/8 × 67 9/16
FWGD36611	42 × 79 11/32	33 1/8 × 70 7/16
FWGD3680	42 × 92 15/32	33 1/8 × 83 9/16
FWGD36110	42 × 116 15/32	33 1/8 × 107 9/16
FWGD4068	48 × 76 15/32	39 1/8 × 67 9/16
FWGD40611	48 × 79 11/32	39 1/8 × 70 7/16
FWGD4080	48 × 92 15/32	39 1/8 × 83 9/16
FWGD40100	48 × 116 15/32	39 1/8 × 107 9/16

Stationary Panel Replacement Options

Panel - Stationary

Note:Tempered safety glass is standard on patio doors. When replacing gliding door panels it is recommended to also replace the interlock weatherstrip. Replacement panel for standard and custom-sized doors is made to order. Product ID label is located on top edge of operating panel. See iQ+ for additional detail. Order accessory hardware pack when replacing single stationary panel. See Installation Guide 9020095. See Installation Guide 9117015. See Panel Replacement Video.

Low-E4®

Low-E4® SmartSun™

Low-E4® Triple-Pane

Low-E4® SmartSun™ Triple-Pane

Low-E4® Enhanced Triple-Pane

Low-E4® Enhanced Triple Pane HeatLock™

Low-E4® HeatLock™

Low-E4® SmartSun™ Enhanced Triple Pane HeatLock™

Low-E4® SmartSun™ HeatLock™

Low-E4® SmartSun™ Enhanced Triple Pane HeatLock™

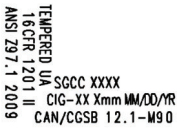

Exterior color options:

White	Canvas	Dove Gray
Terratone	Prairie Grass	Red Rock
Sandtone	Cocoa Bean	Black
Forest Green	Dark Bronze	

Interior wood species/finish/color options:

Pine	Maple	Oak	Mahogany
Douglas Fir	Cherry		
Unfinished	Russet	Espresso	Clear Coat
Honey	Cinnamon	Mocha	
White-Painted	Birch Bark	Primed	Sandtone
Canvas	Terratone	Forest Green	Dove Gray
Prairie Grass	Cocoa Bean	Red Rock	Dark Bronze
Black			

Glass options: (See Logo/Etching Examples):

Low-E4®	**Low-E4® HeatLock®**	**Low-E4® Triple-Pane**
Low-E4® SmartSun™	**Low-E4® Smart-Sun™ HeatLock®**	**Low-E4® Smart-Sun™ Triple-Pane**
Low-E4® Passive Sun®	Low-E4® Sun Heat-Loc®k	**Low-E4® Enhanced Triple-Pane**
Low-E4® Sun	Low-E4® HeatLock **Tempered**	**Low-E4® Smart-Sun™ Enhanced Tri-ple-Pane**
Low-E4® **Tempered**	Obscure	**Low-E4® Enhanced Triple-Pane Heat-Lock®**
Low-E4®SmartSun™ **Tempered**	Low-E4® Sun **Tempered**	**Low-E4® Smart-Sun™ Enhanced Tri-ple-Pane HeatLock®**

To order, state:

Product ID (from product label, see Service Guide 9051877)

OR

1. **Unit or frame size (FWGD XXXX or frame W x H dimensions)**
2. **Description of part (Stationary Panel)**
3. **Panel Style (Traditional, Contemporary)**
4. **Handing (Right, Left)**
5. **Exterior color of panel**
6. **Interior wood species of panel**
7. **Interior finish/color of panel**
8. **Stop profile (Traditional, Contemporary)**
9. **Grille profile (Traditional, Contemporary)**
10. **Lock type (Reachout, Flush)**
11. **Glazing**

Part numbered panels with Finelight™ grilles, will have 1″ wide grille bars. When ordering as configured, choose grille bar width 1″ or 3/4″.

Panel - Stationary

Panel Stops - Stationary

Panel Stop - Head

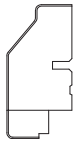

Unit No.	Length	Pine	Maple	Oak	White	Primed	Birch Bark	Black
FWGD29	**30** 9/32	9008075	9008101	9008088	9051143	9051139	9051135	9185616
FWGD33	**36** 9/32	9008076	9008102	9008089	9051144	9051140	9051136	9185619
FWGD39	**42** 9/32	9008077	9008103	9008090	9051145	9051141	9051137	9185620
FWGD43	**48** 9/32	9008078	9008104	9008091	9051146	9051142	9051138	9185622

Panel Stop - Side

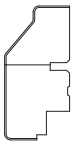

Unit No.	Length	Pine		Maple		Oak	
		Left	Right	Left	Right	Left	Right
FWGD68	**77** 1/2	9003503	9003507	9003539	9003543	9003521	9003525
FWGD611	**80** 3/8	9003504	9003508	9003540	9003544	9003522	9003526
FWGD80	**93** 1/2	9003506	9003510	9003542	9003546	9003524	9003528
FWGD100	**117** 1/2	9132265	9132258	9132267	9132260	9132266	9132259

Panel Stop - Side *(Continued)*

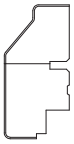

Unit No.	Length	Painted							
		White		Primed		Birch Bark		Black	
		Left	Right	Left	Right	Left	Right	Left	Right
FWGD68	**77** 1/2	9051033	9051042	9051030	9051039	9051027	9051036	9185627	9185631
FWGD611	**80** 3/8	9051034	9051043	9051031	9051040	9051028	9051037	9185630	9185634
FWGD80	**93** 1/2	9051035	9051044	9051032	9051041	9051029	9051038	9185628	9185632
FWGD100	**117** 1/2								

Filler

Filler - Stationary Panel / Bottom Rail *(October 2010 to Present)*

Note:
Handed as unit is handed.

Unit No.	Length	Left		Unit No.	Length	Right	
		Gray	Bronze			Gray	Bronze
FWGD26	29 13/16	9033818	9033828	**FWGD26**	29 13/16	9033814	9033824
FWGD30	35 13/16	9033819	9033829	**FWGD30**	35 13/16	9033815	9033825
FWGD36	41 13/16	9033820	9033830	**FWGD36**	41 13/16	9033816	9033826
FWGD40	47 13/16	9033821	9033831	**FWGD40**	47 13/16	9033817	9033827

Filler - Stationary Panel / Bottom Rail / Center *(October 2010 to Present)*

Unit No.	Length	Gray	Bronze
FWGD51	60 15/32	9033822	9033832
FWGD61	72 15/32	9033823	9033833

Filler - Stationary Panel / Bottom Rail *(Vintage, 2008 to October 2010)*

Note:
Handed as unit is handed.

Unit No.	Length	Left		Unit No.	Length	Right	
		Gray	Bronze			Gray	Bronze
FWGD26	29 13/16	9006343	9017776	**FWGD26**	29 13/16	9006339	9017780
FWGD30	35 13/16	9006344	9017777	**FWGD30**	35 13/16	9006340	9017781
FWGD36	41 13/16	9006345	9017778	**FWGD36**	41 13/16	9006341	9017782
FWGD40	47 13/16	9006346	9017779	**FWGD40**	47 13/16	9006342	9017783

Filler - Stationary Panel / Bottom Rail / Center *(Vintage, 2008 to October 2010)*

Unit No.	Length	Gray	Bronze
FWGD51	60 15/32	N/A	N/A
FWGD61	72 15/32	N/A	N/A

End Cap - Bottom Rail Filler

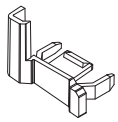

Color	Left	Right
Black	9017774	9017775
Gray	9006369	9006368

Panel - Stationary

Panel Parts - Stationary

Reinforcement Bar- Stationary

Note:
Reinforcement bar used on “Coastal” units (DP Upgrade, Impact Resistant) and panel heights greater than 92 $^{15}/_{32}$″ (80). Fasteners sold seperately order **Screw Package**.

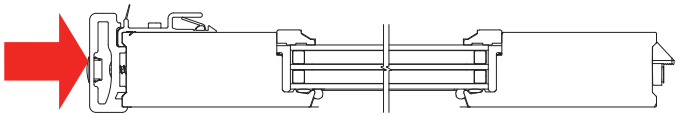

	White	Order No.
	Terratone	OBD/Config
	Sandtone	
	Canvas	
	Forest Green	
	Canvas	
	Forest Green	
	Prairie Grass	
	Cocoa Bean	
	Dove Gray	
	Red Rock	
	Dark Bronze	
	Black	

Side Retainer - Stationary

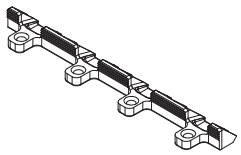

Note:
Secures to stat panel and side jamb. See **fastener**.

Order No.
9015162

Head Retainer - Stationary

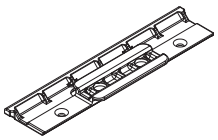

Note:
Snaps in place with stationary head bracket, see **page 121**.

Order No.
9006384

Security Bracket *(October 2010 to Present)*

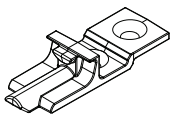

Order No.
9033834

Panel - Stationary

Security Bracket *(Vintage, 2008 to October 2010)*		
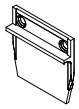		**Order No.**
		9006373

Dust Pad - Security Bracket *(October 2010 to Present)*		
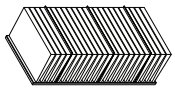		**Order No.**
		9181461

Dust Pad - Security Bracket *(Vintage, 2008 to October 2010)*		
		Order No.
		9015165

Panel Clips - Stationary/Sidelight/Transom

Hardware Package / Stationary/Sidelight/Transom Panel Clips

Note:
See **Instruction Guide 9020090**.

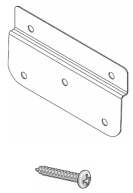	**Hardware Kit Includes:** (21) Clips (84) Fasteners	**Order No.**
		9020154

Cartons

Cartons / Panel

	Unit No.	**Order No.**
	FWGD3668	9068117
	FWGD36611	9068118
	FWGD3680	9068119

Shared Panel Parts

Shared Panel Parts

Glass Stops - Traditional Panel

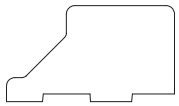

Note:
Rail and stile glass stops for **custom-sized** doors are made to order. Product ID label is located on top edge of operating panel.

To order, state:

1. **Description of Part (Glass Stop, Rail or Stile)**
2. **Type (Traditional, Contemporary)**
3. **Wood Species/Finish/Color**
4. **Glass Type**
5. **Unit Dimension (Width x Height)**
6. **Quantity**
7. **Product ID (from product label), see Service Guide 9051877.**

Traditional Glass Stop - Rail / Standard Glazing

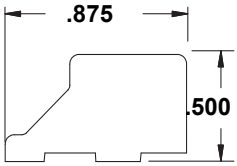

FWGD	Length	Pine	Maple	Oak	White	Primed	Birch Bark	Black
26	21 3/4	9012061	9012069	9012065	9051159	9051153	9051147	9185643
30	27 3/4	9012062	9012070	9012066	9051160	9051154	9051148	9185648
36	33 3/4	9012063	9012071	9012067	9051161	9051155	9051149	9185653
40	39 3/4	9012064	9012072	9012068	9051162	9051156	9051150	9185656
51	52 5/8	9019083	-	9019084	9051163	9051157	-	-
61	64 5/8	9019086	9019088	9019087	9051164	9051158	9051152	9185657

Traditional Glass Stop - Rail / 1 Inch Glazing

Note:
Used with Blinds Between the Glass.

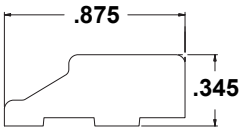

FWGD	Length	Pine	Maple	Oak	White	Primed	Birch Bark	Black
26	21 3/4	9018019	9018027	9018023	9051119	9051115	-	-
30	27 3/4	9018020	9018028	9018024	9051120	9051116	-	-
36	33 3/4	-	9018029	-	-	9051117	-	-
40	39 3/4	9018022	9018030	9018026	9051122	9051118	9051114	9185654
51	52 5/8	-	9051250	-	-	-	9051252	-
61	64 5/8	9051247	9051251	9051249	9051257	9051255	9051253	-

Traditional Glass Stop - Stile / Standard Glazing

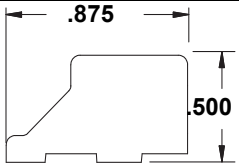

FWD	Length	Pine	Maple	Oak	White	Primed	Birch Bark	Black
68	**65** $^{5}/_{32}$	9001645	9001653	9001649	9051051	9051048	9051045	9185659
611	**68** $^{1}/_{32}$	9001646	9001654	9001650	9051052	9051049	9051046	9185666
80	**81** $^{5}/_{32}$	9001648	9001656	9001652	9051053	9051050	9051047	9185661
100	**105** $^{5}/_{32}$	9132279	9132281	9132280	9133938	9133945	9133952	9185664

Traditional Glass Stop - Stile / 1 Inch Glazing

Note:
Used with Blinds Between the Glass.

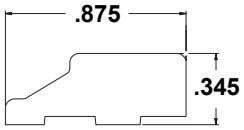

FWGD	Length	Pine	Maple	Oak	White	Primed	Birch Bark	Black
68	**65** $^{5}/_{32}$	9018004	9018014	9018009	9051107	9051103	-	
611	**68** $^{1}/_{32}$	9018005	9018015	-	9051108	9051104	-	
80	**81** $^{5}/_{32}$	9018007	9018017	9018012	9051109	9051105	9051101	
100	**105** $^{5}/_{32}$	9018008	9018017	9018013	9051110	9051106	9051102	9185662

Shared Panel Parts

Glass Stops - Contemporary Panel

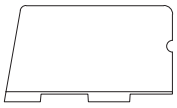

Note:
Rail and stile glass stops for **custom-sized** doors are made to order. Product ID label is located on top edge of operating panel.

To order, state:

1. **Description of Part (Glass Stop, Rail or Stile)**
2. **Type (Traditional, Contemporary)**
3. **Wood Species/Finish/Color**
4. **Glass Type**
5. **Unit Dimension (Width x Height)**
6. **Quantity**
7. **Product ID (from product label), see Service Guide 9051877.**

Contemporary Glass Stop - Rail / Standard Glazing

Note:
Vertical Grain Douglas Fir, Cherry and Mahogany are not a part numbered item.

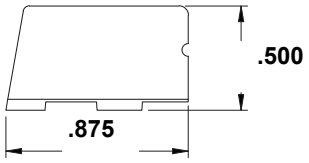

Size	Length	Pine	Maple	Oak	White	Primed	Birch Bark	Black
26	**21** $^{9}/_{32}$	9187577	9187585	9187581	9187652	9187646	9187640	9187689
30	**27** $^{9}/_{32}$	9187578	9187586	9187582	9187653	9187647	9187641	9187692
36	**33** $^{9}/_{32}$	9187579	9187587	9187583	9187654	9187648	9187642	9187695
40	**39** $^{9}/_{32}$	9187580	9187588	9187584	9187655	9187649	9187643	9187696
51	**52** $^{1}/_{8}$	9187610	-	-	9187656	-	-	-
61	**64** $^{1}/_{8}$	9187613	9187615	9187614	9187657	9187651	9187645	9187697

Contemporary Glass Stop - Rail / 1 Inch Glazing BBG, Art Glass, Triple Pane, Coastal IR >= 51 Size

Note:
Vertical Grain Douglas Fir, Cherry and Mahogany are not a part numbered item.

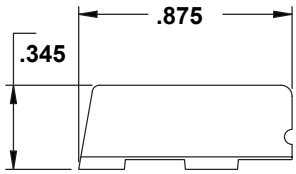

Size	Length	Pine	Maple	Oak	White	Primed	Birch Bark	Black
26	**21** $^{9}/_{32}$	9187325	-	-	9187357	9187353	-	-
30	**27** $^{9}/_{32}$	9187326	9187334	9187330	9187358	9187354	-	-
36	**33** $^{9}/_{32}$	-	-	-	-	-	-	-
40	**39** $^{9}/_{32}$	9187328	9187336	9187332	9187360	9187356	9187352	9187381
51	**52** $^{1}/_{8}$	-	-	-	-	-	-	-
61	**64** $^{1}/_{8}$	9187362	9187366	9187364	9187372	9187370	9187368	-

Contemporary Glass Stop - Stile / 1 Inch Glazing BBG, Art Glass, Triple Pane, Coastal IR >= 51 Size

Note:
Vertical Grain Douglas Fir, Cherry and Mahogany are not a part numbered item.

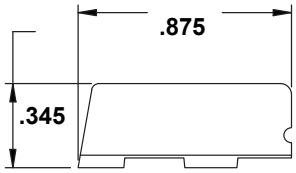

Size	Length	Pine	Maple	Oak	White	Primed	Birch Bark	Black
68	**69** $^{5}/_{16}$	9187316	9187322	9187319	9187345	9187341	-	9190822
611	**72** $^{3}/_{16}$	9187317	-	-	9187346	9187342	-	9190823
80	**85** $^{5}/_{16}$	9187318	9187324	9187321	9187347	9187343	9187339	9190824
100	**109** $^{5}/_{16}$	9188177	9188179	9188178	9187348	9187344	9187340	9187382

Contemporary Glass Stop - Stile / Standard Glazing

Note:
Vertical Grain Douglas Fir, Cherry and Mahogany are not a part numbered item.

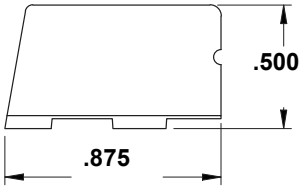

Size	Length	Pine	Maple	Oak	White	Primed	Birch Bark	Black
68	**69** $^{5}/_{16}$	9187532	9187538	9187535	9187622	9187619	9187616	9187698
611	**72** $^{3}/_{16}$	9187533	9187539	9187536	9187623	9187620	9187617	9187701
80	**85** $^{5}/_{16}$	9187534	9187540	9187537	9187624	9187621	9187618	9187699
100	**109** $^{5}/_{16}$	9188191	9188193	9188192	9187679	9187680	9187681	9187700

Shared Panel Parts

Interlock Set - Operating/Stationary

Note:
Includes stationary and operating weatherstrip. Length shown is for stationary panel interlock. Replaces all previous vintages of weatherstrip. See **Installation Guide 9020095**. Interlock sets for custom sized doors are made to order. Product ID label is located on the top edge of operating panel or the operating side of the head jamb.

If the patio door panel is older than May 2015, we strongly recommend replacing the interlock weatherstrip.

To order, state:
1. **Description of part (Interlock Set/Color))**
2. **Quantity**
3. **Product ID (from product label, see Service Guide 9051877.)**

Interlock Set / 2 & 3 Panel (Reach Out Lock & Flush Mount Lock) *(May 2015 to Present) Replaces all previous vintages*

Unit No.	Length	White	Gray	Black
FWGD68	**74** $^{13}/_{16}$	9131974	9131971	9186703
FWGD611	**77** $^{11}/_{16}$	9131975	9131972	9186704
FWGD80	**90** $^{13}/_{16}$	9131976	9131973	9186705
FWGD100	**114** $^{13}/_{16}$	By description	By description	By description

Interlock Set / 4 Panel (Reach Out Lock) *(May 2020 to Present)*

Note:
Each part numbered 4 Panel interlock set includes one “set” (one stationary interlock piece, one operating interlock piece).

Unit No.	Length	White	Gray	Black
FWGD68	**74** $^{13}/_{16}$	9184263	9184264	9186708
FWGD611	**77** $^{11}/_{16}$	9184265	9184266	9186709
FWGD80	**90** $^{13}/_{16}$	9184267	9184268	9186710
FWGD100	**114** $^{13}/_{16}$	By description	By description	By description

Interlock Set / 4 Panel (Flush Mount Lock) *(May 2020 to Present) Replaces all previous vintages*

Unit No.	Length	White	Gray	Black
FWGD68	**74** $^{13}/_{16}$	9131974	9131971	9186703
FWGD611	**77** $^{11}/_{16}$	9131975	9131972	9186704
FWGD80	**90** $^{13}/_{16}$	9131976	9131973	9186705
FWGD100	**114** $^{13}/_{16}$	By description	By description	By description

Screw Package - Weatherstrip / Interlock

Note:
See **Installation Guide 9020095** for more detail.

Color	Order No.
White	9149608
Terratone/Sandtone	9149609
Black	9199115

Shared Panel Parts

Interlock Head Plug Assembly

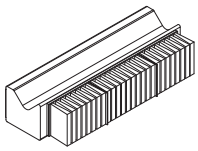	**Note:** Used on stationary panel above panel interlock. Consists of the two pieces.Interlock Head Plug and Interlock Weatherstrip Head Dust Pad.	**Order No.** N/A

Interlock Head Plug

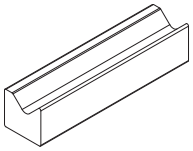		**Order No.** 9006372

Interlock Head Dust Pad

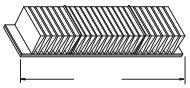		**Order No.** 9181460

Blinds Between the Glass Components

Operator Kit W/End Cap - Blinds Between the Glass

Tilt/Height Adjustment	Unit No.	Color	Type	Order No.
	**All**	White	Tilt/Height	9179702
		Slate Gray		9184898

Intermediate Stop Kit - Blinds Between the Glass

Note:
See **Accessory Guide 9184899**. Kit includes intermediate stop, hex key and set screws.

	Unit No.	Color	Type	Order No.
	**FWD**	White	Strike	9184901
		Slate Gray		9184902

Insect Screens - Gliding

Insect Screens - Gliding

Standard Gliding Insect Screen Graphic

Gliding Insect Screen - Standard / Rollers

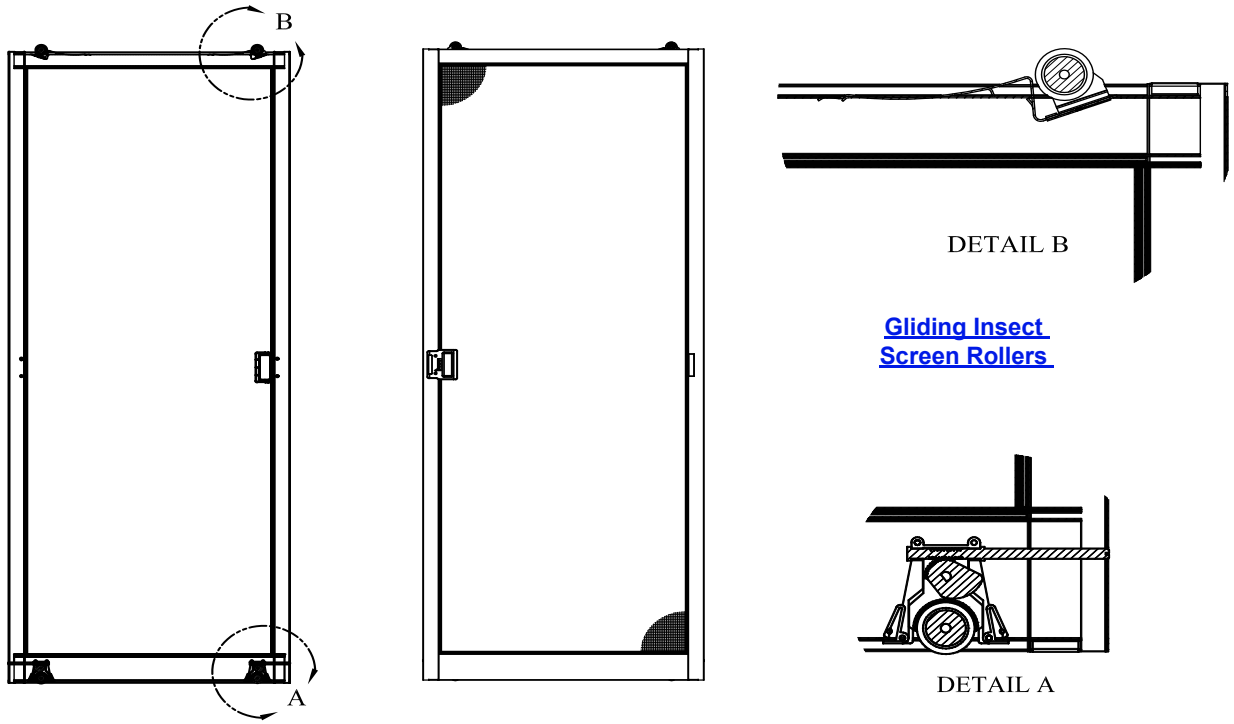

Gliding Insect Screen Rollers

Cartons

Cartons / Panel

Unit No.	Order No.
FWGD3668	9068117
FWGD36611	9068118
FWGD3680	9068119

Insect Screens - Gliding

Standard Gliding Insect Screens

Note:
Gliding insect screen for custom-sized doors are made to order. Product ID label is located on top edge of operating panel. See iQ+ for replacement/upgrade options. See **Accessory Guide 0005424**. See drawing 50002 for additional detail.

To order, state:

1. **Description of part (Gliding Insect Screen)**
2. **Quantity**
3. **Product ID (from product label, see page 10)**
4. **Options Desired (if different than original product)**

Insect Screen - Gliding / Standard

Unit No.	Dimensions	White	Terratone	Sandtone	Forest Green	Canvas	Prairie Grass
5068/91068	28 $^{17}/_{32}$ × 77 $^{15}/_{64}$	9200289	9200298	9200307	9200316	9200325	9200334
50611/910611	28 $^{17}/_{32}$ × 80 $^{7}/_{64}$	9200290	9200299	9200308	9200317	9200326	9200335
5080/91080	28 $^{17}/_{32}$ × 93 $^{15}/_{64}$	9200291	9200300	9200309	9200318	9200327	9200336
6068/111068	34 $^{17}/_{32}$ × 77 $^{15}/_{64}$	9200292	9200301	9200310	9200319	9200328	9200337
60611/1110611	34 $^{17}/_{32}$ × 80 $^{7}/_{64}$	9200293	9200302	9200311	9200320	9200329	9200338
6080/111080	34 $^{17}/_{32}$ × 93 $^{15}/_{64}$	9200294	9200303	9200312	9200321	9200330	9200339
7068/131068	40 $^{17}/_{32}$ × 77 $^{15}/_{64}$	By description					
70611/1310611	40 $^{17}/_{32}$ × 80 $^{7}/_{64}$	By description					
7080/131080	40 $^{17}/_{32}$ × 93 $^{15}/_{64}$	By description					
8068/151068	46 $^{17}/_{32}$ × 77 $^{15}/_{64}$	9200295	9200304	9200313	9200322	9200331	9200340
80611/1510611	46 $^{17}/_{32}$ × 80 $^{7}/_{64}$	9200296	9200305	9200314	9200323	9200332	9200341
8080/151080	46 $^{17}/_{32}$ × 93 $^{15}/_{64}$	9200297	9200306	9200315	9200324	9200333	9200342

Insect Screen - Gliding / Standard *(Continued)*

Unit No.	Dimensions	Cocoa Bean	Dove Gray	Red Rock	Dark Bronze	Black
5068/91068	28 $^{17}/_{32}$ × 77 $^{15}/_{64}$	9200343	9200352	9200361	9200370	9200379
50611/910611	28 $^{17}/_{32}$ × 80 $^{7}/_{64}$	9200344	9200353	9200362	9200371	9200380
5080/91080	28 $^{17}/_{32}$ × 93 $^{15}/_{64}$	9200345	9200354	9200363	9200372	9200381
6068/111068	34 $^{17}/_{32}$ × 77 $^{15}/_{64}$	9200346	9200355	9200364	9200373	9200382
60611/1110611	34 $^{17}/_{32}$ × 80 $^{7}/_{64}$	9200347	9200356	9200365	9200374	9200383
6080/111080	34 $^{17}/_{32}$ × 93 $^{15}/_{64}$	9200348	9200357	9200366	9200375	9200384
7068/131068	40 $^{17}/_{32}$ × 77 $^{15}/_{64}$	By description	By description	By description	By description	By description
70611/1310611	40 $^{17}/_{32}$ × 80 $^{7}/_{64}$	By description	By description	By description	By description	By description
7080/131080	40 $^{17}/_{32}$ × 93 $^{15}/_{64}$	By description	By description	By description	By description	By description
8068/151068	46 $^{17}/_{32}$ × 77 $^{15}/_{64}$	9200349	9200358	9200367	9200376	9200385
80611/1510611	46 $^{17}/_{32}$ × 80 $^{7}/_{64}$	9200350	9200359	9200368	9200377	9200386
8080/151080	46 $^{17}/_{32}$ × 93 $^{15}/_{64}$	9200351	9200360	9200369	9200378	9200387

Insect Screens - Gliding

Standard Gliding Insect Screen Parts

Note:
See Accessory Guide 0001666. Stone hardware used on sandtone and terratone units.

Wheel Assembly - Gliding Insect Screen / Standard / Upper

Note:
No fasteners are needed for this wheel assembly.

Need two (2) per insect screen. See Replacement/Adjustment Video.

Upper
1997063

Wheel Assembly - Gliding Insect Screen / Standard / Lower



Note:
No fasteners are needed for this wheel assembly.

Need two (2) per insect screen. See Replacement/Adjustment Video.

Lower
1997310

Bug Seal - Astragal / Black / 4-Panel

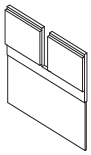

Note:
See Service Guide 9121138.

Color	Order No.
Black	9121139

Bug Seal - Gliding Insect Screen



Note:
Order by the foot. Used to replace gliding insect screen weatherstrip.

Order No.
2579073

Rescreening Kits - Standard Gliding Insect Screens

Rescreening Kit - Gliding Insect Screen

Note:
One size fits all doors.

Kit Includes:
Polyethylene splines
Fiberglass insect screen cloth
1-wood spacer bar
1-spline roller

Order No.
1274712

Guide - Head - Standard Gliding Insect Screen

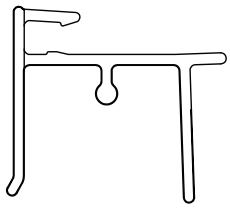

Unit No.	Length	White	Terratone	Sandtone	Forest Green	Canvas	Prairie Grass	Cocoa Bean	Dove Gray	Red Rock	Dark Bronze	Black
FWGD50	58 3/16	9001805	9001823	9001814	9001832	9001841	9001886	9001877	9001868	9001850	9021296	9001859
FWGD54	62 3/16	9001806	9001824	9001815	9001833	9001842	9001887	9001878	9001869	9001851	9021297	9001860
FWGD60	70 3/16	9001807	9001825	9001816	9001834	9001843	9001888	9001879	9001870	9001852	9021298	9001861
FWGD64	74 3/16	9001808	9001826	9001817	9001835	9001844	9001889	9001880	9001871	9001853	9021299	9001862
FWGD70	82 3/16	9001809	9001827	9001818	9001836	9001845	9001890	9001881	9001872	9001854	9021300	9001863
FWGD711	93 5/16	9001810	9001828	9001819	9001837	9001846	9001891	9001882	9001873	9001855	9021301	9001864
FWGD80	94 3/16	9001811	9001829	9001820	9001838	9001847	9001892	9001883	9001874	9001856	9021302	9001865
FWGD811	105 5/16	9001812	9001830	9001821	9001839	9001848	9001893	9001884	9001875	9001857	9021303	9001866
FWGD910	115 15/16	9018624	9018632	9018628	9018636	9018640	9018660	9018656	9018652	9018644	9021304	9018648
FWGD1110	139 15/16	9018625	9018633	9018629	9018637	9018641	9018661	9018657	9018653	9018645	9021305	9018649
FWGD1310	163 15/16	9018626	9018634	9018630	9018638	9018642	9018662	9018658	9018654	9018646	9021306	9018650
FWGD1510	187 15/16	9018627	9018635	9018631	9018639	9018643	9018663	9018659	9018655	9018647	9021307	9018651

Guide - Gliding Screen / Side

Note:
Use on both standard gliding and top-hung sliding screens as well as **retractable screens**.
Found on the operating side of the 2 panel door frames and not used on 4 panel doors.

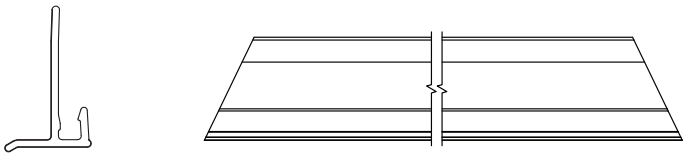

Unit No.	Length	White	Terra-tone	Sand-tone	Forest Green	Canvas	Prairie Grass	Cocoa Bean	Dove Gray	Red Rock	Dark Bronze	Black
68	77 1/2	9001985	9001993	9001989	9001997	9002001	9002021	9002017	9002013	9002005	9021395	9002009
611	80 3/8	9001986	9001994	9001990	9001998	9002002	9002022	9002018	9002014	9002006	9021396	9002010
76	87 1/2	By description										
80	93 1/2	9001988	9001996	9001992	9002000	9002004	9002024	9002020	9002016	9002008	9021397	9002012
100	117 1/2	By description										

Astragal with Hardware - Standard Gliding Insect Screen / 4-Panel

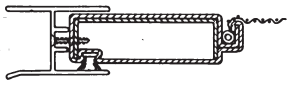

Unit No.	Length	White	Terratone	Sandtone	Forest Green	Canvas	Prairie Grass	Cocoa Bean	Dove Gray	Red Rock	Dark Bronze	Black
FWGD68	77 $^{3}/_{16}$	9018704	9018712	9018708	9018716	9018720	9018740	9018736	9018732	9018724	9205402	9018728
FWGD611	80 $^{1}/_{16}$	9018705	9018713	9018709	9018717	9018721	9018741	9018737	9018733	9018725	9205403	9018729
FWGD80	93 $^{3}/_{16}$	9018707	9018715	9018711	9018719	9018723	9018743	9018739	9018735	9018727	9205404	9018731

Insect Screens - Top Hung

Top Hung Gliding Insect Screen Graphic

Gliding Insect Screen - Top Hung



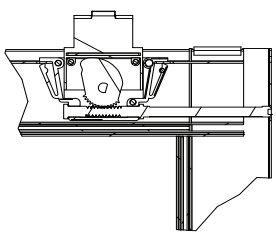

Top Hung Insect Screen Rollers

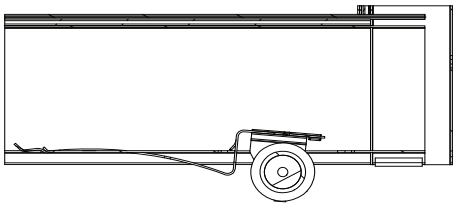

Insect Screens - Top Hung

Top Hung Gliding Insect Screens

Note:
Gliding insect screen for custom-sized doors are made to order. Product ID label is located on top edge of operating panel. See **Accessory Guide 0005424**. See drawing 50002 for additional detail.

To order, state:

1. **Description of part (Gliding Insect Screen)**
2. **Quantity**
3. **Product ID (from product label, see page 10)**
4. **Options Desired (if different than original product)**

Unit Size FWGD	Dimensions	White	Terra-tone	Sand-tone	Forest Green	Canvas	Prairie Grass	Cocoa Bean	Dove Gray	Red Rock	Dark Bronze	Black
5068 & 91068	28 1/2 × 76 5/8	Order By Description										
50611& 5910611	28 1/2 × 79 1/2											
55080 & 91080	28 1/2 × 92 5/8											
56068 & 111068	34 1/2 × 76 5/8											
560611 & 1110611	34 1/2 × 79 1/2											
56080 & 111080	34 1/2 × 92 5/8											
57068 & 131068	40 1/2 × 76 5/8											
570611 & 1310611	40 1/2 × 79 1/2											
57080 & 131080	40 1/2 × 92 5/8											
58068 & 151068	46 1/2 × 76 5/8											
580611 & 1510611	46 1/2 × 79 1/2											
58080 & 151080	46 1/2 × 92 5/8											

Top Hung Gliding Insect Screens Parts

Hanger - Top Hung Screen



Note:
Located on the top of the screen. No fasteners are needed for this assembly. Handed as location on insect screen as viewed from exterior. Each insect screen has 1 right and 1 left top hanger.

Left	Right
9002057	9002058

Spring Roller - Top Hung Screen

Note:
Located on the bottom of the screen. No fasteners are needed for this assembly.

Order No.
9002056

Guide - Head - Top Hung Screen

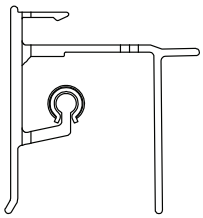

Unit No.	Length	White	Terratone	Sandtone	Forest Green	Canvas	Prairie Grass	Cocoa Bean	Dove Gray	Red Rock	Dark Bronze	Black
FWGD50	58 3/16	9001895	9001913	9001904	9001922	9001931	9001976	9001967	9001958	9001940	9021308	9001949
FWGD54	62 3/16	9001896	9001914	9001905	9001923	9001932	9001977	9001968	9001959	9001941	9021309	9001950
FWGD60	70 3/16	9001897	9001915	9001906	9001924	9001933	9001978	9001969	9001960	9001942	9021310	9001951
FWGD64	74 3/16	9001898	9001916	9001907	9001925	9001934	9001979	9001970	9001961	9001943	9021311	9001952
FWGD70	82 3/16	9001899	9001917	9001908	9001926	9001935	9001980	9001971	9001962	9001944	9021312	9001953
FWGD711	93 5/16	9001900	9001918	9001909	9001927	9001936	9001981	9001972	9001963	9001945	9021313	9001954
FWGD80	94 3/16	9001901	9001919	9001910	9001928	9001937	9001982	9001973	9001964	9001946	9021314	9001955
FWGD811	105 5/16	9001902	9001920	9001911	9001929	9001938	9001983	9001974	9001965	9001947	9021315	9001956
FWGD910	115 15/16	9018664	9018672	9018668	9018676	9018680	9018700	9018696	9018692	9018684	9021316	9018688
FWGD1110	69 15/16	9018665	9018673	9018669	9018677	9018681	9018701	9018697	9018693	9018685	9021317	9018689
FWGD1310	81 15/16	9018666	9018674	9018670	9018678	9018682	9018702	9018698	9018694	9018686	9021318	9018690
FWGD1510	93 15/16	9018667	9018675	9018671	9018679	9018683	9018703	9018699	9018695	9018687	9021319	9018691

Insect Screens - Top Hung

Astragal with Hardware - Gliding Insect Screen / 4-Panel / Top Hung

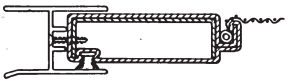

Unit No.	Length	White	Terratone	Sandtone	Forest Green	Canvas	Prairie Grass	Cocoa Bean	Dove Gray	Red Rock	Dark Bronze	Black
FWGD68	76 9/16	9020155	9020161	9020158	9020164	9020167	9020182	9020179	9020176	9020170	9021320	9020173
FWGD611	79 7/16	9020156	9020162	9020159	9020165	9020168	9020183	9020180	9020177	9020171	9021321	9020174
FWGD80	92 9/16	9020157	9020163	9020160	9020166	9020169	9020184	9020181	9020178	9020172	9021322	9020175

Insect Screens Parts - Use on Multiple Style of Screens

Astragal Hardware Package - Gliding Insect Screen / Standard and Top Hung / 4-Panel

Pack Includes:
(2) Handles
(1) Locking lever
(3) Insect screen stops
(10) Fasteners
Accessory Guide 9020091

Color	Order No.
White	9020122
Sandtone	9020123
Terratone	9020124
Forest Green	9020125
Canvas	9018744
Prairie Grass	9018749
Cocoa Bean	9018748
Dove Gray	9018747
Red Rock	9018745
Black	9018746
Dark Bronze	9021323

Hardware Package - Gliding Insect Screen / Standard and Top Hung

Note:
Stone used for Sandtone and Terratone.



Pack Includes:
(1) Logo plate
(1) Interior pull
(1) Exterior pull
(2) #6x5/8″ fasteners
(2) #6x1″ fasteners
(1) #6 x 5/8″ fastener
(1) Screen stop
Accessory Guide 0005424

Color	Order No.
White	9068899
Stone	9068900
Forest Green	9068901
Canvas	9002032
Prairie Grass	9002037
Cocoa Bean	9002036
Dove Gray	9002035
Red Rock	9002033
Black	9002034
Dark Bronze	9021325

Insect Screens - Top Hung

Pull - Gliding Insect Screen / Standard and Top Hung / Interior / 2-Panel

Note:
Stone used for Sandtone and Terratone.

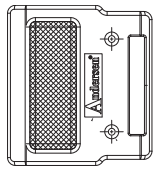

Color	Order No.
White	1997306
Stone	1997194
Forest Green	1267818
Canvas	9002044
Prairie Grass	9002049
Cocoa Bean	9002048
Dove Gray	9002047
Red Rock	9002045
Black	9002046
Dark Bronze	9021327

Pull - Gliding Insect Screen / Exterior / Universal

Note:
Stone used for Sandtone and Terratone.

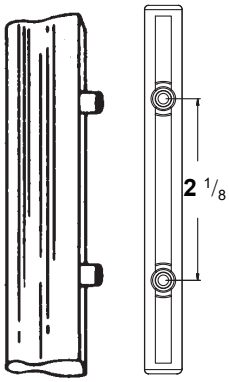



Color	Order No.
White	1997307
Stone	1997195
Forest Green	1267819
Canvas	9002038
Prairie Grass	9002043
Cocoa Bean	9002042
Dove Gray	9002041
Red Rock	9002039
Black	9002040
Dark Bronze	9021357

Pull with Screws - Inside / Gliding Insect Screen / 4-Panel

Note:
The insect screen locking lever is not included.
Stone used fo.r Sandtone and Terratone.

Color	Order No.
White	2573864
Stone	2573610
Forest Green	1267821
Canvas	9018750
Prairie Grass	9018755
Cocoa Bean	9018754
Dove Gray	9018753
Red Rock	9018751
Black	9018752
Dark Bronze	9021324

Locking Lever - Astragal / Gliding Insect Screen / 4-Panel

Order No.
2573608

Latch Kit with Screw and Spacer



Note:
Also used for single retractable insect screen.
Stone used for Sandtone and Terratone.

Color	Order No.
White	9003094
Stone	9003095
Forest Green	9003097
Canvas	9003098
Prairie Grass	9003103
Cocoa Bean	9003102
Dove Gray	9003101
Red Rock	9003099
Black	9003100
Dark Bronze	9021387

Logo Plate with Screws - Gliding Insect Screen

Color	Order No.
White	1997197
Stone	2641206
Forest Green	1262841
Canvas	9002050
Prairie Grass	9002055
Cocoa Bean	9002054
Dove Gray	9002053
Red Rock	9002051
Black	9002052
Dark Bronze	9020350

Guide - Gliding Screen / Side

Note:
Use on both standard gliding and top-hung sliding screens as well as **retractable screens**.
Found on the operating side of the 2 panel door frames and not used on 4 panel doors.

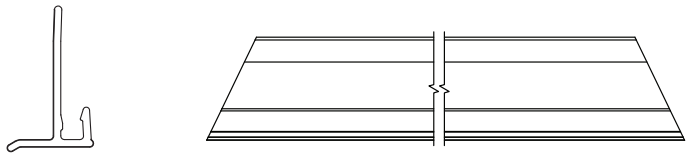

Unit No.	Length	White	Terra-tone	Sand-tone	Forest Green	Canvas	Prairie Grass	Cocoa Bean	Dove Gray	Red Rock	Dark Bronze	Black
68	77 1/2	9001985	9001993	9001989	9001997	9002001	9002021	9002017	9002013	9002005	9021395	9002009
611	80 3/8	9001986	9001994	9001990	9001998	9002002	9002022	9002018	9002014	9002006	9021396	9002010
76	87 1/2	By description										
80	93 1/2	9001988	9001996	9001992	9002000	9002004	9002024	9002020	9002016	9002008	9021397	9002012
100	117 1/2	By description										

Rescreening Kits - Standard Gliding Insect Screen

Rescreening Kit - Gliding Insect Screen

Note:
One size fits all doors.

Kit Includes:
Polyethylene splines
Fiberglass insect screen cloth
1-wood spacer bar
1-spline roller

Order No.
1274712

Insect Screen - Retractable

Insect Screen Graphic - Single Retractable 2-Panel / Current *(2024 to Present)*

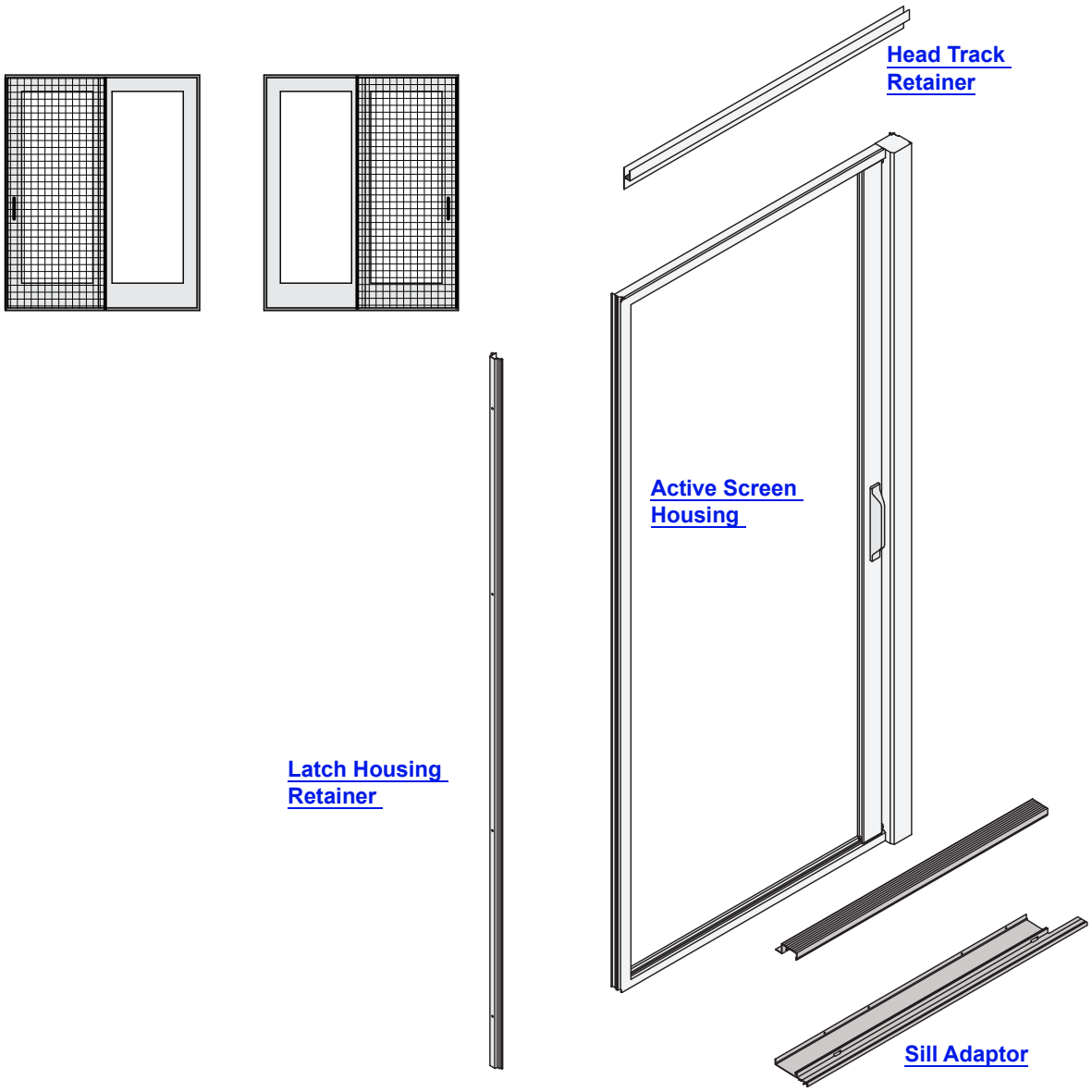

Manufactured 2024 to Present

Single Retractable Insect Screen

Insect Screen - Retractable

Retractable Insect Screen *(February 2024 - Present)*

Vintage Insect Screen - Retractable / Single *(February 2024 - Present)*

Note:
See **Service Guide 9205707** (Single). We do not recommend using this retractable insect screen on units that used the previous version.

Unit No.		White		Terratone		Sandtone	Forest Green	Canvas	
		Left	Right	Left	Right			Left	Right
68	5068	Configured							
	6068								
	8068								
611	50611								
	60611								
	80611								
80	5080								
	6080								
	8080								

		Prairie Grass		Cocoa Bean		Dove Gray		Dark Bronze		Black	
		Left	Right	Left	Right	Left	Right	Left	Right	Left	Right
68	5068	Configured									
	6068										
	8068										
611	50611										
	60611										
	80611										
80	5080										
	6080										
	8080										

Insect Screen - Retractable

Vintage Insect Screen - Retractable / Double *(February 2024 - Present)*

Note:
See **Service Guide 903937**. We do not recommend using this retractable insect screen on units that used the previous version.

Unit No.		White	Terra-tone	Sand-tone	Forest Green	Canvas	Prairie Grass	Cocoa Bean	Dove Gray	Dark Bronze	Black
68	10068-4	Configured									
	12068-4										
	16068-4										
611	100611-4										
	120611-4										
	160611-4										
80	10080-4										
	12080-4										
	16080-4										

Retractable Insect Screen Parts *(February 2024 - Present)*

Screen Housing - Single Retractable Insect Screen *(February 2024 - Present)* page 51

Note:
See **Service Guide905463**.

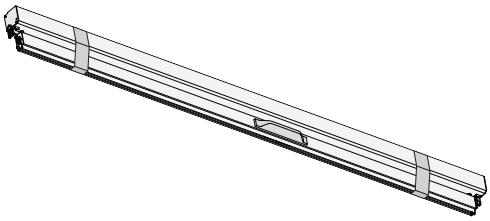

Unit No.	White	Terratone	Sandtone	Canvas	Forest Green	Canvas	Prairie Grass	Cocoa Bean	Dove Gray	Dark Bronze
68	By Description									
611										
80										

Insect Screen - Retractable

Latch Housing - Single Retractable Insect Screen *(February 2024 - Present)*

Note:
See **Service Guide 904836**.

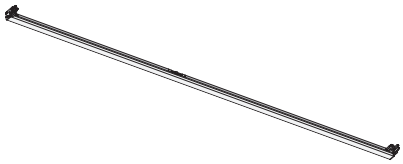

Unit No.	White	Terratone	Sandtone	Canvas	Forest Green	Canvas	Prairie Grass	Cocoa Bean	Dove Gray	Dark Bronze
68	By Description									
611										
80										

Latch Housing Retainer - Single Retractable Insect Screen *(February 2024 - Present)* page 51

Note:
See **Service Guide 904224**.

Replacement is different for 200/400 Series
.

Unit No.	White	Terratone	Sandtone	Canvas	Forest Green	Canvas	Prairie Grass	Cocoa Bean	Dove Gray	Dark Bronze
68	By Description									
611										
80										

Insect Screen - Retractable

Track - Single Retractable Insect Screen *(February 2024 - Present)*

Note:

See Service Guide 905457

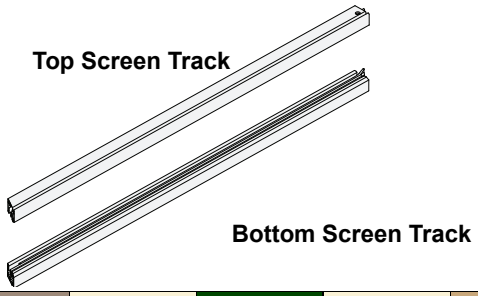

Unit No.	White	Terratone	Sandtone	Canvas	Forest Green	Canvas	Prairie Grass	Cocoa Bean	Dove Gray	Dark Bronze
50	By Description									
60										
80										

Head Track Retainer - Single Retractable Insect Screen *(February 2024 - Present)* page 51

Note:
See Service Guide 905461

Replacement is different for 200/400 Series.

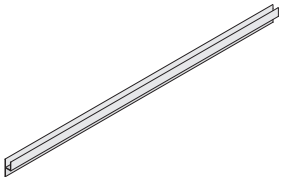

Unit No.	White	Terratone	Sandtone	Canvas	Forest Green	Canvas	Prairie Grass	Cocoa Bean	Dove Gray	Dark Bronze
50	By Description									
60										
80										

Insect Screen - Retractable

Sill Adaptor - Single Retractable Insect Screen *(February 2024 - Present)* page 51

Note:
See Service Guide 905459

Replacement is different for 200/400 Series.

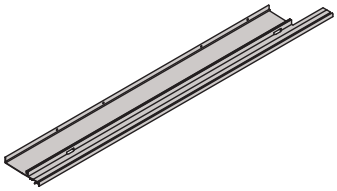

Unit No.	White	Terratone	Sandtone	Canvas	Forest Green	Canvas	Prairie Grass	Cocoa Bean	Dove Gray	Dark Bronze
50	By Description									
60										
80										

Insect Screen - Retractable

Active Handle Kit - Retractable Insect Screen *(February 2024 - Present)*

Note:
See **Service Guide 904837**.

Use for single and active side of double door.

Kit Includes:
(1) Exterior handle
(1) Interior handle
(1) Latch plate
(2) Screws, 8-32 x 3/4″ FH MS

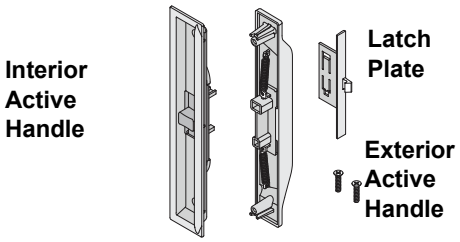

Color	Active
White	9202729
Terratone	9202735
Sandtone	9202736
Forest Green	9202740
Canvas	9202737
Prairie Grass	9202742
Cocoa Bean	9202739
Dove Gray	9202741
Red Rock	9202738
Black	9202733
Dark Bronze	9202734

Passive Handle Kit - Retractable Insect Screen *(February 2024 - Present)*

Note:
See **Service Guide 904636**. Use for passive side of double door.

Kit Includes:
(1) Exterior handle
(1) Interior handle
(2) Screws, 8-32 x 3/4″ FH MS

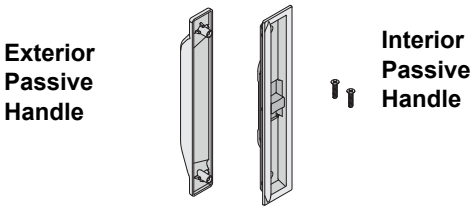

White	9202743
Terratone	9202746
Sandtone	9202747
Forest Green	9202751
Canvas	9202748
Prairie Grass	9202753
Cocoa Bean	9202750
Dove Gray	9202752
Red Rock	9202749
Black	9202744
Dark Bronze	9202745

Insect Screen - Retractable

Strike Kit - Retractable Insect Screen *(February 2024 - Present)*

Note:
See Service Guide 904838.

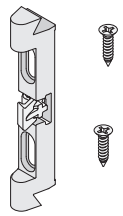

Order No.
9202728

Glide Kits/ Active and Passive - Double Retractable Insect Screen *(February 2024 - Present)*

Note:
Active used on single and active side of double. Passive used on passive side of double. See:
Service Guide 904233

Service Guide 904635.

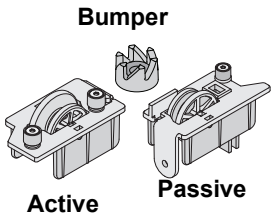

Active Kit	Passive Kit
9202730	9202731

Lock Pin Kit - Double Retractable Insect Screen *(February 2024 - Present)*

Note:
See Service Guide 9210462. Used on passive side of double.

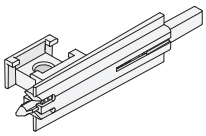

Kit Includes:
(1) Lock Pin Assy Pass ARS (A & B)
(2) Screws, 10-32 X 1/2″ Pan MS
(4) 8-18 X 3/8″ SS Phillips Pan Head Drilling Screws Black
(10) 8-18 X 3/8″ SS Phillips Pan Head Drilling Screws
(4) 8-15 X 3/4″ SS Phillips Pan Head Wood Screws
(6) 8-18 X 3/8″ SS Phillips Pan Head HI-LO Thread-Forming Screws
(6) 8-18 X 3/4″ SS Phillips Pan Head HI-LO Thread-Forming Screws
(6) 8-15 X 2″ SS Phillips Pan Head Wood Screws
(4) 8-18 X 3/8″ Undercut Flat Countersink Screws
(4) 6-18 X 1 3/4″ Flat HD #2 Cross Recess Screws

Order No.
9202732

Insect Screen - Retractable

Hardware/Mounting Kit - Single Retractable *(February 2024 - Present)*

Note:
See **Service Guide 903936**.

Kit Includes:	Order No.
(1) Mounting bracket A stainless steel AW black (1) Mounting bracket A stainless steel (1) Mounting bracket B stainless steel AW black (1) Mounting bracket B stainless steel (2) Screws, 8-18 x 3/8″ SS phillips pan head drilling screw black (2) Screws, 8-18 x 3/8″ SS phillips pan head drilling screw (3) Screws, 8-18 x 3/4″ SS phillips pan head hi-lo thread forming (1) Silicone tube 1.5 oz. MOMNTVE2811	9202754

Hardware/Mounting Kit - Double Retractable Insect Screen *(February 2024 - Present)*

Note:
See **Service Guide 903937**.

Kit Includes:
(2) Mounting bracket A stainless steel AW black
(2) Mounting bracket A stainless steel
(2) Mounting bracket B stainless steel AW black
(2) Mounting bracket B stainless steel
(4) Screws, 8-18 x 3/8″ SS phillips PH drilling screw black
(4) Screws, 8-18 x 3/8″ SS phillips PH drilling
(6) Screws, 8-18 x 3/4″ SS phillips pan head hi-lo thread forming
(1) Screw, 8-18 x 3/8″ SS phillips pan head drilling screw (color matched)
(1) Screw, 8-18 x 3/4″ SS phillips pan head
(4) Screws, 8-18 x 3/8″ undercut flat countersink
(2) Silicone tubes 1.5 oz. MOMNTVE2811
(3) Sill adaptor inserts
(2) Track connector
(2) Adjustment cover
(1) Installation aid

Color	Unit No.
White	9202757
Terratone	9202760
Sandtone	9202761
Forest Green	9202765
Canvas	9202762
Prairie Grass	9202767
Cocoa Bean	9202764
Dove Gray	9202766
Red Rock	9202763
Black	9202758
Dark Bronze	9202759

Insect Screen - Retractable

Vintage Retractable Insect Screen Parts *(2008- January 2024)*

Vintage Track - Top / Retractable Insect Screen *(2008 - January 2024)*

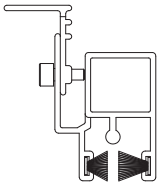

Unit No.	White		Terratone		Sandtone		Forest Green	
	Left	Right	Left	Right	Left	Right	Left	Right
PD50	2562467	2562461	2605180	2605174	0916065	0916059	1232868	1232865
PD60	2562468	2562462	2605181	2605175	0916066	0916060	1232869	1232866
PD80	2562469	2562463	2605182	2605176	0916067	0916061	1232870	1232867

Unit No.	Canvas		Dark Bronze		Black	
	Left	Right	Left	Right	Left	Right
PD68	9077774	9077771	9077825	9077822	9129990	9129987
PD611	9077775	9077772	9077826	9077823	9129991	9129988
PD80	9077776	9077773	9077827	9077824	9129992	9129989

Vintage Track - Bottom / Retractable Insect Screen *(2008 - January 2024)*

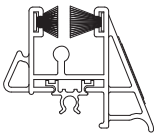

Unit No.	Order No.	
	Left	Right
PD50	2562464	2562458
PD60	2562465	2562459
PD80	2562466	2562460

Vintage Slide Bar Assembly - Retractable Insect Screen *(2008 - January 2024)*

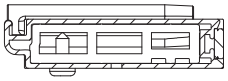

Unit No.	White		Terratone		Sandtone		Forest Green	
	Left	Right	Left	Right	Left	Right	Left	Right
PD68	2562434	2562431	2605168	2605165	0916053	0916050	1232859	1232856
PD611	2562435	2562432	2605169	2605166	0916054	0916051	1232860	1232857
PD80	2562436	2562433	2605170	2605167	0916055	0916052	1232861	1232858

Unit No.	Canvas		Dark Bronze		Black	
	Left	Right	Left	Right	Left	Right
PD68	9077768	9077765	9077819	9077816	9129963	9129960
PD611	9077769	9077764	9077820	9077817	9129964	9129961
PD80	9077770	9077765	9077821	9077818	9129965	9129962

Vintage Slide Bar - Retractable Insect Screen *(2008 - January 2024)*

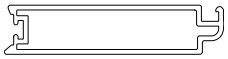

Unit No.	White		Terratone		Sandtone		Forest Green	
	Left	Right	Left	Right	Left	Right	Left	Right
PD68	2562425	2562498	2605162	2605186	0916047	0916071	1232853	1232871
PD611	2562426	2562499	2605163	2605187	0916048	0916072	1232854	1232872
PD80	2562427	2562501	2605164	2605188	0916049	0916073	1232855	1232873

Unit No.	Canvas		Dark Bronze		Black	
	Left	Right	Left	Right	Left	Right
PD68	9077762	9077777	9077813	9077828	9129966	9129969
PD611	9077763	9077778	9077814	9077829	9129967	9129970
PD80	9077764	9077779	9077815	9077830	9129968	9129971

Insect Screen - Retractable

Vintage Slide Body - Retractable Insect Screen *(2008 - January 2024)*

Note:
A left hand screen will use a left hand slide body on the sill and a right hand slide body on the head.

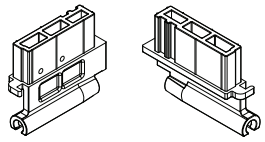

Left Right

Color	Left	Right
White	2562449	2562450
Terratone	2605171	2605172
Sandtone	0916056	0916057
Forest Green	1232862	1232863
Canvas	9017106	9017112
Dark Bronze	9021279	9021280
Black	9017108	9017114

Vintage Track Filler with Sill Sweep - Bottom / Retractable Insect Screen *(2008 - January 2024)*

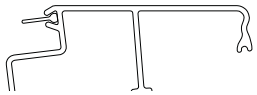

Unit No.	Order No.
PD50	2562422
PD60	2562423
PD80	2562424

Vintage Canister Assembly - Retractable Insect Screen *(2008 - January 2024)*

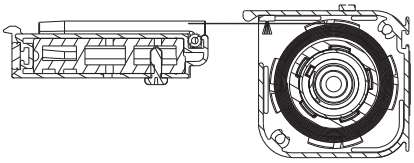

Unit No.	White		Terratone		Sandtone		Forest Green	
	Left	Right	Left	Right	Left	Right	Left	Right
FWG5068/6068	2562361	2562355	2605144	2605138	0916029	0916023	1232835	1232829
FWG50611/60611	2562363	2562357	2605146	2605140	0916031	0916025	1232837	1232831
FWG5080/6080	2562365	2562359	2605148	2605142	0916033	0916027	1232839	1232833
FWG8068	2562362	2562356	2605145	2605139	0916030	0916024	1232836	1232830
FWG80611	2562364	2562358	2605147	2605141	0916032	0916026	1232838	1232832
FWG8080	2562366	2562360	2605149	2605143	0916034	0916028	1232840	1232834

Unit No.	Canvas		Dark Bronze		Black	
	Left	Right	Left	Right	Left	Right
FWG5068/6068	9077753	9077747	9077804	9077798	9129774	9129768
FWG50611/60611	9077755	9077749	9077806	9077800	9129776	9129770
FWG5080/6080	9077757	9077751	9077808	9077802	9129778	9129772
FWG8068	9077754	9077748	9077805	9077798	9129775	9129769
FWG80611	9077756	9077750	9077807	9077801	9129777	9129771
FWG8080	9077758	9077752	9077809	9077803	9129779	9129773

Vintage Canister - Retractable Insect Screen *(2008 - January 2024)*



Unit No.	White	Terratone	Sandtone	Forest Green	Canvas	Dark Bronze	Black
PD68	2562349	2605135	0916020	1232826	9077744	9077795	9129765
PD611	2562350	2605136	0916021	1232827	9077745	9077796	9129766
PD80	2562351	2605137	0916022	1232828	9077746	9077797	9129767

Vintage End Cap - Canister / Retractable Insect Screen *(2008 - January 2024)*

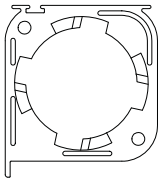

Color	Left	Right
White	2562380	2562381
Terratone	2605150	2605151
Sandtone	0916035	0916036
Forest Green	1232841	1232842
Canvas	9017158	9017164
Dark Bronze	9021284	9021285
Black	9017160	9017166

Vintage Cloth with Core - Retractable Insect Screen *(2008 - January 2024)*

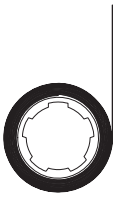

Unit No.	Left	Right
PD6068	2562403	2562518
PD60611	2562404	2562519
PD6080	2562405	2562520
PD8068	2562406	2562521
PD80611	2562407	2562522
PD8080	2562408	2562523

Vintage Handle - Retractable Insect Screen / Inside *(2008 - January 2024)*

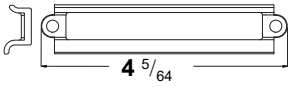

Color	White	Terratone	Sandtone	Forest Green	Canvas	Dark Bronze	Black
Unit No.	2562391	2605153	0916038	1232844	9017186	9021286	9017188

Insect Screen - Retractable

Vintage Handle - Outside / Retractable Insect Screen *(2008 - January 2024)*

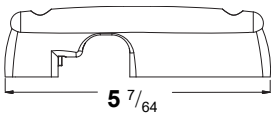

Color	White	Terratone	Sandtone	Forest Green	Canvas	Dark Bronze	Black
Unit No.	2562390	2605152	0916037	1232843	9017192	9021287	9017194

Vintage End Cap - Canister / Retractable Insect Screen *(2008 - January 2024)*

Note:
The cassette retainer is referred to as cannister brackets in installation instructions. RH unit uses RH bracket on sill and LH bracke

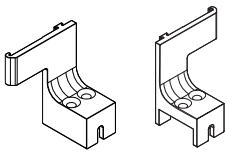

Color	Left	Right
White	2562401	2562402
Terratone	2605157	2605156
Sandtone	0916041	0916042
Forest Green	1232847	1232848
Canvas	9077760	9077761
Dark Bronze	9077811	9077812
Black	9129940	9129941

Vintage Spline - Insect Screen / Retractable *(2008 - January 2024)*

Order No.
2562452

Vintage Spindle - End Cap / Insect Screen / Retractable *(2008 - January 2024)*

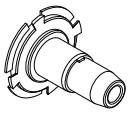

Order No.
2562451

Vintage Dampener - Insect Screen / Retractable *(2008 - January 2024)*

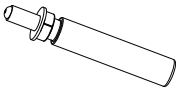

White
2562379

Vintage Magnet - Side Bar / Retractable Insect Screen (Pair) *(2008 - January 2024)*

Note:	Order No.
Includes one side jamb magnet and one slide bar magnet. Comes as 80 height and cut to size as necessary.	2573137

Vintage Spring Tensioner - Insect Screen / Retractable *(2008 - January 2024)*

	Order No.
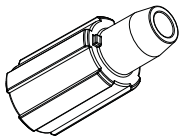	2562454

Vintage Spring - Tension - Insect Screen / Retractable *(2008 - January 2024)*

	Order No.
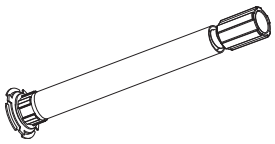	2562456

Vintage Weatherstrip Pile - Interior Canister - Insect Screen / Retractable *(2008 - January 2024)*

	Order No.
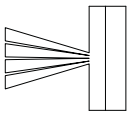	2562497

Vintage Bug Pile - Barb Spacer / Insect Screen / Retractable *(2008 - January 2024)*

	Unit No.	Order No.
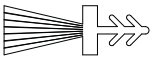	PD80	2562340

Vintage Bug Pile - Head and Sill Track Kit / Insect Screen / Retractable *(2008 - January 2024)*

	Unit No.	Order No.
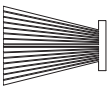	PD80	2562341

Vintage Bug Pile - Slide Bar Kit / Insect Screen / Retractable *(2008 - January 2024)*

	Unit No.	Order No.
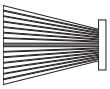	PD80	2562342

Vintage Bumper - Insect Screen / Retractable *(2008 - January 2024)*

	White	Gray
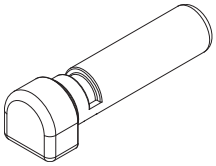	2562343	2562344

Insect Screen - Retractable

Vintage Bumper - Stop Extension / Insect Screen / Retractable *(2008 - January 2024)*

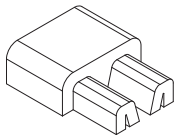

White	Gray
2562345	2562346

Vintage Bushing - Retractable Insect Screen *(2008 - January 2024)*

Order No.
2562347

Vintage Bumper Housing - Retractable Insect Screen *(2008 - January 2024)*

Note:
Installation instructions refer to this part as a "damper".

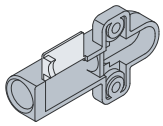

Color	White	Terratone	Sandtone	Forest Green	Canvas	Dark Bronze	Black
Unit No.	2562395	2605155	0916040	0916040	9017259	9021293	9017261

Vintage Stud/Bolt - Retractable Insect Screen *(2008 - January 2024)*

Color	White	Terratone	Sandtone	Forest Green	Canvas	Dark Bronze	Black
Unit No.	2562455	2605173	0916058	1232864	-	-	-

Vintage Hardware Pack - Retractable Insect Screen *(2008 - January 2024)*

Pack Includes:
(1) Bumper - panel stop extension
(1) Passive handle
(2) Housing dampeners
(1) Interior handle
(2) Bumpers - finger pinch
(2) Tapped studs

(1) Retainer cassette, left
(1) Retainer cassette, right1 - Sill anchor
(5) Screws - 8 -11 x 1 vinyl thread #7 pan head Phillips
(4) Screws - 6-20 x .38 sheet metal screws
(2) 8-32 1.5 SS PN DH Phillips machine screws
(1) 8-32 x .5 SS flat HD Phillips
(2) 8-18 x 1.5 SS flat HD Phillips

Color	White	Terratone	Sandtone	Forest Green	Canvas	Dark Bronze	Black
Unit No.	2562392	2605154	0916039	1232845	9077759	9077810	9129848

Vintage Screw - Retractable Insect Screen *(2008 - January 2024)*							
Description 8-32 x 1/2 PH FL							
Color	**White**	**Terratone**	**Sandtone**	**Forest Green**	**Canvas**	**Dark Bronze**	**Black**
Unit No.	2562414	2605158	0916043	1232849	-	-	-

Vintage Screw - Retractable Insect Screen *(2008 - January 2024)*							
Description 6-20 x 3/8 PH PAN							
Color	**White**	**Terratone**	**Sandtone**	**Forest Green**	**Canvas**	**Dark Bronze**	**Black**
Unit No.	2562417	2605159	0916044	1232850	-	-	-

Vintage Screw - Retractable Insect Screen *(2008 - January 2024)*							
Description 8 x 1 PH PAN							
Color	**White**	**Terratone**	**Sandtone**	**Forest Green**	**Canvas**	**Dark Bronze**	**Black**
Unit No.	2562419	2605160	0916045	1232851	-	-	-

Vintage Screw - Retractable Insect Screen *(2008 - January 2024)*							
Description 8-32 x 1 1/2 PH PAN SS							
Color	**White**	**Terratone**	**Sandtone**	**Forest Green**	**Canvas**	**Dark Bronze**	**Black**
Unit No.	2562420	2605161	0916046	1232852	-	-	-

Vintage Screw - Anchor / Sill / Insect Screen / Retractable *(2008 - January 2024)*		
		Gray
		2562339
Vintage Screw - Insect Screen / Retractable *(2008 - January 2024)*		
	Description	**Order No.**
	6-32 x 1/2 PH FL TYP F	2562412
Vintage Screw - Insect Screen / Retractable *(2008 - January 2024)*		
	Description	**Order No.**
	8 x 1 1/2 PH FL	2562413
Vintage Screw - Insect Screen / Retractable *(2008 - January 2024)*		
	Description	**Order No.**
	8-18 x 1 1/2 PH PAN SS	2562421

Grilles

Grilles

Interior Grilles - Standard / Custom - Traditional Panel
Note: Replacement interior grilles for standard and custom-sized doors are made to order. Grilles include fasteners when required. See **Interior Grille Installation Video**. Permanently applied interior/exterior grilles can only be ordered by Andersen Territory Service Representatives, Andersen Service Dealers and Providers available in the Service Replacement Only section **page 156**.
Grilles - Standard / Interior
To order, state: 1. Description of Part (Interior Grille, Exterior/Interior color/finish, Pattern, Profile) 2. Product ID (from product label, see **page 10**)

Interior Grilles - Standard / Custom - Traditional Panel

Exterior color options:

White	Canvas	Dove Gray	Sandtone
Terratone	Forest Green	Prairie Grass	Red Rock
Black	Dark Bronze	Cocoa Bean	

Interior wood species/finish/color options:

Pine	Maple	Oak	Mahogany
Douglas Fir	Cherry		
Unfinished	Russet	Espresso	Clear Coat
Honey	Cinnamon	Mocha	
White-Painted	Birch Bark	Primed	Sandtone
Canvas	Terratone	Forest Green	Dove Gray
Prairie Grass	Cocoa Bean	Red Rock	Dark Bronze
Black			

Pattern options:

Diamond	Queen Anne	Colonial	Modified Colonial	Modified Colonial w/ SCR
Tall Fractional	Tall Fractional w/SCR	Short Fractional	Short Fractional w/SCR	Prairie
Specified Equal Light		Custom		

Profile options:

3/4 inch	7/8 inch	1 1/8 inch	2 1/4 inch

Interior Grilles - Standard / Custom - Contemporary Panel

Note:
Replacement interior grilles for standard and custom-sized doors are made to order. Grilles include fasteners when required. See Interior Grille Installation Video. Permanently applied interior/exterior grilles can only be ordered by Andersen Territory Service Representatives, Andersen Service Dealers and Providers available in the Service Replacement Only section page 156.

Grilles - Standard / Interior

To order, state:
1. Description of Part (Interior Grille, Exterior/Interior color/finish, Pattern, Profile)
2. Product ID (from product label, see page 10)

Interior Grilles - Standard / Custom - Contemporary Panel



Exterior color options:

White	Canvas	Dove Gray	Sandtone
Terratone	Forest Green	Prairie Grass	Red Rock
Black	Dark Bronze	Cocoa Bean	

Interior wood species/finish/color options:

Pine	Maple	Oak	Mahogany
Douglas Fir	Cherry		
Unfinished	Russet	Espresso	Clear Coat
Honey	Cinnamon	Mocha	
White-Painted	Birch Bark	Primed	Sandtone
Canvas	Terratone	Forest Green	Dove Gray
Prairie Grass	Cocoa Bean	Red Rock	Dark Bronze
Black			

Pattern options:

		Colonial	Modified Colonial	Modified Colonial w/ SCR
Tall Fractional	Tall Fractional w/SCR	Short Fractional	Short Fractional w/SCR	Prairie
Specified Equal Light				

Profile options:

5/8 inch	3/4 inch	2 1/4 inch	3 1/2 inch

Grilles

Interior Grille Parts and Tools

Grille Fastener for Wood Stop

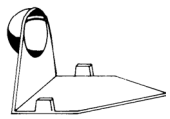

Color	Order No.
All	1974314

Interior Grille Fastener

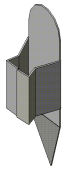

Color	Order No.
White	1974310
Sandtone	8154120
Terratone	2601210
Forest Green	9046244
Canvas	9131693
Dark Bronze	9131694
Black	9131695

Installation Tool

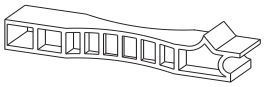

Order No.
9019326

Hardware

Hardware

Hardware - Tribeca®

Note: See Accessory Guide 0005414. Multi-point lock/latch receiver and fasteners not included in trim set. Consider ordering a new multi-point reachout lock/latch receiver kit when replacing your trim set.

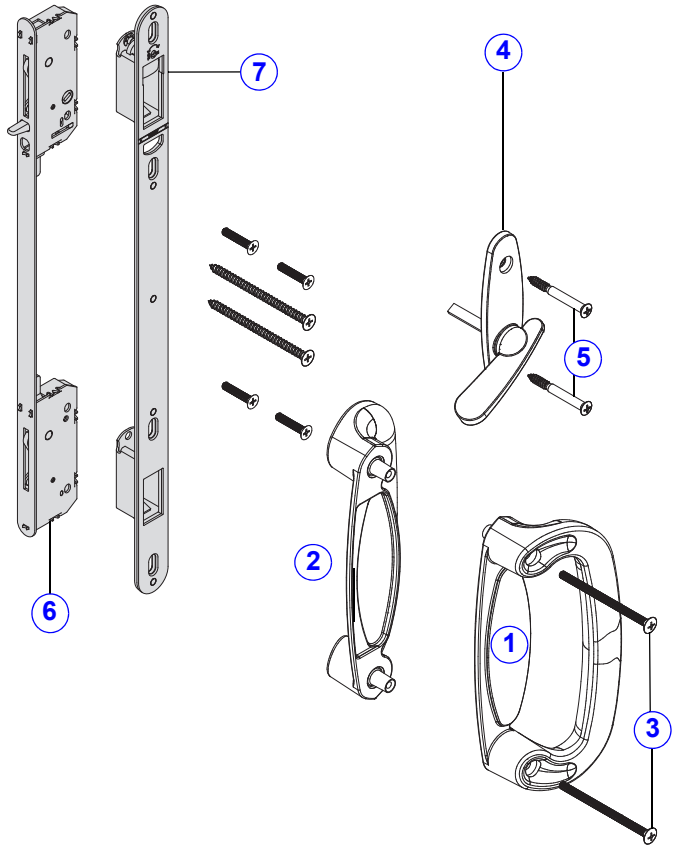

1. Interior Handle
2. Exterior Handle
3. #8 x 2 11/16˝ Oval Head Bolt
4. Latch Lever
5. #10-16 X 1-3/4˝, PH W/#8 Oval Head, Type AB Screw
6. Multi-Point Lock Assembly 2-panel
7. Multi-Point Latch Receiver 2-panel

Metro Collection Tribeca for Gliding Doors - 2-Panel Trim Set

Trim Set Hardware - Tribeca® / Interior and Exterior				
	Panels	Stone	White	Black
	2	2565696	2565694	9184666
	4	2565697	2565695	9184667
Trim Set Hardware - Tribeca® / Interior				
	Panels	Stone	White	Black
	2	2562078	2562076	9184664
	4	2562079	2562077	9184665
Trim Set Hardware - Tribeca® / Exterior				

Hardware

	Panels	Stone	White	Black
	2	2562034	2562032	9184662
	4	2562035	2562033	9184663

Hardware

Handle - Tribeca® / Interior Ref. No. 1 page 72		
Note: Handles are sold assembled with escutcheon plates.	**Finish**	**Order No.**
	Stone	2573603
	White	2573602
	Black	9184677
Handle - Tribeca® / Exterior Ref. No. 2 page 72		
Note: Handles are sold assembled with escutcheon plates.	**Finish**	**Order No.**
	Stone	2573605
	White	2573604
	Black	9184678
Thumb Latch/Latch Lever - Tribeca® / Interior Lock Ref No.4 page 72		
Note: Ships with fasteners. See Latch Lever Replacement Video.	**Finish**	**Order No.**
	Stone	2573611
	White	2573609
	Black	9184679

Lock Assembly with Keys - Tribeca®

Note:
Keyed Alike Assembly must be ordered in quantities of two (2) or more.
Lock assemblies will have two (2) cut keys and two (2) 2 1/4″ bolts page 103.
See Accessory Guide 0005196. See Installation Video.

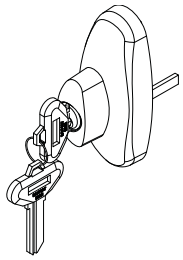

Finish	Lock Assembly		Keyed Alike Assembly	
	Left	Right	Left	Right
Stone	2573069	2573079	9056179	9056181
White	2573068	2573078	9056178	9056180
Black	9184674	9184675	9184693	9184694

Lock Assembly with Keys - Tribeca® / Exterior/ Keyed Alike Right-Hand and Left-Hand

Note:
Contains 1 right hand and 1 left hand assembly

Finish	Order No.
Stone	9056204
White	9056205
Black	9184695

Key Cylinder - Tribeca®

Note:
Tribeca® lock assembly uses a 6 pin replacement cylinder are found on page 98.

Bolt Package for Exterior Lock - Tribeca® (Pair)



Length	Finish	Order No.
2 1/4″	Stone	2573648
2 1/4″	White	2573647

Lock Housing

Note:
Replace with entire exterior lock assembly.

Stone	White
N/A	

Hardware

Hardware - Anvers®

Note: See Accessory Guide 0005414. Multi-point lock/latch receiver and fasteners not included in trim set. Consider ordering a new multi-point reachout lock/latch receiver kit when replacing your trim set.

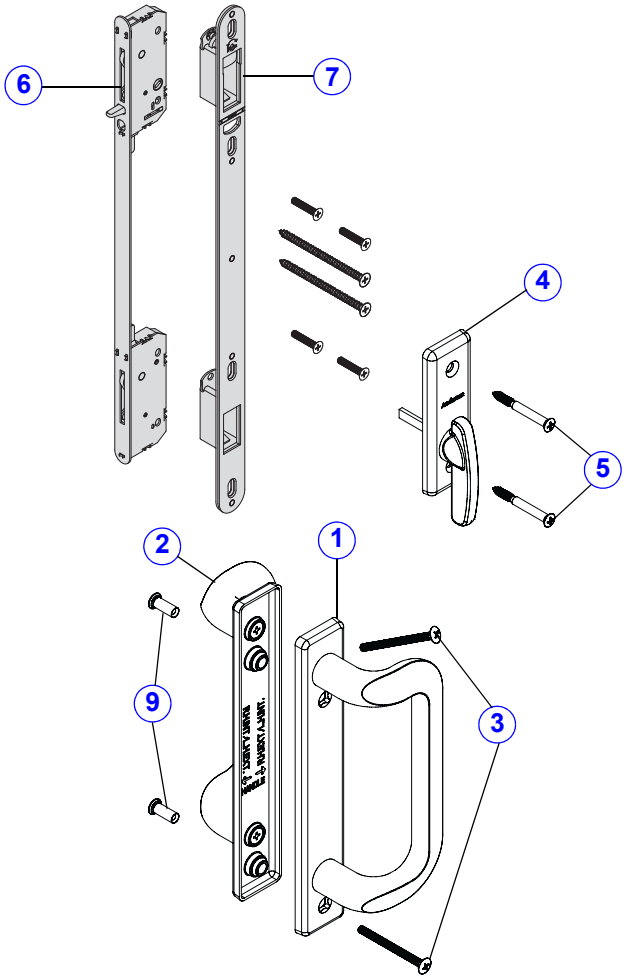

1. Handle RH Interior/LH Exterior
2. Handle LH Interior/RH Exterior
3. #8 x 2˝ Oval Head Threaded Bolt
4. Latch Lever
5. #8 x 1 3/4˝ Oval Head Screw
6. Multi-Point Lock Assembly 2-panel
7. Multi-Point Latch Receiver 2-panel
9. Mounting Stud

Anvers® Gliding Patio Door Hardware - 2-Panel Trim Set

Trim Set Hardware - Anvers® / Interior and Exterior See Illustration page 76

Panels	Finish	Order No.
2	Bright Brass	2565539
	Oil Rubbed Bronze	2565543
	Satin Nickel	2565541
4	Bright Brass	2565540
	Oil Rubbed Bronze	2565544
	Satin Nickel	2565542

Trim Set Hardware - Anvers® / Interior See Illustration page 76

Panels	Finish	Order No.
2	Bright Brass	2562092
	Oil Rubbed Bronze	2562103
	Satin Nickel	2562109
4	Bright Brass	2562093
	Oil Rubbed Bronze	2562112
	Satin Nickel	2562118

Trim Set Hardware - Anvers® / Exterior See Illustration page 76

Panels	Finish	Order No.
2	Bright Brass	2562048
	Oil Rubbed Bronze	2562066
	Satin Nickel	2562072
4	Bright Brass	2562049
	Oil Rubbed Bronze	2562067
	Satin Nickel	2562073

Handle - Anvers® Ref. No. 1 & 2 page 76

Note:
Handles are sold assembled with escutcheon plates.

Finish	Left Interior/ Right Exterior	Right Interior/ Left Exterior
Bright Brass	2573219	2573220
Oil Rubbed Bronze	2573221	2573222
Satin Nickel	2573223	2573224

Thumb Latch / Latch Lever - Anvers® / Interior Lock Ref. No. 4 page 76

Note:
Ships with fasteners. See Latch Lever Replacement Video.

Finish	Order No.
Bright Brass	2573239
Oil Rubbed Bronze	2573240
Satin Nickel	2573241

Screw Package - Trim Set / Anvers®

Note:
Screw package is included in the shared hardware section page 102.

Hardware

Lock Assembly with Keys - Anvers®

Note:
Keyed Alike Assembly must be ordered in quantities of two (2) or more.
Lock assemblies will have two (2) cut keys and two (2) 2 1/4″ bolts page 103.
See Accessory Guide 0005196. See Installation Video.

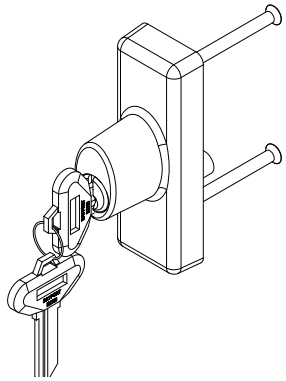

Finish	Lock Assembly		Keyed Alike Assembly	
	Left	Right	Left	Right
Bright Brass	2573269	2573090	9056172	9056175
Oil Rubbed Bronze	2573270	2573091	9056173	9056176
Satin Nickel	2573271	2573092	9056174	9056177

Lock Assembly with Keys - Anvers® / Exterior/ Keyed Alike Right-Hand and Left-Hand

Note:
Contains 1 right hand and 1 left hand assembly

Finish	Order No.
Bright Brass	9056201
Oil Rubbed Bronze	9056202
Satin Nickel	9056203

Key Cylinder - Anvers®

Note:
Anvers® lock assembly uses a 6 pin replacement cylinder are found on page 98.

Bolt Package - Anvers® / Exterior Lock

Note:
Bolt package is included in the lock parts / current section page 103.

Lock Housing - Anvers® / Exterior

Note:
Replace with complete exterior lock assembly.

Finish	Order No.
Bright Brass	N/A
Oil Rubbed Bronze	
Satin Nickel	

Hardware - Newbury®

Note: See Accessory Guide 0005414. Multi-point lock/latch receiver and fasteners **not** included in trim set. Consider ordering a new multi-point reachout lock/latch receiver kit when replacing your trim set.

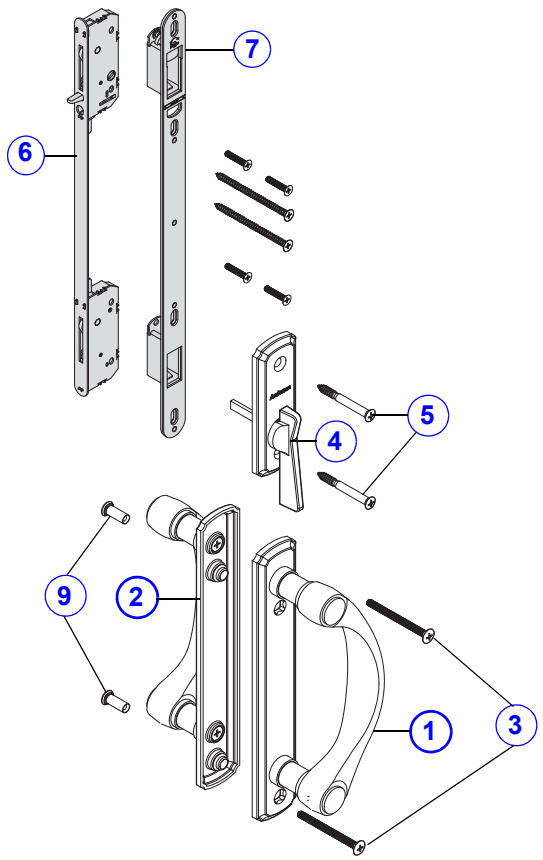

1. Handle RH Interior/LH Exterior
2. Handle LH Interior/RH Exterior
3. #8 x 2˝ Oval Head Threaded Bolt
4. Latch Lever
5. #8 x 1 3/4˝ Oval Head Screw
6. Multi-Point Lock Assembly 2-panel
7. Multi-Point Latch Receiver 2-panel
9. Mounting Stud

Newbury® Gliding Patio Door Hardware - Panel Trim Set

Trim Set Hardware - Newbury® / Interior and Exterior

Panels	Finish	Order No.
2	Antique Brass	2565686
	Brushed Chrome	N/A
	Chrome	N/A
	Bright Brass	2565684
	Oil Rubbed Bronze	2579744
	Satin Nickel	2579435
4	Antique Brass	2565687
	Brushed Chrome	N/A
	Chrome	N/A
	Bright Brass	2565685
	Oil Rubbed Bronze	2579745
	Satin Nickel	2579436

Hardware

Trim Set Hardware - Newbury® / Interior

Panels	Finish	Order No.
2	Antique Brass	2562082
	Brushed Chrome	N/A
	Chrome	N/A
	Bright Brass	2562080
	Oil Rubbed Bronze	2562088
	Satin Nickel	2562090
4	Antique Brass	2562081
	Brushed Chrome	N/A
	Chrome	N/A
	Bright Brass	2562083
	Oil Rubbed Bronze	2562089
	Satin Nickel	2562091

Trim Set Hardware - Newbury® / 2-Panel / Exterior

Panels	Finish	Order No.
2	Antique Brass	2562036
	Brushed Chrome	N/A
	Chrome	N/A
	Bright Brass	2562038
	Oil Rubbed Bronze	2562044
	Satin Nickel	2562046
4	Antique Brass	2562037
	Brushed Chrome	N/A
	Chrome	N/A
	Bright Brass	2562039
	Oil Rubbed Bronze	2562045
	Satin Nickel	2562047

Handle - Newbury® Ref. No. 1 and 2 page 79

Note:
Handles are sold assembled with escutcheon plates.

Finish	Left Interior/ Right Exterior	Right Interior/ Left Exterior
Antique Brass	2573593	2573596
Brushed Chrome	N/A	N/A
Chrome	N/A	N/A
Bright Brass	2573594	2573597
Oil Rubbed Bronze	2579941	2579943
Satin Nickel	2579433	2579434

Thumb Latch / Latch Lever - Newbury® / Inside Lock Ref. No. 4 page 79

Note:
Ships with fasteners. See Latch Lever Replacement Video.

Finish	Order No.
Antique Brass	2573599
Brushed Chrome	N/A
Chrome	N/A
Bright Brass	2573601
Oil Rubbed Bronze	2579949
Satin Nickel	2579425

Screw Package - Trim Set / Newbury®

Note:
Screw package is included in the shared hardware section page 102.

Hardware

Lock Assembly with Keys - Newbury®

Note:
Keyed Alike Assembly must be ordered in quantities of two (2) or more.
Lock assemblies will have two (2) cut keys and two (2) 2 1/4″ bolts page 103.
See Accessory Guide 0005196. See Installation Video.

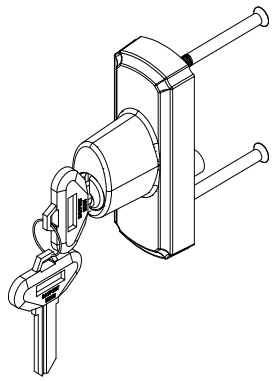

Finish	Lock Assembly		Keyed Alike Assembly	
	Left	Right	Left	Right
Antique Brass	2573071	2573081	9056152	9056158
Brushed Chrome	N/A	N/A	N/A	N/A
Chrome	N/A	N/A	N/A	N/A
Bright Brass	2573070	2573080	9056155	9056161
Oil Rubbed Bronze	2573074	2573084	9056156	9056162
Satin Nickel	2573073	2573083	9056157	9056163

Lock Assembly with Keys - Newbury®/ Exterior/ Keyed Alike Right-Hand and Left-Hand

Note:
Contains 1 right hand and 1 left hand assembly

Finish	Order No.
Antique Brass	9056206
Brushed Chrome	N/A
Chrome	N/A
Bright Brass	9056209
Oil Rubbed Bronze	9056210
Satin Nickel	9056211

Key Cylinder - Newbury®

Note:
Newbury® lock assembly uses a 6 pin replacement cylinder are found on page 98.

Bolt Package - Newbury® / Exterior Lock

Note:
Bolt package is included in the shared lock parts section page 103.

Lock Housing - Newbury® / Exterior

Note:
Replace with complete exterior lock assembly.

Finish	Order No.
Antique Brass	N/A
Brushed Chrome	
Chrome	
Bright Brass	
Oil Rubbed Bronze	
Satin Nickel	

Hardware - Covington™

Note: See Accessory Guide 0005414. Multi-point lock/latch receiver and fasteners **not** included in trim set. Consider ordering a new multi-point reachout lock/latch receiver kit when replacing your trim set. Newbury is warranty replacement for items N/A.

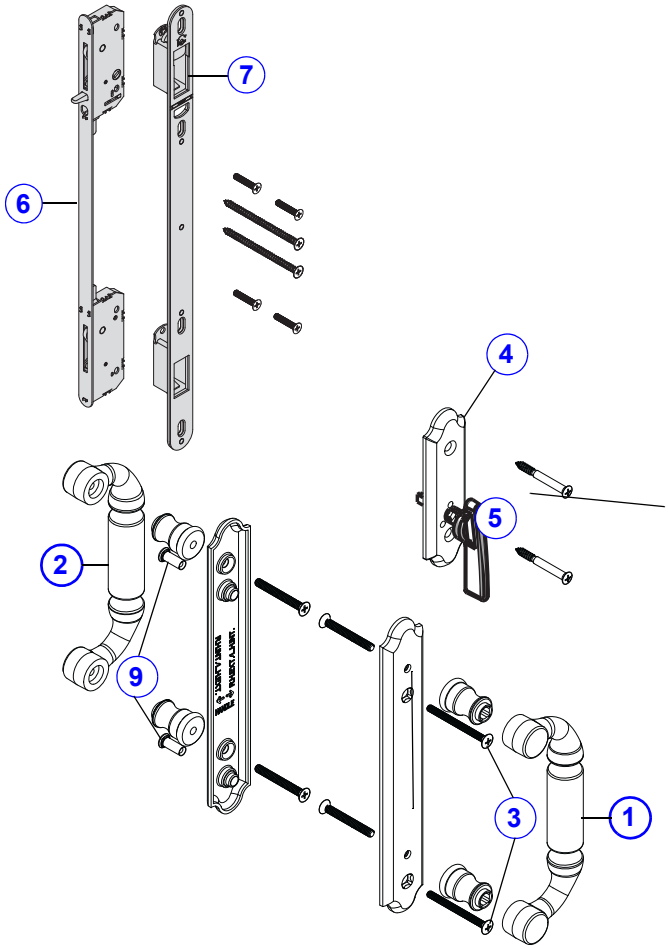

Note:
Interior/Exterior handles and thumb latch come assembled.

1. Handle RH Interior/LH Exterior
2. Handle LH Interior/RH Exterior/
3. #8 x 2˝ Oval Head Threaded Bolt
4. Lever Latch
5. #8 x 1 3/4˝ Oval Head Screw
6. Multi-Point Lock Assembly 2-panel
7. Multi-Point Latch Receiver 2-panel
8. Cover Plate
   (Not used with A Series Doors)
9. Mounting Stud

Covington™ Gliding Patio Door Hardware - 2-Panel Trim Set

Trim Set Hardware - Covington™ / Interior and Exterior See Illustration page 83

Panels	Finish	Order No.
2	Antique Brass	N/A
	Bright Brass	N/A
	Oil Rubbed Bronze	N/A
4	Antique Brass	N/A
	Bright Brass	N/A
	Oil Rubbed Bronze	N/A

Hardware

Trim Set Hardware - Covington™ / Interior See Illustration page 83

Panels	Finish	Order No.
2	Antique Brass	N/A
	Bright Brass	N/A
	Oil Rubbed Bronze	N/A
4	Antique Brass	N/A
	Bright Brass	N/A
	Oil Rubbed Bronze	N/A

Trim Set Hardware - Covington™ / Exterior See Illustration page 83

Panels	Finish	Order No.
2	Antique Brass	N/A
	Bright Brass	N/A
	Oil Rubbed Bronze	N/A
4	Antique Brass	N/A
	Bright Brass	N/A
	Oil Rubbed Bronze	N/A

Handle - Covington™ Ref. No. 1& 2 page 83

Note:
Handles are sold assembled with escutcheon plates.

Finish	Left Interior/ Right Exterior	Right Interior/ Left Exterior
Antique Brass	N/A	N/A
Bright Brass	N/A	N/A
Oil Rubbed Bronze	N/A	N/A

Thumb Latch / Latch Lever - Covington™ / Interior Lock Ref No. 4 page 83

Note:
Ships with fasteners. See Latch Lever Replacement Video.

Finish	Order No.
Antique Brass	N/A
Bright Brass	N/A
Oil Rubbed Bronze	N/A

Screw Package - Trim Set / Covington™

Note:
Screw package is included in the shared hardware section page 102.

Lock Assembly with Keys - Covington™

Note:
Keyed Alike Assembly must be ordered in quantities of two (2) or more.
Lock assemblies will have two (2) cut keys and two (2) 2 1/4″ bolts page 103.
See Accessory Guide 0005196. See Installation Video.

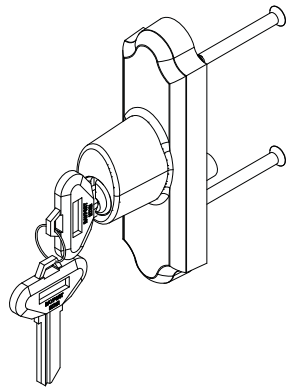

Finish	Lock Assembly		Keyed Alike Assembly	
	Left	Right	Left	Right
Antique Brass	N/A	N/A	N/A	N/A
Bright Brass	N/A	N/A	N/A	N/A
Oil Rubbed Bronze	N/A	N/A	N/A	N/A

Lock Assembly with Keys - Covington™ / Exterior/ Keyed Alike Right-Hand and Left-Hand

Note:
Contains 1 right hand and 1 left hand assembly

Finish	Order No.
Antique Brass	N/A
Bright Brass	N/A
Oil Rubbed Bronze	N/A

Bolt Package - Covington™ / Exterior Lock

Note:
Bolt package is included in the shared lock parts section page 103.

Lock Housing - Covington™ / Exterior

Note:
Replace with complete exterior lock assembly.

Finish	Order No.
Antique Brass	N/A
Bright Brass	
Oil Rubbed Bronze	

Hardware

Hardware - Whitmore®

Note: See Accessory Guide 0005414. Multi-point lock/latch receiver and fasteners **not** included in trim set. Consider ordering a new multi-point reachout lock/latch receiver kit when replacing your trim set. Newbury is warranty replacement for items N/A.

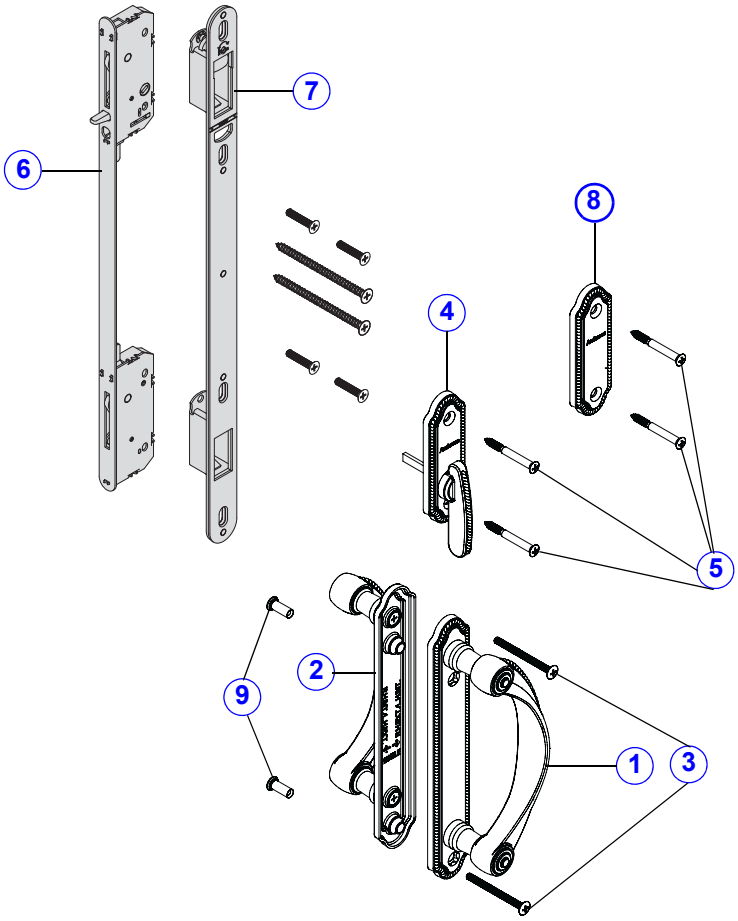

1. Handle RH Interior/LH Exterior
2. Handle LH Interior/RH Exterior
3. #8 x 2˝ Oval Head Threaded Bolt
4. Latch Lever
5. #8 x 1 3/4˝ Oval Head Screw
6. Multi-Point Lock Assembly 2-panel
7. Multi-Point Latch Receiver 2-panel
8. Cover Plate
   (Not used with A Series Doors)
9. Mounting Stud

Whitmore® Gliding Patio Door Hardware - 2-Panel Trim Set

Trim Set Hardware - Whitmore® / Interior and Exterior

Panels	Finish	Order No.
2	Antique Brass	N/A
	Bright Brass	N/A
	Oil Rubbed Bronze	N/A
	Satin Nickel	N/A
4	Antique Brass	N/A
	Bright Brass	N/A
	Oil Rubbed Bronze	N/A
	Satin Nickel	N/A

Trim Set Hardware - Whitmore® / Interior

Panels	Finish	Order No.
2	Antique Brass	N/A
	Bright Brass	N/A
	Oil Rubbed Bronze	N/A
	Satin Nickel	N/A
4	Antique Brass	N/A
	Bright Brass	N/A
	Oil Rubbed Bronze	N/A
	Satin Nickel	N/A

Trim Set Hardware - Whitmore® / Exterior

Panels	Finish	Order No.
2	Antique Brass	N/A
	Bright Brass	N/A
	Oil Rubbed Bronze	N/A
	Satin Nickel	N/A
4	Antique Brass	N/A
	Bright Brass	N/A
	Oil Rubbed Bronze	N/A
	Satin Nickel	N/A

Handle - Whitmore® Ref. No. 1 & 2 page 86

Note:
Handles are sold assembled with escutcheon plates.

Finish	Left Interior/ Right Exterior	Right Interior/ Left Exterior
Antique Brass	N/A	N/A
Bright Brass	N/A	N/A
Oil Rubbed Bronze	N/A	N/A
Satin Nickel	N/A	N/A

Thumb Latch / Latch Lever - Whitmore® / Interior Lock Ref. No. 4 page 86

Note:
Ships with fasteners. See Latch Lever Replacement Video.

Finish	Order No.
Antique Brass	N/A
Bright Brass	N/A
Oil Rubbed Bronze	N/A
Satin Nickel	N/A

Screw Package - Trim Set / Whitmore®

Note:
Screw package is included in the shared hardware section page 102.

Hardware

Lock Assembly with Keys - Whitmore® / Exterior

Note:
Keyed Alike Assembly must be ordered in quantities of two (2) or more.
Lock assemblies will have two (2) cut keys and two (2) 2 1/4″ bolts page 103.
See Accessory Guide 0005196. See Installation Video.

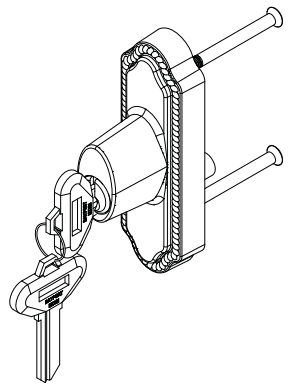

Finish	Lock Assembly		Keyed Alike Assembly	
	Left	Right	Left	Right
Antique Brass	N/A	N/A	N/A	N/A
Bright Brass	N/A	N/A	N/A	N/A
Oil Rubbed Bronze	N/A	N/A	N/A	N/A
Satin Nickel	N/A	N/A	N/A	N/A

Lock Assembly with Keys - Whitmore® / Exterior/ Keyed Alike Right-Hand and Left-Hand

Note:
Contains 1 right hand and 1 left hand assembly

Finish	Order No.
Antique Brass	N/A
Bright Brass	N/A
Oil Rubbed Bronze	N/A
Satin Nickel	N/A

Key Cylinder - Whitmore®

Note:
Whitmore® lock assembly uses a 6 pin replacement cylinder are found on page 98.

Bolt Package - Whitmore® / Exterior Lock

Note:
Bolt package is included in the shared lock parts section page 103.

Lock Housing - Whitmore® / Exterior

Note:
Replace with complete exterior lock assembly.

Finish	Order No.
Antique Brass	N/A
Bright Brass	
Oil Rubbed Bronze	
Satin Nickel	

Hardware - Encino®

Note:
See Accessory Guide 0005414. Multi-point lock/latch receiver and fasteners **not** included in trim set. Consider ordering a new multi-point reachout lock/latch receiver kit when replacing your trim set.

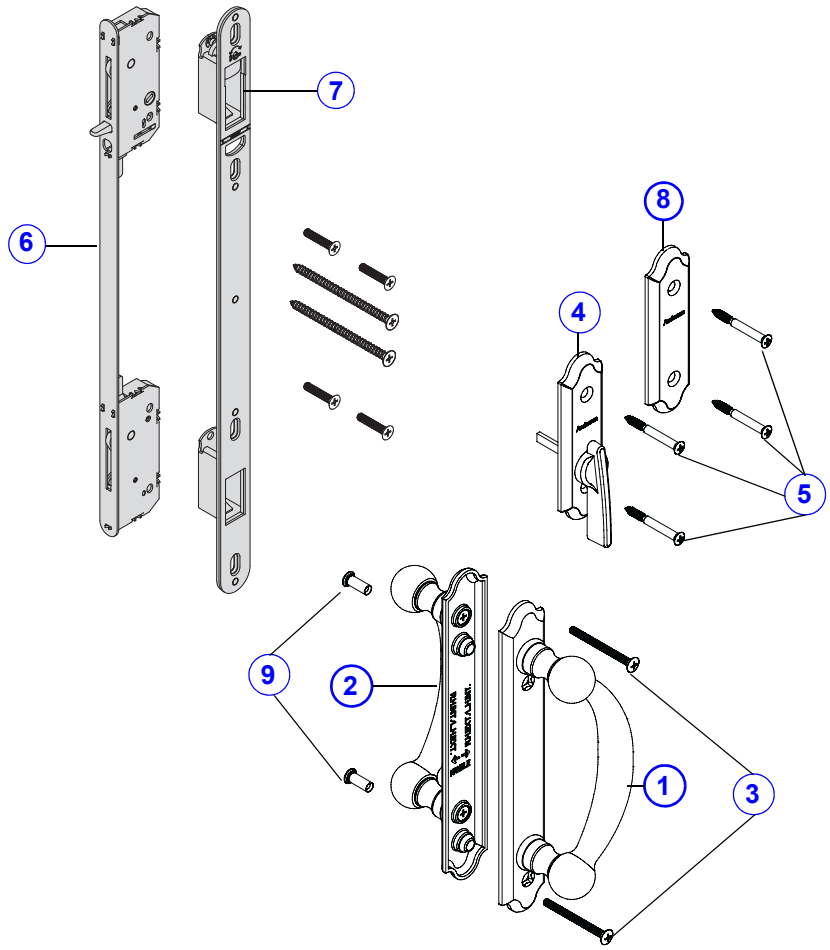

1. Handle RH Interior/LH Exterior
2. Handle LH Interior/RH Exterior
3. #8 x 2˝ Oval Head Threaded Bolt
4. Lever Latch
5. #8 x 1 3/4˝ Oval Head Screw
6. Multi-Point Lock Assembly 2-panel
7. Multi-Point Latch Receiver 2-panel
8. Cover Plate
   (Not used with A Series Doors)
9. Mounting Stud

Encino® Gliding Patio Door Hardware - 2-Panel Trim Set

Trim Set Hardware - Encino® / Interior and Exterior			
	Panels	Finish	Order No.
	2	Distressed Bronze	2565553
		Distressed Nickel	2565555
	4	Distressed Bronze	2565554
		Distressed Nickel	2565556

Hardware

Trim Set Hardware - Encino® / Interior			
	Panels	**Finish**	**Order No.**
	2	Distressed Bronze	2562113
		Distressed Nickel	2562117
	4	Distressed Bronze	2562104
		Distressed Nickel	2562108

Trim Set Hardware - Encino® / Exterior			
	Panels	**Finish**	**Order No.**
	2	Distressed Bronze	2562058
		Distressed Nickel	2562062
	4	Distressed Bronze	2562059
		Distressed Nickel	2562063

Handle - Encino® Ref. No. 1 & 2 page 89

Note:
Handles are sold assembled with escutcheon plates.

Finish	Left Interior/ Right Exterior	Right Interior/ Left Exterior
Distressed Bronze	2573161	2573162
Distressed Nickel	2573163	2573164

Thumb Latch / Latch Lever - Encino® / Interior Lock Ref. No. 4 page 89

Note:
Ships with fasteners. See Latch Lever Replacement Video.

Finish	Order No.
Distressed Bronze	2573169
Distressed Nickel	2573170

Screw Package - Trim Set / Encino®

Note:
Screw package is included in the shared hardware section page 102.

Lock Assembly with Keys - Encino®

Note:
Keyed Alike Assembly must be ordered in quantities of two (2) or more.
Lock assemblies will have two (2) cut keys and two (2) 2 1/4″ bolts page 103.
See Accessory Guide 0005196. See Installation Video.

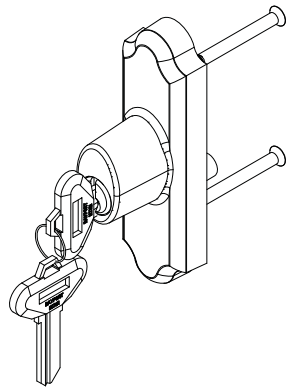

Finish	Lock Assembly		Keyed Alike Assembly	
	Left	Right	Left	Right
Distressed Bronze	2573189	2573086	9056182	9056184
Distressed Nickel	2573190	2573087	9056183	9056185

Lock Assembly with Keys - Encino® / Exterior / Keyed Alike Right Hand and Left Hand

Note:
Contains 1 right hand and 1 left hand assembly

Finish	Order No.
Distressed Bronze	9056216
Distressed Nickel	9056217

Key Cylinder - Encino®

Note:
Encino® lock assembly uses a 6 pin replacement cylinder are found on page 98.

Bolt Package - Encino® / Exterior Lock

Note:
Bolt package is included in the shared lock parts section page 103.

Lock Housing - Encino® / Exterior

Note:
Replace with complete exterior lock assembly.

Finish	Order No.
Distressed Bronze	N/A
Distressed Nickel	

Hardware

Hardware - Yuma®

Note:
See Accessory Guide 0005414. Multi-point lock/latch receiver and fasteners **not** included in trim set. Consider ordering a new multi-point reachout lock/latch receiver kit when replacing your trim set.

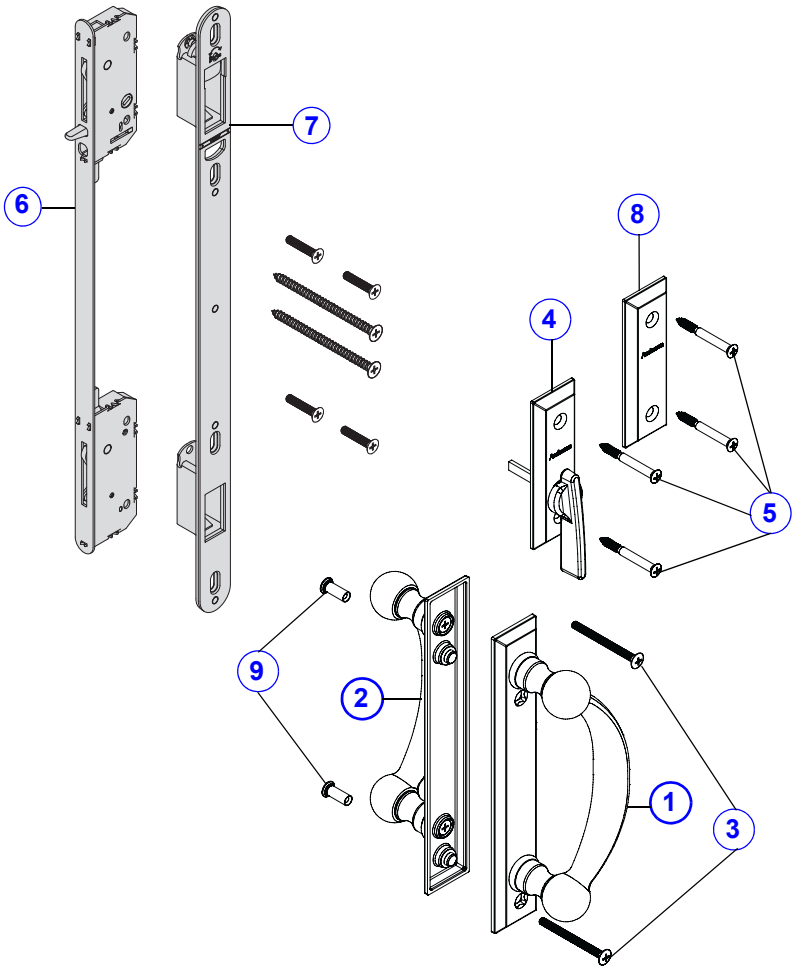

1. Handle RH Interior/LH Exterior
2. Handle LH Interior/RH Exterior
3. #8 x 2˝ Oval Head Threaded Bolt
4. Latch Lever
5. #8 x1 3/4˝ Screw
6. Multi-Point Lock Assembly 2-panel
7. Multi-Point Latch Receiver 2-panel
8. Cover Plate
   (Not used with A Series Doors)
9. Mounting Stud

Yuma® Gliding Patio Door Hardware - 2-Panel Trim Set

Trim Set Hardware - Yuma® / Interior and Exterior

Panels	Finish	Order No.
2	Distressed Bronze	2565557
	Distressed Nickel	2565559
4	Distressed Bronze	2565558
	Distressed Nickel	2565560

Hardware

Trim Set Hardware - Yuma® / Interior See Illustration page 92

Panels	Finish	Order No.
2	Distressed Bronze	2562115
	Distressed Nickel	2562119
4	Distressed Bronze	2562106
	Distressed Nickel	2562110

Trim Set Hardware - Yuma® / Exterior See Illustration page 92

Panels	Finish	Order No.
2	Distressed Bronze	2562060
	Distressed Nickel	2562064
4	Distressed Bronze	2562061
	Distressed Nickel	2562065

Handle - Yuma® Ref. No. 1& 2 page 92

Note:
Handles are sold assembled with escutcheon plates.

Finish	Left Interior/ Right Exterior	Right Interior/ Left Exterior
Distressed Bronze	2573165	2573166
Distressed Nickel	2573167	2573168

Thumb Latch / Latch Lever - Yuma® / Interior Lock Ref. No. 4 page 92

Note:
Ships with fasteners. See Latch Lever Replacement Video.

Finish	Order No.
Distressed Bronze	2573171
Distressed Nickel	2573172

Screw Package - Trim Set / Yuma®

Note:
Screw package is included in the shared hardware section page 102.

Hardware

Lock Assembly with Keys - Yuma®

Note:
Keyed Alike Assembly must be ordered in quantities of two (2) or more.
Lock assemblies will have two (2) cut keys and two (2) 2 1/4″ bolts page 103.
See Accessory Guide 0005196. See Installation Video.

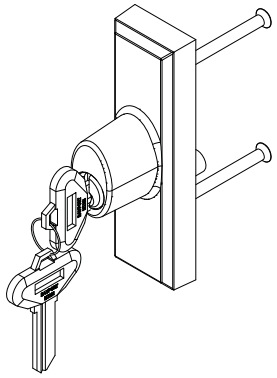

Finish	Lock Assembly		Keyed Alike Assembly	
	Left	Right	Left	Right
Distressed Bronze	2573193	2573088	9056188	9056186
Distressed Nickel	2573194	2573089	9056189	9056187

Lock Assembly with Keys - Yuma® / Exterior/ Keyed Alike Right-Hand and Left-Hand

Note:
Contains 1 right hand and 1 left hand assembly

Finish	Order No.
Distressed Bronze	9056218
Distressed Nickel	9056219

Key Cylinder - Yuma®

Note:
Yuma® lock assembly uses a 6 pin replacement cylinder are found on page 98.

Bolt Package - Yuma® / Exterior Lock

Note:
Bolt package is included in the shared lock parts section page 103.

Lock Housing - Yuma® / Exterior

Note:
Replace with complete exterior lock assembly.

Finish	Order No.
Distressed Bronze	N/A
Distressed Nickel	

Hardware - Albany

Note: See Accessory Guide 0005414. Multi-point lock/latch receiver and fasteners **not** included in trim set. Consider ordering a new multi-point reachout lock/latch receiver kit when replacing your trim set.

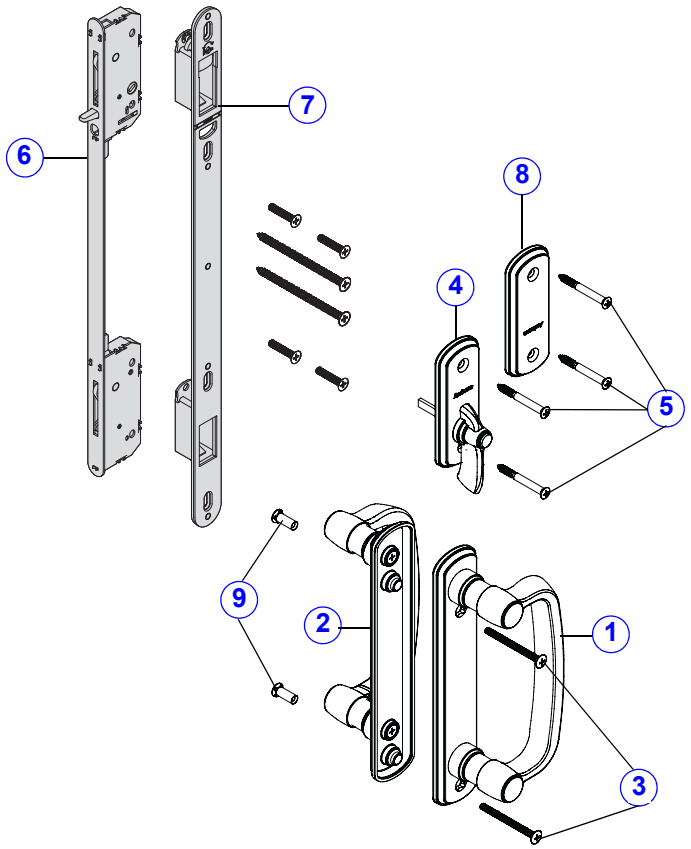

1. Handle RH Interior/LH Exterior
2. Handle LH Interior/RH Exterior
3. #8 x 2˝ Oval Head Threaded Bolt
4. Latch Lever
5. #8 x1 3/4˝ Screw
6. Multi-Point Lock Assembly 2-panel
7. Multi-Point Latch Receiver 2-panel
8. Cover Plate
   (Not used with A Series Doors)
9. Mounting Stud

Albany Gliding Patio Door Hardware - 2-Panel Trim Set

Trim Set Hardware - Albany / Interior and Exterior

Panels	Finish	Order No.
2	White	9007538
	Stone	9007539
	Gold Dust	N/A
	Black	9007541
4	White	9007542
	Stone	9007543
	Gold Dust	N/A
	Black	9007545

Hardware

Trim Set Hardware - Albany / Interior

Panels	Finish	Order No.
2	White	9007554
	Stone	9007556
	Gold Dust	N/A
	Black	9007560
4	White	9007555
	Stone	9007557
	Gold Dust	N/A
	Black	9007561

Trim Set Hardware - Albany / Exterior

Panels	Finish	Order No.
2	White	9007562
	Stone	9007564
	Gold Dust	N/A
	Black	9007568
4	White	9007563
	Stone	9007565
	Gold Dust	N/A
	Black	9007569

Handle - Albany Ref. No. 1 & 2 page 95

Note:
Handles are sold assembled with escutcheon plates.

Finish	Left Interior/ Right Exterior	Right Interior/ Left Exterior
White	9018914	9018915
Stone	9018916	9018917
Gold Dust	N/A	N/A
Black	9018920	9018921

Thumb Latch / Latch Lever - Albany / Inside Lock Ref. No. 4 page 95

Note:
Ships with fasteners. See Latch Lever Replacement Video.

Finish	Order No.
White	9018922
Stone	9018923
Gold Dust	N/A
Black	9018925

Screw Package - Trim Set / Albany

Note:
Screw package is included in the shared hardware section page 102.

Lock Assembly with Keys - Albany/ Exterior

Note:
Keyed Alike Assembly must be ordered in quantities of two (2) or more.
Lock assemblies will have two (2) cut keys and two (2) 2 1/4″ bolts page 103.
See Accessory Guide 0005196. See Installation Video.

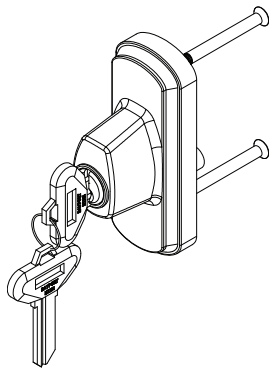

Finish	Lock Assembly		Keyed Alike Assembly	
	Left	Right	Left	Right
White	9018898	9018902	9056190	9056194
Stone	9018899	9018903	9056191	9056195
Gold Dust	N/A	N/A	N/A	N/A
Black	9018901	9018905	9056193	9056197

Lock Assembly with Keys - Albany / Exterior/ Keyed Alike Right-Hand and Left-Hand

Note:
Contains 1 right hand and 1 left hand assembly

Finish	Order No.
White	9056220
Stone	9056221
Gold Dust	N/A
Black	9056223

Key Cylinder - Albany

Note:
Albany lock assembly uses a 6 pin replacement cylinder are found on page 98.

Bolt Package - Yuma® / Exterior Lock

Note:
Bolt package is included in the shared lock parts section page 103.

Lock Housing - Albany / Exterior

Note:
Replace with complete exterior lock assembly.

Finish	Order No.
White	N/A
Stone	
Gold Dust	
Black	

Hardware

Hardware - Flush Mount

Note:
See **Installation Guide 9163117**.

Trim Set - Flush Mount

	One Direction				Two Directions	
	Keyed Lock		Non-Keyed Lock		Keyed Lock	Non-Keyed Lock
	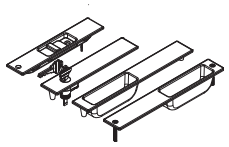		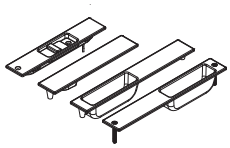		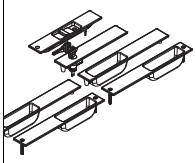	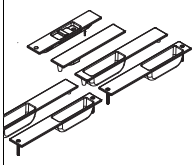
Finish	**Right**	**LH**	**Right**	**LH**	**Universal**	**Universal**
Satin Nickel	9165977	9165985	9165981	9165989	9197272	9197276
Oil Rubbed Bronze	9165978	9165986	9165982	9165990	9197273	9197277
Black	9165975	9165983	9165979	9165987	9197270	9197274
White	9165976	9165984	9165980	9165988	9197271	9197275

Hardware Pack- Flush Mount

	Keyed Lock		Non-Keyed Lock	
	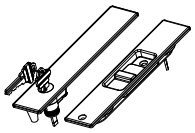		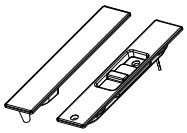	
Finish	**Right**	**LH**	**Right**	**LH**
Satin Nickel	9165965	9165966	9165967	9165968
Oil Rubbed Bronze	9165970	9165971	9165972	9165973
Black	9165955	9165956	9165957	9165958
White	9165960	9165961	9165962	9165963

Passive Handle Kit - Flush Mount

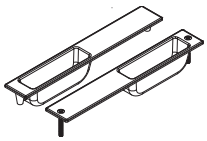

Finish	Order No.
Satin Nickel	9165969
Oil Rubbed Bronze	9165974
Black	9165959
White	9165964

Lock / Keeper - Multi-Point

Lock - Multi-Point Reachout / 2 Panel - 3 Panel - 4 Panel

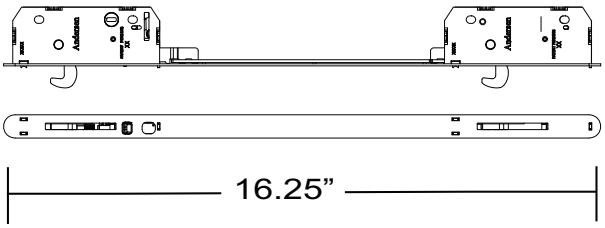

Note:	Order No.
Use on two, three and four panel doors. See Accessory Guide 0005414 and Screw Package for fastener detail.	9006388

Keeper - Multi-Point Reachout / 2 Panel - 3 Panel

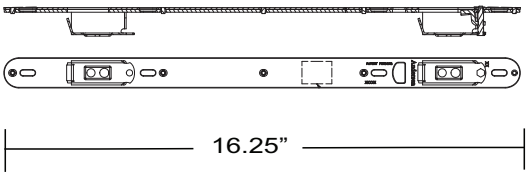

Note	Order No.
Use on two and three panel doors. See Accessory Guide 0005414 and Screw Package (security screw fastener) and fasteners (machine screw) for fastener detail as fastener quantities and sizes are unique for multi-point lock.	9006389

Keeper - Multi-Point Reachout / 4 Panel

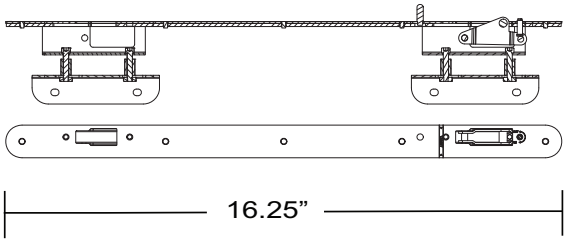

Note:	Order No.
Use on four panel doors. See Accessory Guide 0005414 and Screw Package for fastener detail as fastener quantities and sizes are unique for multi-point lock.	9019080

Hardware

Lock / Keeper - Flush Mount

Note:
See **Frame & Panel Installation Guides (9033251 & 9033252)** for more detail.

Lock and Keeper Kit - Flush Mount / 2 & 3 - Panel *(2023 to Present)*		
	Kit Includes: (1) Flush mount lock assembly (1) Latch keeper/receiver (1) Keeper locator (1) Keeper bezel (jamb) (1) #10 x 4 PH, FL, WS 18-8 SS screw (2) #10 x 3 PH, FL, WS 302 SS screws (2) 10-32 x 1 1/4 PH, FL, 302 SS machine screws	**Order No.** 9187799

Lock and Keeper Kit - Flush Mount / 4- Panel *(2023 to Present)*		
	Kit Includes: (1) Flush mount lock assembly (1) Latch keeper/receiver (1) Keeper locator (1) Keeper bezel (astragal) (5) #10 x 3 PH, FL, WS 302 SS screws	**Order No.** 9187800

Lock - Flush Mount / 2 Panel - 3 Panel - 4 Panel

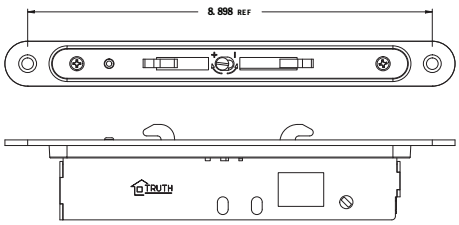

	Order No. 9192540

Keeper - Flush Mount / 2 Panel - 3 Panel - 4 Panel

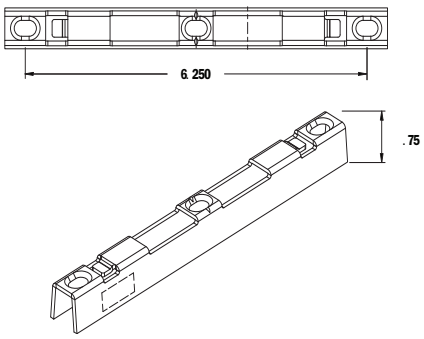

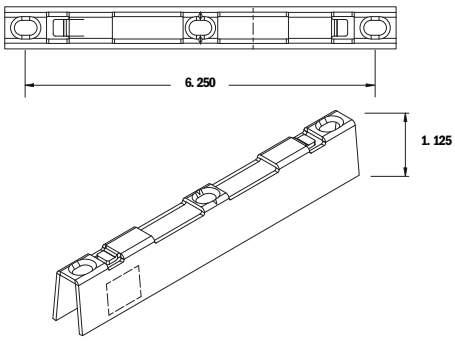

2 & 3 Panel	4 Panel
9149773	9192542

Hardware

Bezel - Jamb



Order No.
9192543

Bezel - Astragal



Order No.
9192544

Screw Package - Trim Set

Note:
See Installation Guide 9163117.

Color	Order No.
White	9197401
Black	9197400
Satin Nickel	9197402
Oil Rubbed Bronze	9197403

Screw Package - Lock and Keeper Kit

Type	Order No.
2/3 Panel	9197404
4 Panel	9197405

Hardware

Shared Trim Set Parts

Screw Package - Trim Set / Newbury, Anvers, Covington, Whitmore, Yuma, Encino, Albany

Note:
See **Accessory Guide 0005414** for fastener detail as fastener quantities and sizes are unique for multi-point lock used with A-Series Gliding Doors and some fasteners are **not** used. See unique **Tribeca trim set screw package**.

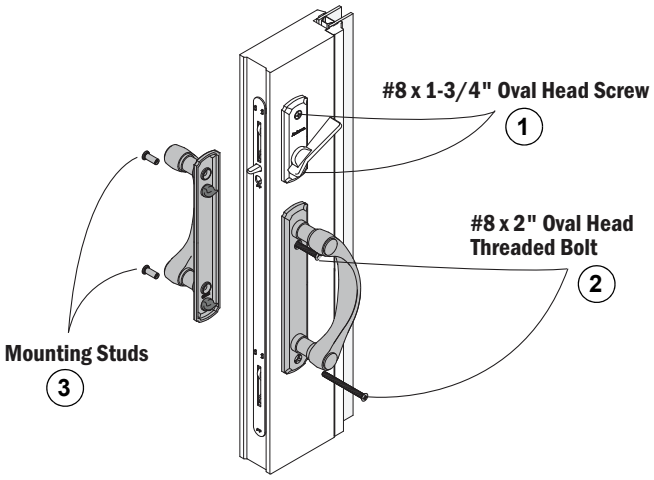

Ref. No.	Package Includes:	Finish	Order No.
1	(8) Screws, #10 -16 x 1 3/4″ PH #8 oval head type AB	Stone (Albany)	9056232
2	(4) Screws, #8 - 32 UNC x 2 PH #10 oval head mach	White (Albany)	9056233
3	(4) Mounting studs	Antique Brass	2579762
	(1) Screw, 3″ Security (not shown)	Bright Brass	2579761
	(2) Screws, Machine (not shown)	Polished Chrome Brushed Chrome	N/A
		Satin Nickel	2579391
		Distressed Nickel	2573180
		Oil Rubbed Bronze Distressed Bronze	2579765
		Gold Dust	N/A
		Black	9019314

Screw Package - Trim Set / Tribeca® Ref. No.3, 5 & 9 page 72

Note:
See Accessory Guide 0005414 for fastener detail as fastener quantities and sizes are unique for multi-point lock used with A-Series Gliding Doors and some fasteners are not used. Multi-point lock **not** shown in graphic.

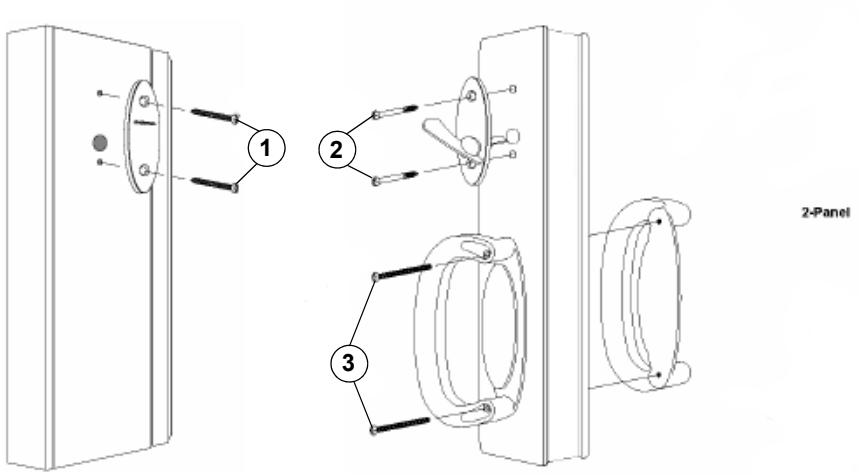

Ref. No.	Package Includes:	Finish	Order No.
1 2 3	(2) Screws, #10 x 1 3/4″ oval head wood (2) Screws, #10 -16 x 1 3/4″ PH #8 oval head (2) Screws, #8 - 32 UNC x 2 11/16″ PH #10 oval HD mach (1) Screw, 3″ Security (not shown) (2) Screws, Machine (not shown)	Stone	2573468
		White	2573467
		Black	9184676

Bolt for Exterior Lock Housing



Note:
Distressed Bronze uses Oil Rubbed Bronze.

Package Includes:
(2) Bolts, 2 1/4″ x #10

Finish	Order No.
Polished Chrome	N/A
Antique Brass	2573550
Bright Brass	2573541
Oil Rubbed Bronze	2579947
Brushed Chrome	N/A
Satin Nickel	2579423
Distressed Bronze	2579947
Distressed Nickel	2573158
Gold Dust	N/A
Black	9019316
White	2573647
Stone	2573648

Hardware

Lock Parts - Multi-Point

Lock Cylinder with Keys

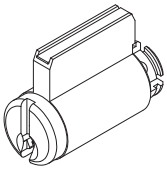



Brushed Brass

Brushed Chrome



Oil Rubbed Bronze

Note:
Lock cylinders are available in three finishes: Brushed Brass, Brushed Chrome and Oil Rubbed Bronze. The column called Cylinder Finish shows the recommended selection for each trim set finish.

Keyed alike assembly only available in quantities of two or more. We cannot match existing keyed alike assemblies.

For multiple doors if adding an additional keyed alike assemblies, all locks must be ordered as keyed alike.

Finish	Cylinder Finish	Single Key	Keyed Alike
Antique Brass	Brushed Brass	2579637	9213876
Black	Oil Rubbed Bronze	2579389	9213877
Bright Brass	Brushed Brass	2579637	9213876
Brushed Chrome	Brushed Chrome	2579641	9213878
Distressed Bronze	Oil Rubbed Bronze	2579389	9213877
Distressed Nickel	Brushed Chrome	2579641	9213878
Gold Dust	Brushed Chrome	2579641	9213878
Oil Rubbed Bronze	Oil Rubbed Bronze	2579389	9213877
Polished Chrome	BrushedChrome	2579641	9213878
Satin Nickel	Brushed Brass	2579641	9213878
Stone (Albany, Tribeca)	Brushed Chrome	2579641	9213878
White (Albany, Tribeca)	Brushed Chrome	2579641	9213878

Blank Key - Multi-Point Reachout Lock

Note:
Six pin key blank

Order No.
2573561

Gear Kit - Keyed Lock / Exterior

Note:
See Service Guide 0005386. See Replacement Video.

1 (1) Tailpiece Receiver
2 (3) Screws - #8-32UNC x 9/32, PH FL Undercut Mach
3 (1) Small gear
4 (1) LH Large gear
5 (1) RH Large gear
(1) Flat washer (not shown)

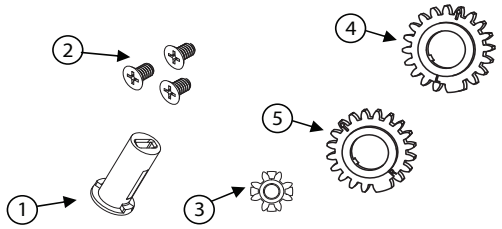

Order No.
2500707

Auxiliary Security Lock with Screws

Note:
See Auxiliary Lock Installation Video. See individual screws/fasteners.

Finish	Order No.
Stone	1997220
White	1997301
Polished Chrome	2565707
Antique Brass	2565718
Bright Brass	2565710
Oil Rubbed Bronze	2579955
Brushed Chrome	2579956
Satin Nickel	2579426
Distressed Bronze	2573187
Distressed Nickel	2573188
Black	9007625
Gold Dust	9007624

Grommet - Auxiliary Security Lock

Order No.
9056272

Screw Packages - Unit Assembled

Screw Package - Unit / Assembled / Standard / 2-Panel

Note:
Reference **Installation Guide 9014018** for pack contents.

Order No.
9013304

Screw Package - Unit / Assembled / IR or DP Upgrade / 2-Panel

Note:
Reference **Installation Guide 9014018** for pack contents.

Order No.
9033220

Screw Packages - Unit Unassembled

Screw Package - Unit / Unassembled / Standard / 2-Panel

Note:
Reference **Installation Guide 9020094** for pack contents.

Color	2-Panel	3-Panel	4-Panel
White Exterior, Gray Sill	9020141	9020145	9020149
White Exterior, Bronze Sill	9020142	9020146	9020150
Nonwhite Exterior, Gray Sill	9020143	9020147	9020151
Nonwhite Exterior, Bronze Sill	9020144	9020148	9020152

Screw Package - Unassembled Units - IR and DP Upgrade

Note:
Reference **Installation Guide 9033251** for pack contents.

Color	2-Panel	3-Panel	4-Panel
White Exterior, Gray Sill	9033221	9033225	9033229
White Exterior, Bronze Sill	9033223	9033227	9033231
Nonwhite Exterior, Gray Sill	9033222	9033226	9033230
Nonwhite Exterior, Bronze Sill	9033224	9033228	9033232

Screw Packages - Frame Unassembled

Screw Package - Frame Assembly / Unassembled / Standard or IR or DP Upgrade

Note:
Reference **Installation Guide 9020094** for pack contents. Used for two, three and four panel frames.

	Gray Sill	Bronze sill
	9021949	9021950

Screw Package - Frame Installation / Unassembled / Standard

Note:
Reference **Installation Guide 9020094** for pack contents.

	2-Panel	3 & 4-Panel
	9021932	9021934

Screw Package - Frame Installation / Unassembled / IR and DP Upgrade

Note:
Reference **Installation Guide 9033251** for pack contents.

	2-Panel	3-Panel	4-Panel
	9033233	9033234	9033235

Screw Packages - Panel

Screw Package - Panel Installation / Unassembled / Standard or IR or DP Upgrade

Note:
Reference **Installation Guide 9020095** for pack contents.

	Color	2-Panel	3-Panel	4-Panel
	White Exterior, Gray Sill	9021937	9021941	9021945
	White Exterior, Bronze Sill	9021939	9021943	9021947
	Non-hite Exterior, Gray Sill	9021938	9021942	9021946
	Non-white Exterior, Bronze Sill	9021940	9021944	9021948
	Black/Dark Bronze Exterior, Gray Sill	9189320	9189322	9189324
	Black/Dark Bronze Exterior, Bronze Sill	9189321	9189323	9189325

Screw Packages - Astragal

Screw Package - Astragal / 4-Panel

	Package Includes:		
	Qty.	**Description**	**Order No.**
	7	Screw, 10-12 x 1-1/2, PH PAN HD, TYPE A	9020352
	1	**Service Guide 9020096**.	

Hardware

Fasteners

Screw - Auxiliary Security Lock

Description	Finish	Order No.
2″ x #8 Dome head	White	1997299
	Stone	By description
	Brass	2573644
	Antique Brass	2573552
	Chrome	2573643
	Oil Rubbed Bronze	By description
	Gold Dust	By description
	Black	By description

Screw - Multi Point Lock Receiver / Machine Screw

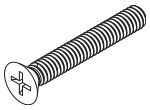

Description	Order No.
#8-32 x 1 1/8″ PH FL MACH	9006393

Screw - Side Retainer Bracket

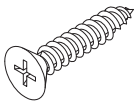

Description	Order No.
10-12 x 1″ PH FL 18-8 SS	2579413

Screw - Interlock Weatherstrip

Description	Color	Order No.
$^{5}/_{8}$″ x 7-19 PH Flat Pan HD, Type 17	White	1973109
	Gray	2641210
	Black	9189319

Washer - Head Frame Installation / 4 Panel

Description	Order No.
#10 18-8 CTSK FL Trim Painted	1630423

Insert - Side Jamb

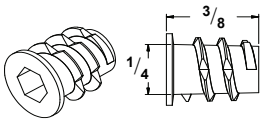

Order No.
9015167

Frames

Frame Assembly Graphic - Stationary

Note:
Complete replacement frames can be ordered by description. See latest **Product Details**.

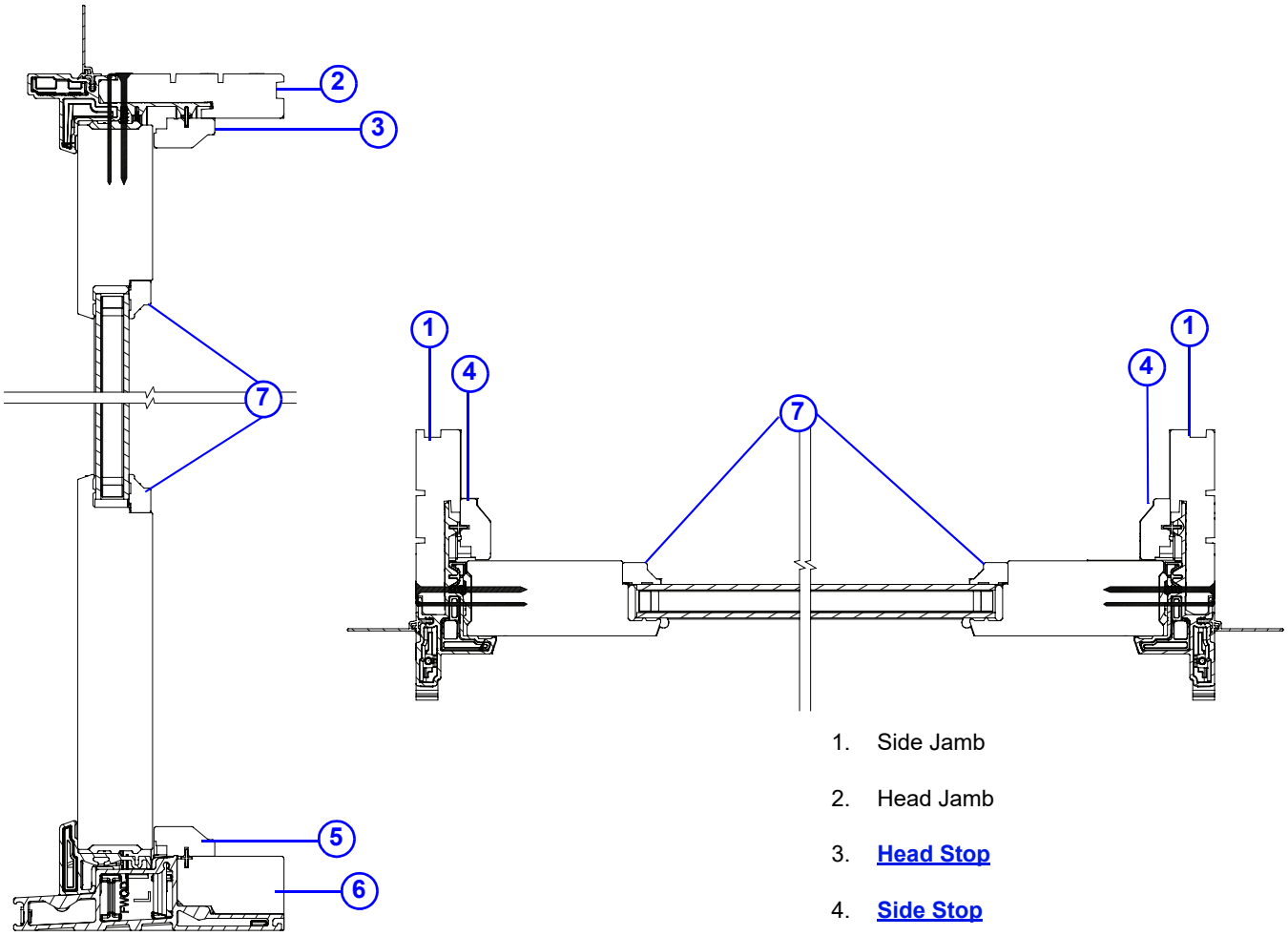

1. Side Jamb
2. Head Jamb
3. **Head Stop**
4. **Side Stop**
5. **Sill Step Stop**
6. **Sill Step**
7. **Glass Stop**

A-Series Gliding Frame Assembly - Stationary

Frames

Frame Assembly Graphic - 2-Panel and 4-Panel

Note: Complete replacement frames can be ordered by description. See Installation Guide 9020094. See Installation Guide 9117014. See latest Product Details. View a Knock-Down Gliding Patio Door & Assembly video.

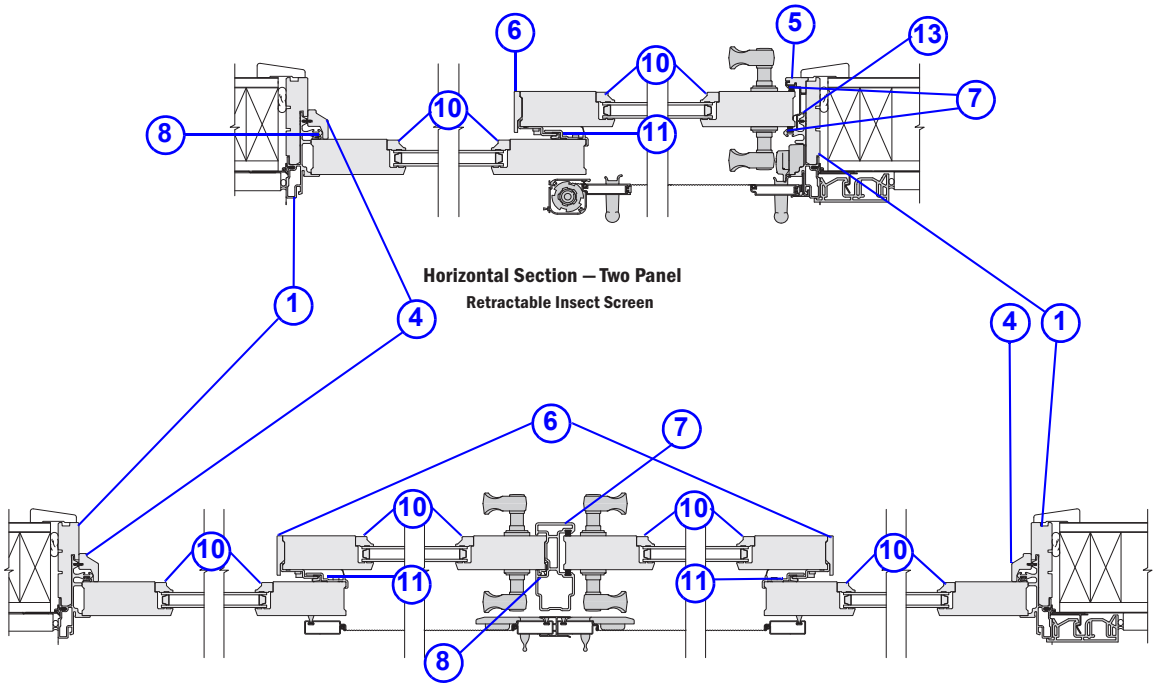

Horizontal Section — Two Panel
Retractable Insect Screen

Horizontal Section — Four Panel
Gliding (top-hung or roller) Insect Screen

1. Side Jamb
2. Head Jamb
3. Head Stop Trim
4. Stationary Side Trim
5. Operating Trim - Frame

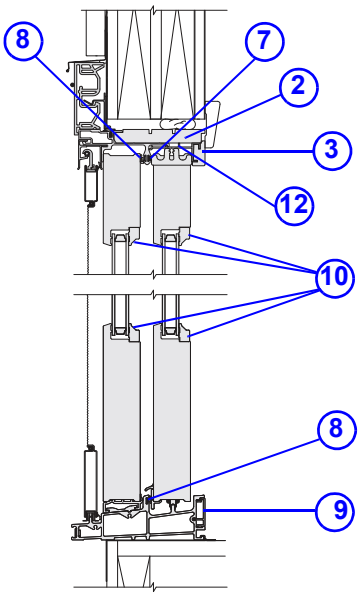

Vertical Section — Operating
Gliding (top-hung) Insect Screen

6. Operating Trim - Panel
7. Pile Weatherstrip
8. Leaf Weatherstrip
9. Sill Trim
10. Glass Stop (Traditional)
11. Interlock
12. Head Stop - Aluminum
13. Filler with Weatherstrip

A-Series Gliding Door Frame Assemblies

Frames

Stops

Note:
Some stops available with finish options.

Interior wood species/finish/color options

Unfinished or clear coat.

Shown on pine. Available on pine, maple and oak only.

Available with pine and maple only.



See your Andersen dealer for details.

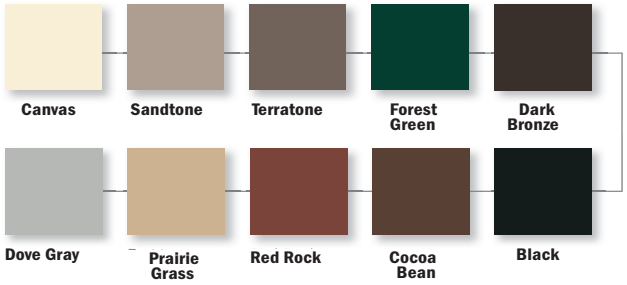

Frames

Sill Stop Ref No. 5 page 109

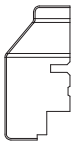

Unit No.	Length	Wood Species		
		Pine	Maple	Oak
FWGD29	29 1/2	9018229	9018163	9018157
FWGD33	35 1/2	9018230	9018164	9018158
FWGD39	41 1/2	9018231	9018165	9018159
FWGD43	47 1/2	9018232	9018166	9018160

Unit No.	Length	Painted						
		White	Primed	Birch Bark	Sandtone	Canvas	Dark Bronze	Black
FWGD29	29 1/2	9051173	9051169	9051165	OBD	OBD	OBD	9185638
FWGD33	35 1/2	9051174	9051170	9051166	OBD	OBD	OBD	9185639
FWGD39	41 1/2	9051175	9051171	9051167	OBD	OBD	OBD	9185640
FWGD43	47 1/2	9051176	9051172	9051168	OBD	OBD	OBD	9185641

Frames

Head Stop Trim Ref No. 3 page 110

Note:
This part is available in a factory applied prefinished interior. Use the Product ID to determine if the unit was AW factory prefinished.

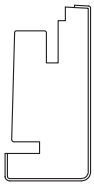

Unit No.	Length	Wood Species		
		Pine	Maple	Oak
FWGD50	56 5/8	9006281	9006283	9006282
FWGD60	68 5/8	9006284	9006286	9006285
FWGD70	80 5/8	9006287	9006289	9006288
FWGD80	92 5/8	9006290	9006292	9006291
FWGD910-3	56 57/64	9019037	9019039	9019038
FWGD910-4	57 31/64	9019043	9019045	9019044
FWGD1110-3	68 57/64	9019040	9019042	9019041
FWGD1110-4	69 31/64	9019046	9019048	9019047
FWGD1510-4	93 31/64	9019052	9019054	9019053

Unit No.	Length	Painted						
		White	Primed	Birch Bark	Sandtone	Canvas	Dark Bronze	Black
FWGD50	56 5/8	9051086	9051082	9051078	OBD	OBD	OBD	9185583
FWGD60	68 5/8	9051087	9051083	9051079	OBD	OBD	OBD	9185584
FWGD70	80 5/8	9051088	9051084	9051080	OBD	OBD	OBD	9185585
FWGD80	92 5/8	9051089	9051085	9051081	OBD	OBD	OBD	9185586
FWGD910-3	56 57/64	9055308	9055306	9055307	OBD	OBD	OBD	
FWGD910-4	57 31/64	9055314	9055312	9055313	OBD	OBD	OBD	9185590
FWGD1110-3	68 57/64	9055311	9055309	9055310	OBD	OBD	OBD	9185587
FWGD1110-4	69 31/64	9055317	9055315	9055316	OBD	OBD	OBD	9185588
FWGD1510-4	93 31/64	9055320	9055318	9055319	OBD	OBD	OBD	9185589

Frames

Head Stop - Aluminum Ref No. 12 page 110

Note:
Multi-point reachout and flush mount have unique locations for screw holes (not shown in profile drawing).

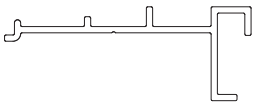

Panels	Unit No.	Length	Multi-Point Reachout	Flush Mount
2	FWGD50	56 1/8	9006317	9199281
	FWGD60	68 1/8	9006318	9199282
	FWGD70	80 1/8	9006319	9199283
	FWGD80	92 1/8	9006320	9199284
3	FWGD910	57 9/32	9019015	9199285
	FWGD1110	69 9/32	9019016	9199286
4	FWGD910	112 43/64	9019017	9199287
	FWGD1110	136 43/64	9019018	9199288
	FWGD1310	160 43/64	OBD	OBD
	FWGD1510	184 43/64	9019020	9199289

Side Trim - Stationary Ref No. 4 page 110

Note:
This part is available in a factory applied prefinished interior. Use the Product ID to determine if the unit was AW factory prefinished.

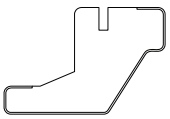

Unit No.	Length	Wood Species						
		Pine	Maple	Oak	Cherry	Mahogany	Douglas Fir	Alder
FWGD68	75 35/64	9006293	9006295	9006294	OBD	OBD	OBD	OBD
FWGD611	78 27/64	9006296	9006298	9006297	OBD	OBD	OBD	OBD
FWGD80	91 35/64	9006302	9006304	9006303	9142109	9142112	9142106	9142115
FWGD100	115 35/64	9132251	9132253	9132252	9132255	9132254	9132256	OBD

Unit No.	Length	Painted						
		White	Primed	Birch Bark	Sandtone	Canvas	Dark Bronze	Black
FWGD68	75 35/64	9051096	9051093	9051090	OBD	OBD	OBD	9185591
FWGD611	78 27/64	9051097	9051094	9051091	OBD	OBD	OBD	9185594
FWGD80	91 35/64	9051098	9051095	9051092	OBD	OBD	OBD	9185592
FWGD100	115 35/64	9133935	9133942	9133949	OBD	OBD	OBD	9185593

Frames

Side Trim - Operating Ref No. 5 page 110

Note:
This part is available in a factory applied prefinished interior. Use the Product ID to determine if the unit was AW factory prefinished.

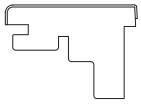

Unit No.	Length	Wood Species						
		Pine	Maple	Oak	Cherry	Mahogany	Douglas Fir	Alder
FWGD68	76 11/16	9006269	9006271	9006270	OBD	OBD	OBD	OBD
FWGD611	79 9/16	9006272	9006274	9006273	OBD	OBD	OBD	OBD
FWGD80	92 11/16	9006278	9006280	9006279	9142108	9142111	9142105	9142114
FWGD100	116 11/16	9132244	9132246	9132245	9132248	9132247	9132249	OBD

Unit No.	Length	Painted						
		White	Primed	Birch Bark	Sandtone	Canvas	Dark Bronze	Black
FWGD68	76 11/16	9051075	9051072	9051069	OBD	OBD	OBD	9185579
FWGD611	79 9/16	9051076	9051073	9051070	OBD	OBD	OBD	9185582
FWGD80	92 11/16	9051077	9051074	9051071	OBD	OBD	OBD	9185580
FWGD100	116 11/16	9133934	9133941	9133948	OBD	OBD	OBD	9185581

Screws - Head Stop

Description	Finish	Order No.
#10 x 7/8" PH FL Type A, Gray	Stone	9006392

Frames

Installation Flanges

Flange - Folding / Head *(2010 to Present)*

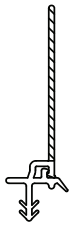

Unit	Length	Order No.
FWGD	32 11/32	9044836
	38 11/32	9044837
	44 11/32	9044838
	50 11/32	9044839
	59 1/4	9044828
	71 1/4	9044830
	83 1/4	9044832
	95 1/4	9044833
	117	9044840
	141	9044841
	165	9044842
	189	9044843

Flange - Folding / Side *(2010 to Present)*

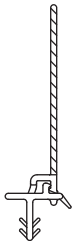

Unit	Length	Order No.
FWGD68	79 1/2	9044844
FWGD611	82 3/8	9044845
FWGD76	89 1/2	9046454
FWGD80	95 1/2	9044846
FWGD100	119 1/2	9044847

Installation Kit

Installation Kit - Door 72 x 83

Note:
Used for rectangular openings up to 72" x 83"

Kit Includes:
(1) Backer Rod - 20 ft.
(64) Shims
(54) Fasteners - 1 1/2″ Roofing nails
(1) Self-Adhering Flashing Tape - 22 ft.
(1) Flexible Sill Flashing Tape - 7 ft.
(1) Insulating Foam - 12 oz. can
(3) Sealant - 10.1 oz. tube
Installation Guide

Product Lines	Order No.
Multiple	9080774

Sill Parts

Sill Step Ref No. 6 page 109

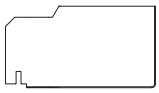

Unit No.	Length	Wood Species		
		Pine	Maple	Oak
FWGD29	30 9/32	9008058	9008070	9008064
FWGD33	36 9/32	9008057	9008069	9008063
FWGD39	42 9/32	9008056	9008068	9008062
FWGD43	48 9/32	9008055	9008067	9008061

Unit No.	Length	Painted			
		White	Primed	Birch Bark	Black
FWGD29	30 9/32	9103959	9139895	9139889	9185573
FWGD33	36 9/32	9103958	9139894	9139888	9185574
FWGD39	42 9/32	9103557	9139893	9139887	
FWGD43	48 9/32	9103956	9139892	9139886	9185575

Sill Trim - Frame Ref No. 9 page 110

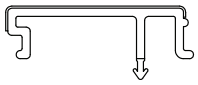

Unit No.	Length	Wood Species		
		Pine	Maple	Oak
FWGD50	57 15/16	9006257	9006259	9006258
FWGD60	69 15/16	9006260	9006262	9006261
FWGD70	81 15/16	9006263	9006265	9006264
FWGD80	93 15/16	9006266	9006268	9006267
FWGD910	115 11/16	9019021	9019023	9019022
FWGD1110	139 11/16	9019024	9019026	9019025
FWGD1510	187 11/16	9019030	9019032	9019031

Unit No.	Length	Painted			
		White	Primed	Birch Bark	Black
FWGD50	57 15/16	9103952	9172710	OBD	9185595
FWGD60	69 15/16	9103953	9139935	9139933	9185596
FWGD70	81 15/16	9103954	9172711	OBD	9185597
FWGD80	93 15/16	9103955	9139936	9139934	9185598
FWGD910	115 11/16	9172704	9172707	OBD	9185599
FWGD1110	139 11/16	9172705	9172708	OBD	9185600
FWGD1510	187 11/16	9172706	9172709	OBD	9185601

Frames

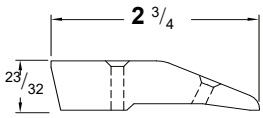

Threshold with Screws			
Unit No.	Length	Maple	Oak
29/30/33	40	1207056	1207010
40/43	52	1207057	1207020
5	63	1207058	1207025
510/60	74	1207059	1207030
8	98	1207060	1207040
9	111	1207061	1207045
100/4	120	1207062	1207048
120/4	145	1207063	1207050
160/4	193	1207064	1207055

Screw Package - Threshold / 3/4		
	Package Includes: 3 screws	**Order No.** 1277102
Screw Package - Threshold / 5/6		
	Package Includes: 5 screws	**Order No.** 1277104
Screw Package - Threshold / 8/9		
	Package Includes: 7 screws	**Order No.** 1277106
Screw Package - Threshold / 10/12		
	Package Includes: 9 screws	**Order No.** 1277108
Screw Package - Threshold / 15		
	Package Includes: 13 screws	**Order No.** 1277110

Filler with Weatherstrip

Note:
Filler with weatherstrip for custom-sized doors is made to order. Product ID label is located on the top edge of operating panel or the operating side of the head jamb.

To order, state:

1. **Description of part (Operating Jamb Filler Weatherstrip)**
2. **Handing (RH or LH)**
3. **Quantity**
4. **Product ID (from product label, see page 10)**

Filler with Weatherstrip - Operating Jamb

Note:
You may need to replace the **fastener plugs** when replacing this part.

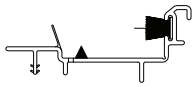

Unit No.	Length	Multi-Point Reachout		Flush Mount	
		Left	Right	Left	Right
FWGD68	76 5/8	9006380	9006376	9186816	9186813
FWGD611	79 1/2	9006381	9006377	9186817	9186814
FWGD80	92 5/8	9006383	9006379	9186818	9186815

Bracket - 4 Panel

Operating Panel Channel Bracket / 4-Panel

Note:
See **Service Guide 9183859**.

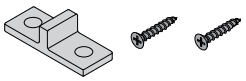

Kit Includes:
(1) Bracket
(2) #8 x 1" FH screws

Color	Order No.
White	9183990
Grey	9183991

Fastener Covers

Fastener Plug

Note:
See **Installation Guide 9014018**. Quantity of one.

Finish	Order No.
Gray	9020114

Fastener Cover Pack

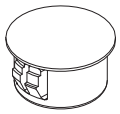

Pack Includes:
16 fastener covers. Use with four panel astragal. See **Installation Guide 9020095**.

Finish	Order No.
White	9013254
Sandtone	9013255
Terratone	9013256
Forest Green	9013257
Canvas	9013258
Prairie Grass	9013263
Cocoa Bean	9013261
Dove Gray	9013262
Red Rock	9013259
Black	9013260
Dark Bronze	9021382

Frames

Frame Parts and Hardware

Frame Cover Corner Key

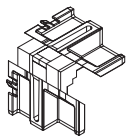

Order No.
9000318

Head Bumper - Multi-Point Reachout

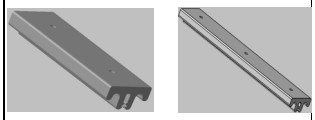

Note:
2/4 Panel 5 x 1 $^{7}/_{8}$
3 Panel 10 $^{1}/_{2}$ x 1 $^{7}/_{8}$

2/4 Panel	3 Panel
9006374	9019059

Head Bumper - Flush Mount

Note:
Flush mount 2/4 Panel 2 $^{7}/_{8}$ x 1 $^{7}/_{8}$
Flush mount 3 Panel 6 $^{19}/_{64}$ x 1 $^{7}/_{8}$

2/4 Panel	3 Panel
9199279	9199280

Fastener - Head Bumper

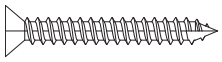

Color	Order No.
Sandtone	0904111

Stop Fastener Kit

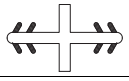

Note:
Ships as a quantity of 12.

Order No.
9019521

Threshold with Screws Ref. No. 19 page 109

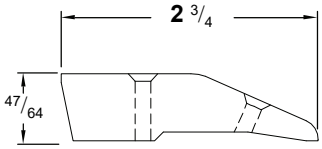

Unit No.	Length	Maple	Oak
FWG29/30/33	40″	1207056	1207010
FWG43	52″	1207057	1207020
FWG50	63″	1207058	1207025
FWG60	74″	1207059	1207030
FWG80	98″	1207060	1207040
FWG100//4	120″	1207062	1207048
FWG120/4	145″	1207063	1207050
FWG160/4	193″	1207064	1207055

Frames

Head Jamb Center Stiffener - 4-Panel

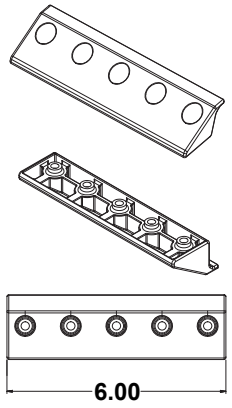

Color	Order No.
White	9020994
Sandtone	9020996
Terratone	9020995
Forest Green	9020997
Canvas	9020998
Prairie Grass	9021003
Cocoa Bean	9021001
Dove Gray	9021002
Red Rock	9020999
Black	9021000
Dark Bronze	9021004

Head Bracket - Stationary

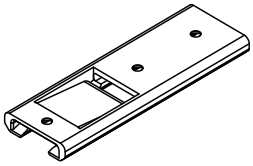

Note:
Snaps in place with panel retainer, see page 30.

Order No.
9006385

Sill Track Filler

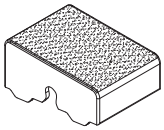

Color	Order No.
Gray	9068133
Black	9068134

Sill Drain Cover

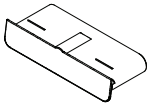

Color	Order No.
Gray	9020113
Black	9015158

Weep Hole Cover

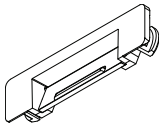

Color	Order No.
Gray	9000553
Black	9017769

Frames

Sill Track cover



Unit No.	Order No.
FWGD50	9015153
FWGD60	9015154
FWGD70	9015155
FWGD80	9015156
FWGD910	9018967
FWGD1110	9018968
FWGD1510	9018970

Kit / Sill Remodeling Bracket

Package Includes:
1 - Remodel Bracket, 93″
1 - Accessory Guide 9050101

Order No.
9050099

Sill Key

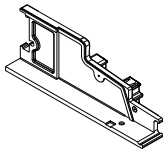

Color	Left	Right
Black	9017784	9017785
Gray	9006337	9006338

Weatherstrip - Black Leaf Ref. No. 8 page 110

Note:
Use on stationary side jamb, head parting stop and sill.

Length	Order No.
8 ft	9032269
16 ft	9032270

Weatherstrip - Gray Pile Ref. No. 7 page 110

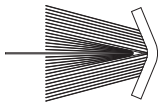

Note:
Use on astragal, operating side jamb and head parting stop.

Length	Order No.
8 ft	9032271
16 ft	9032272

Filler Retainer - Stationary

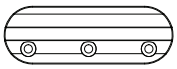

Note:
Secured with 2579413.

Order No.
9006347

Frames

Fasteners		
Stop Fastener Kit		
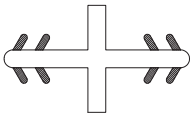	**Note:** Ships as a quantity of 12.	**Order No.** 9019521
Sill Clip		
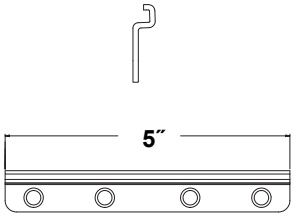		**Order No.** 9000566

Extension Jamb Kits

Extension Jamb Kits

Kit Includes:
1 head jamb and 2 side jambs.

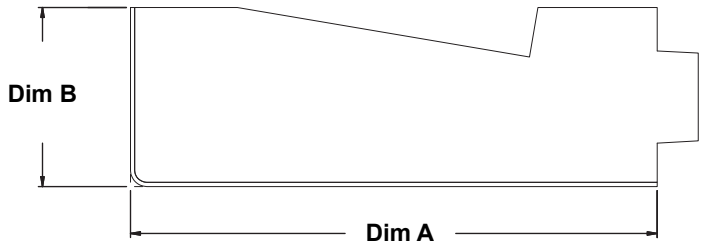

4 9/16″ Base frame	Dim A	Dim B
5 1/4	11/16	43/64
6 9/16	2	43/64
7 1/8	2 9/16	43/64

6 9/16″ Base frame	Dim A	Dim B
		43/64
		43/64
7 1/8	9/16	43/64

Note:
Custom size replacement extension jamb kits are made to order.

To order, state:

1. **Description of Part (Extension Jamb Kit - Interior)**
2. **Quantity**
3. **Product ID (from product label, see page 10)**
4. **Options Desired (if different than original product)**

Extension Jamb / Wood / Lineal

Extension Jamb / Wood / Lineal

Note:
For use with **4** $^{9}/_{16}$ frame unless called out.

	Wall Depth	Jamb Depth	83″	96″	144″
Pine	**5** $^{1}/_{4}$	**4** $^{9}/_{16}$	N/A	N/A	9019671
	6 $^{9}/_{16}$	**4** $^{9}/_{16}$	9066604	9019648	9019672
	7 $^{1}/_{8}$	**4** $^{9}/_{16}$	N/A	N/A	9019673
	7 $^{1}/_{8}$	**6** $^{9}/_{16}$	N/A	N/A	9019680
Oak	**5** $^{1}/_{4}$	**4** $^{9}/_{16}$	N/A	N/A	9019674
	6 $^{9}/_{16}$	**4** $^{9}/_{16}$	9066605	9118495	9019675
	7 $^{1}/_{8}$	**4** $^{9}/_{16}$	N/A	N/A	9019676
	7 $^{1}/_{8}$	**6** $^{9}/_{16}$	N/A	N/A	9019681
Maple	**5** $^{1}/_{4}$	**4** $^{9}/_{16}$	N/A	N/A	9019677
	6 $^{9}/_{16}$	**4** $^{9}/_{16}$	9066606	9118496	9019678
	7 $^{1}/_{8}$	**4** $^{9}/_{16}$	N/A	N/A	9019679
	7 $^{1}/_{8}$	**6** $^{9}/_{16}$	N/A	N/A	9019682
Mahogany	**5** $^{1}/_{4}$	**4** $^{9}/_{16}$	N/A	N/A	9138892
	6 $^{9}/_{16}$	**4** $^{9}/_{16}$	N/A	N/A	9138893
	7 $^{1}/_{8}$	**4** $^{9}/_{16}$	N/A	N/A	9138894
	7 $^{1}/_{8}$	**6** $^{9}/_{16}$	N/A	N/A	9173375
Cherry	**5** $^{1}/_{4}$	**4** $^{9}/_{16}$	N/A	N/A	9138889
	6 $^{9}/_{16}$	**4** $^{9}/_{16}$	N/A	N/A	9138890
	7 $^{1}/_{8}$	**4** $^{9}/_{16}$	N/A	N/A	9138891
	7 $^{1}/_{8}$	**6** $^{9}/_{16}$			9173376
Douglas Fir	**5** $^{1}/_{4}$	**4** $^{9}/_{16}$	N/A	N/A	9138886
	6 $^{9}/_{16}$	**4** $^{9}/_{16}$	N/A	N/A	9138887
	7 $^{1}/_{8}$	**4** $^{9}/_{16}$	N/A	N/A	9138888
	7 $^{1}/_{8}$	**6** $^{9}/_{16}$	N/A	N/A	9173374
Alder	**5** $^{1}/_{4}$	**4** $^{9}/_{16}$	N/A	N/A	9138895
	6 $^{9}/_{16}$	**4** $^{9}/_{16}$	N/A	N/A	9138896
	7 $^{1}/_{8}$	**4** $^{9}/_{16}$	N/A	N/A	9138897
	7 $^{1}/_{8}$	**6** $^{9}/_{16}$	N/A	N/A	9173377

Frames

Extension Jambs / Painted / Lineal					
Extension Jamb / Painted / Lineal					
Note: For use with **4** $^{9}/_{16}$ frame unless called out.					
White	**Wall Depth**	**Jamb Depth**	**83˝**	**96˝**	**144˝**
WHITE	**5** $^{1}/_{4}$	**4** $^{9}/_{16}$			
	6 $^{9}/_{16}$	**4** $^{9}/_{16}$	9117169	9117171	9117170
	7 $^{1}/_{8}$	**4** $^{9}/_{16}$			
	7 $^{1}/_{8}$	**6** $^{9}/_{16}$			
Black	**Wall Depth**	**Frame Depth**	**83˝**	**96˝**	**144˝**
BLACK	**5** $^{1}/_{4}$	**4** $^{9}/_{16}$			
	6 $^{9}/_{16}$	**4** $^{9}/_{16}$	9185667	9185668	9185669
	7 $^{1}/_{8}$	**4** $^{9}/_{16}$			
	7 $^{1}/_{8}$	**6** $^{9}/_{16}$			

Joining Components

Fiberglass Joining Exploded View

Note:
See (1-Way, 1-Way Assembly in Opening and 2-Way) Joining Guide 9180250.

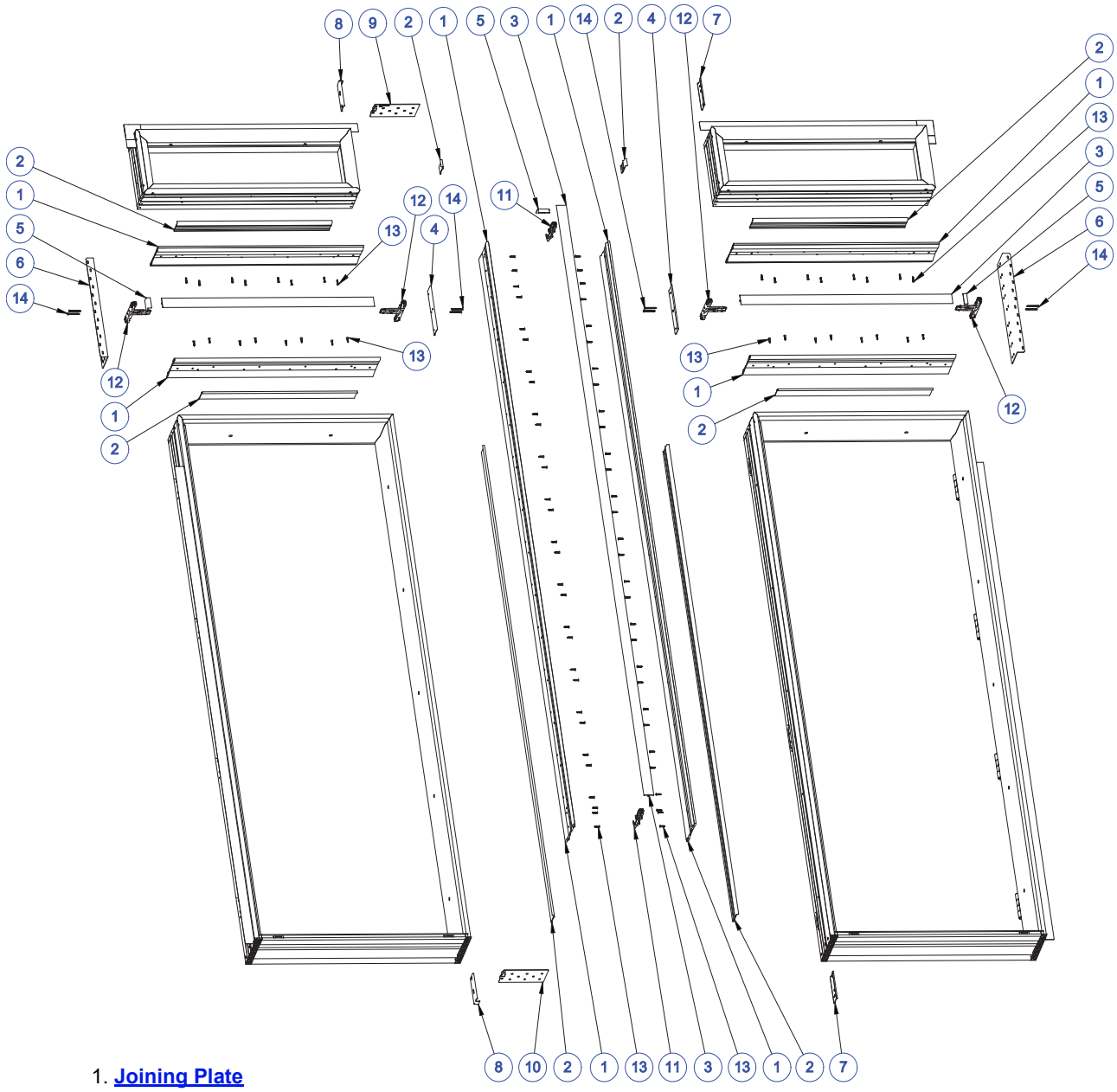

1. Joining Plate
2. Joining Plate Alignment Spacer
3. Exterior Trim Strip
4. Intersection Bracket
5. End Cap
6. Gusset Plate
7. Fixed Bracket
8. Slide Bracket
9. Flat Side Gusset (A)
10. Flat Side Gusset (B)
11. End Plug
12. Locking/Sealing Plug
13. 7/8˝ Screw
14. 2˝ Screw

Joining Components

Fiberglass Joining Kits

Joining Kits - FGL / 4 9/16″

Kit Includes:
(2) Joining Plates
(2) Alignment Spacers
(1) Exterior Trim Strip (length dimension shown)
(2) Flange Gussets 18″
(1) Hardware Kit
(1) Sealant

	Size									
	31	33	60	64	68	611	80	100	104	120
	Length									
Color	35 27/32	37 19/32	71	74 3/4	79 1/4	82 1/8	95 1/4	119 1/4	123 1/4	143 3/4
White	9179836	9179837	9179838	9179839	9179840	9179841	9179842	9179843	9179844	9179845
Terratone	9179826	9179827	9179828	9179829	9179830	9179831	9179832	9179833	9179834	9179835
Sandtone	9179816	9179817	9179818	9179819	9179820	9179821	9179822	9179823	9179824	9179825
Forest Green	9179786	9179787	9179788	9179789	9179790	9179791	9179792	9179793	9179794	9179795
Canvas	9179746	9179747	9179748	9179749	9179750	9179751	9179752	9179753	9179754	9179755
Prairie Grass	9179796	9179797	9179798	9179799	9179800	9179801	9179802	9179803	9179804	9179805
Cocoa Bean	9179756	9179757	9179758	9179759	9179760	9179761	9179762	9179763	9179764	9179765
Dove Gray	9179776	9179777	9179778	9179779	9179780	9179781	9179782	9179783	9179784	9179785
Red Rock	9179806	9179807	9179808	9179809	9179810	9179811	9179812	9179813	9179814	9179815
Black	9179736	9179737	9179738	9179739	9179740	9179741	9179742	9179743	9179744	9179745
Dark Bronze	9179766	9179767	9179768	9179769	9179770	9179771	9179772	9179773	9179774	9179775

Joining Kits - FGL / 6 9/16″

Kit Includes:
(2) Joining Plate
(2) Alignment Spacer
(1) Exterior Trim Strip (length dimension shown)
(2) Flange Gusset 18″
(1) Hardware Kit
(1) Sealant

	Size	
	104	140
	Length	
Color	123 1/4	167 3/4
White	9179866	9179867
Terratone	9179864	9179865
Sandtone	9179862	9179863
Forest Green	9179856	9179857
Canvas	9179848	9179849
Prairie Grass	9179858	9179859
Cocoa Bean	9179850	9179851
Dove Gray	9179852	9179853
Red Rock	9179860	9179861
Black	9179846	9179847
Dark Bronze	9179854	9179855

Joining Components

Fiberglass Joining Hardware Kits

Hardware Kit - FGL Joining

Kit Includes:
(1) Intersection Bracket
(2) Fixed Bracket
(2) Slide Bracket
(1) Flat Side Gusset Type A
(1) Flat Side Gusset Type B
(2) Locking/Sealing Plug
(2) End Plug
(2) End Cap
(18) Screw 10-16 x 2
(52) Screw 10-12 x 7/8
(1) Gasket

Color	Order No.
White	9180115
Terratone	9180114
Sandtone	9180113
Forest Green	9180110
Canvas	9180107
Prairie Grass	9180111
Cocoa Bean	9180106
Dove Gray	9180108
Red Rock	9180112
Black	9179999
Dark Bronze	9180109

Joining Components

Fiberglass Joining Kit Components

Trim Strip - FGL

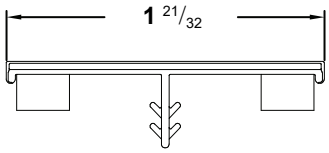

Color	Size										
	31	33	60	64	68	611	80	100	104	120	140
	Length										
	35 27/32	37 27/32	71	74 3/4	79 1/4	82 1/8	94 1/4	119 1/4	123 1/4	143 3/4	167 3/4
White	9179978	9179979	9179980	9179981	9180159	9180160	9180161	9180162	9179982	9179983	9179984
Terratone	9179971	9179972	9179973	9179974	9180155	9180156	9180157	9180158	9179975	9179976	9179977
Sandtone	9179964	9179965	9179966	9179967	9180151	9180152	9180153	9180154	9179968	9179969	9179970
Forest Green	9179935	9179936	9179937	9179938	9180147	9180148	9180149	9180150	9179939	9179940	9179941
Canvas	9179899	9179900	9179901	9179902	9180139	9180140	9180141	9180142	9179903	9179904	9179905
Prairie Grass	9179942	9179943	9179944	9179945	9179946	9179947	9179948	9179949	9179950	9179951	9179952
Cocoa Bean	9179906	9179907	9179908	9179909	9179910	9179911	9179912	9179913	9179914	9179915	9179916
Dove Gray	9179917	9179918	9179919	9179920	9179921	9179922	9179923	9179924	9179925	9179926	9179927
Red Rock	9179953	9179954	9179955	9179956	9179957	9179958	9179959	9179960	9179961	9179962	9179963
Black	9179891	9179892	9179893	9179894	9180136	9180137	9180138	9179895	9179896	9179897	9179898
Dark Bronze	9179928	9179929	9179930	9179931	9180143	9180144	9180145	9180146	9179932	9179933	9179934

End Cap - FGL

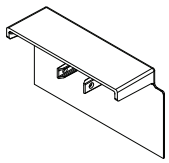

Color	Order No.
White	9043111
Terratone	9043119
Sandtone	9043110
Forest Green	9043118
Canvas	9043112
Prairie Grass	9043117
Cocoa Bean	9043116
Dove Gray	9043113
Red Rock	9043114
Black	9043115
Dark Bronze	9043120

Inside Casing - 2 1/8˝

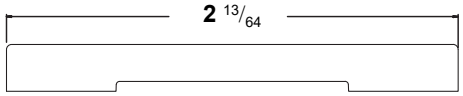

Finish	96˝			120˝						
	Pine	Maple	Oak	Pine	Maple	Oak	Cherry	Mahog-any	Douglas Fir	Alder
Unfinished	9067316	9064335	9064417	9068749	9068751	9068750	9140911	9140912	9140910	9140913
White	9013179	9055406	9040761	9013180	9040762	9055403	-			
Clear Coat	9013183	9013187	9013185	9013184	9013188	9013186	-			
Cinnamon	9013207	9013211	9013209	9013208	9013212	9013210	-			
Mocha	9013195	9013199	9013197	9013196	9013200	9013198	-			
Primed	9013181	9055407	9040763	9013182	9040764	9055404	-			
Honey	9013201	9013205	9013203	9013202	9013206	9013204	-			
Russet	9013189	9013193	9013191	9013190	9013194	9013192	-			
Espresso	9013215	9013219	9013217	9013216	9013220	9013218	-			
Birch Bark (Bright White)	9013213	9055408	9040765	9013214	9040766	9055405	-			
White	9013179	9055406	9040761	9013180	9040762	9055403	-			
Terratone	9178875	9178857	9178866	9178830	9178848	9178839	-			
Sandtone	9178874	9178856	9178865	9178829	9178847	9178838	-			
Forest Green	9178881	9178863	9178872	9178836	9178854	9178845	-			
Canvas	9178873	9178855	9178864	9178828	9178846	9178837	-			
Prairie Grass							-			
Cocoa Bean	9178880	9178862	9178871	9178835	9178853	9178844	-			
Dove Gray	9178879	9178861	9178870	9178834	9178852	9178843	-			
Red Rock	9178878	9178860	9178869	9178833	9178851	9178842	-			
Black	9178876	9178858	9178867	9178831	9178849	9178840	-			
Dark Bronze	9178877	9178859	9178868	9178832	9178850	9178841	-			

Joining Components

Inside Casing - 2 3/4″

Note:
Used when a wide bottom rail (A-Series Casement or A-Series Awning) unit is mulled above other A-Series windows or doors.

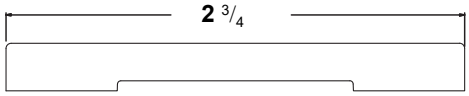

	72″			96″						
Finish	**Pine**	**Maple**	**Oak**	**Pine**	**Maple**	**Oak**	**Cherry**	**Mahog-any**	**Douglas Fir**	**Alder**
Unfinished	9067322	9064398	9064485	9067323	9068753	9068752	9140915	9140916	9140914	9140917
White	9031540	9055381	9055383	9055372	9055385	9055394	-	-	-	-
Clear Coat	9031542	9031544	9031543	9055373	9055386	9055395	-	-	-	-
Cinnamon	9031554	9031556	9031555	9055374	9055387	9055396	-	-	-	-
Mocha	9031548	9031550	9031549	9055375	9055388	9055397	-	-	-	-
Primed	9031541	9055382	9055384	9055376	9055389	9055398	-	-	-	-
Honey	9031551	9031553	9031552	9055377	9055390	9055399	-	-	-	-
Russet	9031545	9031547	9031546	9055378	9055391	9055400	-	-	-	-
Espresso	9031558	9031560	9031559	9055379	9055392	9055401	-	-	-	-
Birch Bark (Bright White)	9031557	9040611	9040610	9055380	9055393	9055402	-	-	-	-

Joining Plate - FGL

Note:
Need two per mull. Cut to fit joining plates 1 1/2″ shorter than the overall mulled length or width.

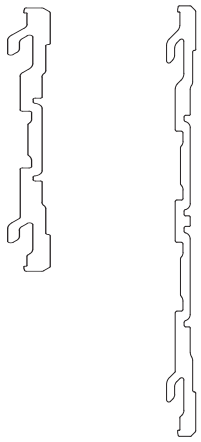

4 9/16 **6 9/16**

Depth	Size	Length	Order No.
4 9/16	**31**	**34 19/32**	9179868
	33	**36 19/32**	9179869
	60	**69 3/4**	9179870
	64	**73 1/2**	9179871
	68	**78**	9179872
	611	**80 7/8**	9179873
	80	**94**	9179874
	100	**118**	9179875
	104	**122**	9179876
	120	**142 1/2**	9179877
6 9/16	**100**	**118**	9179878
	140	**166 1/2**	9179879

Joining Plate Alignment Spacer - FGL

Note:
Need one per unit jamb that is to be joined cutting to length if required. Required length: Join dimension - **1** $^{1}/_{2}$″

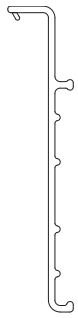

Size	Length	Order No.
31	**26** $^{3}/_{32}$	9179880
33	**28** $^{3}/_{32}$	9179881
60	**61** $^{1}/_{4}$	9179882
64	**65**	9179883
68	**69** $^{1}/_{2}$	9179884
611	**72** $^{3}/_{8}$	9179885
80	**85** $^{1}/_{2}$	9179886
100	**109** $^{1}/_{2}$	9179887
104	**113** $^{1}/_{2}$	9179888
120	**134**	9179889
140	**158**	9179890

Intersection Bracket - FGL

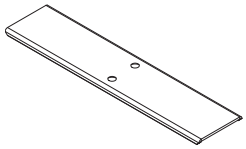

Order No.
9152243

Gusset Plate - Flanged FGL / 18″

Note:
Need two per join. Required length: Join dimension - 1 1/2"

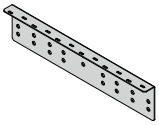

Order No.
9179993

Gusset Plate - Flat FGL / 18″

Order No.
9179994

Joining Components

Fixed Bracket - FGL

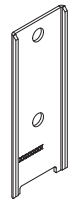

Order No.
9179997

Slide Bracket - FGL

Order No.
9179998

Flat Slide Gusset - FGL

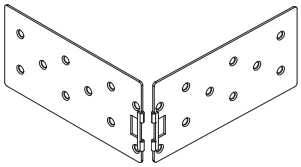

Type A Type B

Type	Order No.
A	9179995
B	9179996

End Plug - FGL

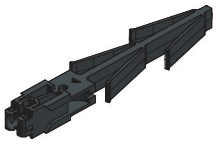

Order No.
9179992

Locking/Sealing Plug - FGL

Order No.
9177451

Joining Components

Screw Package - 7/8˝ FGL Screw			
Package Includes: (52) Fasteners 10-16 x 7/8˝ PH FL Type 17			
		Qty	**Order No.**
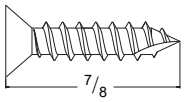		52	9159384

Joining Components

Vintage LVL Joining Kit Components

Note:
Laminated Veneer Lumber (LVL) Joining System was replaced by Easy Connect Joining System (ECJS) in July 2019. Some kits and component parts are unavailable.

Inside Casing - 2 1/8″

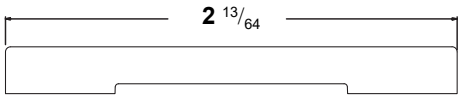

Finish	96″			120″						
	Pine	Maple	Oak	Pine	Maple	Oak	Cherry	Mahog-any	Douglas Fir	Alder
Unfinished	9067316	9064335	9064417	9068749	9068751	9068750	9140911	9140912	9140910	9140913
White	9013179	9055406	9040761	9013180	9040762	9055403	-			
Clear Coat	9013183	9013187	9013185	9013184	9013188	9013186	-			
Cinnamon	9013207	9013211	9013209	9013208	9013212	9013210	-			
Mocha	9013195	9013199	9013197	9013196	9013200	9013198	-			
Primed	9013181	9055407	9040763	9013182	9040764	9055404	-			
Honey	9013201	9013205	9013203	9013202	9013206	9013204	-			
Russet	9013189	9013193	9013191	9013190	9013194	9013192	-			
Espresso	9013215	9013219	9013217	9013216	9013220	9013218	-			
Birch Bark (Bright White)	9013213	9055408	9040765	9013214	9040766	9055405	-			
White	9013179	9055406	9040761	9013180	9040762	9055403	-			
Terratone	9178875	9178857	9178866	9178830	9178848	9178839	-			
Sandtone	9178874	9178856	9178865	9178829	9178847	9178838	-			
Forest Green	9178881	9178863	9178872	9178836	9178854	9178845	-			
Canvas	9178873	9178855	9178864	9178828	9178846	9178837	-			
Prairie Grass							-			
Cocoa Bean	9178880	9178862	9178871	9178835	9178853	9178844	-			
Dove Gray	9178879	9178861	9178870	9178834	9178852	9178843	-			
Red Rock	9178878	9178860	9178869	9178833	9178851	9178842	-			
Black	9178876	9178858	9178867	9178831	9178849	9178840	-			
Dark Bronze	9178877	9178859	9178868	9178832	9178850	9178841	-			

Joining Components

Inside Casing - 2 3/4˝

Note:
Used when a wide bottom rail (A-Series Casement or A-Series Awning) unit is mulled above other A-Series windows or doors.

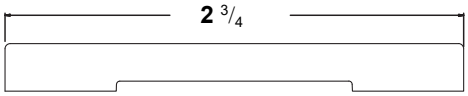

	72˝			96˝						
Finish	**Pine**	**Maple**	**Oak**	**Pine**	**Maple**	**Oak**	**Cherry**	**Mahog-any**	**Douglas Fir**	**Alder**
Unfinished	9067322	9064398	9064485	9067323	9068753	9068752	9140915	9140916	9140914	9140917
White	9031540	9055381	9055383	9055372	9055385	9055394	-	-	-	-
Clear Coat	9031542	9031544	9031543	9055373	9055386	9055395	-	-	-	-
Cinnamon	9031554	9031556	9031555	9055374	9055387	9055396	-	-	-	-
Mocha	9031548	9031550	9031549	9055375	9055388	9055397	-	-	-	-
Primed	9031541	9055382	9055384	9055376	9055389	9055398	-	-	-	-
Honey	9031551	9031553	9031552	9055377	9055390	9055399	-	-	-	-
Russet	9031545	9031547	9031546	9055378	9055391	9055400	-	-	-	-
Espresso	9031558	9031560	9031559	9055379	9055392	9055401	-	-	-	-
Birch Bark (Bright White)	9031557	9040611	9040610	9055380	9055393	9055402	-	-	-	-

Joining Components

Trim Strip - LVL Joining

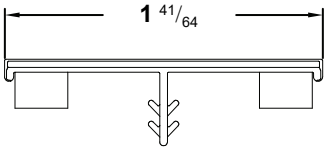

Color	Size					
	31	68	611	80	100	104
	Length					
	36 3/32	79 9/32	82 3/16	95 9/32	119 9/32	123 11/32
White	9044058	9044062	9044063	9044064	9044066	9044065
Terratone	9044098	9044130	9044138	9044146	9044162	9044154
Sandtone	9044068	9044072	9044073	9044074	9044076	9044075
Forest Green	9044099	9044131	9044139	9044147	9044163	9044155
Canvas	9044078	9044082	9044083	9044084	9044086	9044085
Prairie Grass	9044103	9044135	9044143	9044151	9044167	9044159
Cocoa Bean	9044102	9044134	9044142	9044150	9044166	9044158
Dove Gray	9044088	9044092	9044093	9044094	9044096	9044095
Red Rock	9044100	9044132	9044140	9044148	9044164	9044156
Black	9044101	9044133	9044141	9044149	9044165	9044157
Dark Bronze	9044104	9044136	9044144	9044152	9044168	9044160

End Cap - LVL/FGL

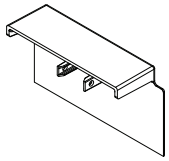

Color	Order No.
White	9043111
Terratone	9043119
Sandtone	9043110
Forest Green	9043118
Canvas	9043112
Prairie Grass	9043117
Cocoa Bean	9043116
Dove Gray	9043113
Red Rock	9043114
Black	9043115
Dark Bronze	9043120

Gusset Plate - Flanged / LVL / 18˝

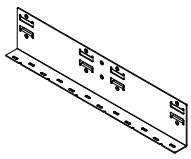

Order No.
3020004

Joining Components

Gusset Plate - Straight / LVL / 18˝		
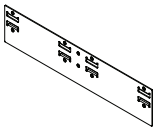		**Order No.**
		9023934

Bracket - Sill / LVL / 4 9/16˝		
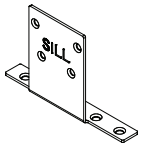		**Order No.**
		N/A

Screw - Bracket		
		Order No.
		3020011

Screw Package - 1˝ LVL Screw			
	Package Includes:	**Qty**	**Order No.**
	Screw, 10-12 x 1.000 Cross recess flat HD Type 17	18	9017653

Screw Package - 1.75˝ LVL Screw			
	Package Includes:	**Qty**	**Order No.**
	Screw, 10-12 X 1-3/4 Cross recess flat HD Type 17	18	9017652

Screw Package - 2˝ LVL Screw			
	Package Includes:	**Qty**	**Order No.**
	Screw, 10-12 x 1-3/4 Cross recess flat HD Type 17	18	9017654

Screw Package - 2.5˝ LVL Screw			
	Package Includes:	**Qty**	**Order No.**
	Screw, 10-12 x 2-1/2 typ 17 PH FL STL ZY	18	9017651

Screw Package - 3˝ LVL Screw			
	Package Includes:	**Qty**	**Order No.**
	Screw, 10-12 x 3.000 typ 17 PH FL STL ZY	18	9017650

Support Mull Kits

1. Outside Vinyl Trim Strip
2. Filler
3. Head Flashing

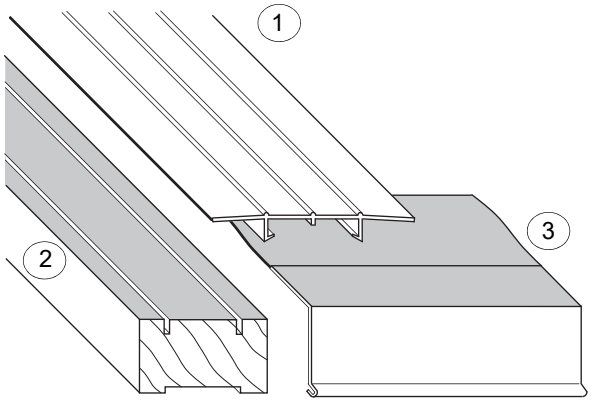

A-Series Gliding Support Mullion

Joining Kit - Support Mullion

Kit Includes:
Outside vinyl trim strip, filler and flashing

Unit No.	Length	White	Terratone	Sandtone	Forest Green
FWG68	79 $^{7}/_{16}$	2510212	2620103	0900406	1262824
FWG611	82 $^{5}/_{16}$	1916512	2460204	0900408	1262829
FWG80	95 $^{7}/_{16}$	2510214	2620108	0911210	1262825

Trim Strip - Support Mullion / Outside Vinyl Ref. No. 1

Unit No.	Length	White	Terratone	Sandtone	Forest Green
FWG68	79 $^{7}/_{16}$	1970929	2668706	0924706	1267804
FWG611	82 $^{5}/_{16}$	1970930	2668707	0924707	1267805
FWG80	95 $^{7}/_{16}$	2579708	2668708	0924708	1267806

Filler - Support Mullion

Unit No.	Length	Order No.
FWG68	79 $^{7}/_{16}$	2579714
FWG611	82 $^{5}/_{16}$	2579715
FWG80	95 $^{7}/_{16}$	2579716

Head Flashing - Support Mullion Ref. No. 3 page 140

Unit No.	Length	Color	Order No.
All Units	4 $^{3}/_{8}$	**White**	1997266
		Terratone	2640729
		Sandtone	0903524

Mull Cover Kits

Mull Cover Kit - Sill / Standard

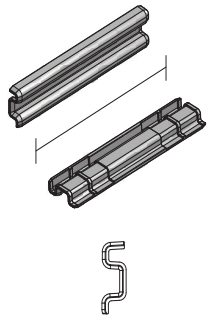

Color	Length	Order No.
Gray	4 1/8	9131768
Dark Bronze		9131769

Mull Cover Kit - Sill / Drop Channel

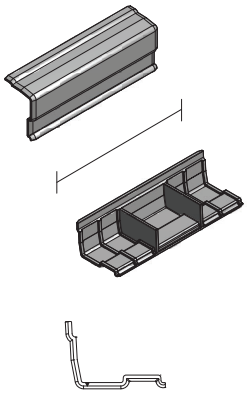

Color	Length	Order No.
Gray	4 1/8	9131770
Dark Bronze		9131771

Universal Drip Cap - Continuous

Note:
Use on side-by-side or vertical joins mulled at the factory or distributor. Consists of 24 gauge aluminum material.

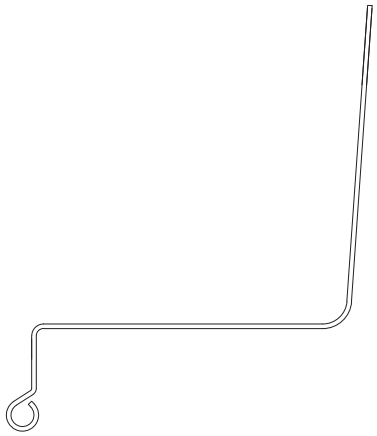

	72″			120″			151 1/2″	
	Package Quantity			Package Quantity			Package Quantity	
	1	10	40	1	10	40	1	10
White	2222525	2222526	2222527	2222546	2222547	2222548	2222555	2222556
Terratone	2222528	2222529	NA	2222549	2222550	NA	2222557	2222558
Sandtone	2222530	2222531	NA	2222551	2222552	NA	2222559	2222560
Forest Green	2222532	2222533	NA	2222553	2222554	NA	2222561	2222562
Canvas	9003116	9003117	NA	9003126	9003127	NA	9003130	9003131
Prairie Grass	9003565	9003566	NA	9003573	9003574	NA	9003581	9003582
Cocoa Bean	9003118	9003119	NA	9003128	9003129	NA	9003132	9003133
Dove Gray	9003563	9003564	NA	9003571	9003572	NA	9003579	9003580
Red Rock	9003559	9003560	NA	9003567	9003568	NA	9003575	9003576
Black	9003561	9003562	NA	9003569	9003570	NA	9003577	9003578
Dark Bronze	9020502	9020503	NA	9020504	9020505	NA	9020506	9020507

Panel - Operating

Stormwatch® Protection (Coastal Product)

Andersen® products with Stormwatch® protection are designed for use in coastal areas. They feature design pressure upgrades, glass options, and structural enhancements. The parts listed below are exclusive to the Stormwatch® line. Parts shared with standard doors are listed in the standard product pages of this section.

Panel - Operating

Operating Panel Options
Panel - Operating

Low-E4® IR

Dual Pane Clear IR

Low-E4® SmartSun™ IR

Note:
Tempered safety glass is standard on patio doors.When replacing gliding door panels it is recommended to also replace the **interlock weatherstrip**.
Replacement panel for standard and custom-sized doors is made to order. Product ID label is located on top edge of operating panel.
See **Installation Guide 9033252**. See **Installation Guide 9117015**.

Exterior color options:

White	Canvas	Dove Gray
Terratone	Prairie Grass	Red Rock
Sandtone	Cocoa Bean	Black
Forest Green	Dark Bronze	

Interior wood species/finish/color options:

Pine	Maple	Oak	Mahogany
Douglas Fir	Cherry		
Unfinished	Russet	Espresso	Clear Coat
Honey	Cinnamon	Mocha	
White-Painted	Birch Bark	Primed	Sandtone
Canvas	Terratone	Forest Green	Dove Gray
Prairie Grass	Cocoa Bean	Red Rock	Dark Bronze
Black			

Glass options: (See Logo Examples):

Low-E4® Impact Resistant	Low-E4® HeatLock Impact Resistant	Clear Monolithic Impact Resistant
Low-E4® SmartSun™ Impact Resistant	Low-E4® SmartSun™ HeatLock Impact Resistant	Gray Monolithic Impact Resistant
Low-E4® Sun Impact Resistant	Low-E4® Sun HeatLock Impact Resistant	**Dual Pane Impact Resistant**

To order, state:

Product ID (from product label, see Service Guide 9051877)

OR

1. **Unit or frame size (FWGD XXXX or frame W x H dimensions)**
1. **Panel Style (Traditional, Contemporary)**
2. **Description of part (Operating Panel)**
3. **Handing (Right, Left)**
4. **Exterior color of panel**
5. **Interior wood species of panel**
6. **Interior finish/color of panel**
7. **Watershed color (Gray or Bronze)**
8. **Glazing**

Panel Parts - Operating

Stiffener - Operating / Side (Impact Resistant)

Note:
Stiffener is available unfinished or factory applied pre-finish stained/painted. Use the Product ID to determine if the unit was AW factory stained/painted. Factory applied stains available: Clear Coat, Cinnamon, Mocha, Honey, Russet,and Espresso. Factory applied paints available: Sandtone, Canvas, Dark Bronze and Black Part numbered stiffeners shown below.

To order, state:

1. **Description of part (Operating Side Stiffener)**
2. **Finish**
3. **Quantity**
4. **Product ID (from product label, see page 10)**

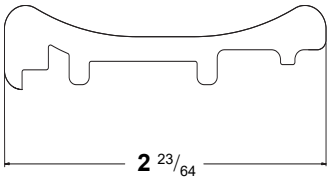

Unit No.	Length	Unfinished		
		Pine	Maple	Oak
FWGD68	76 15/32	9021923	9021926	9021929
FWGD611	79 11/32	9021924	9021927	9021930
FWGD80	92 15/32	9021925	9021928	9021931

Unit No.	Length	Painted			
		White/Pine	Birch Bark/ Pine	Primed/Pine	Black
FWGD68	76 15/32	9103963	9139947	9139952	9185576
FWGD611	79 11/32	9103964	9139948	9139953	9185578
FWGD80	92 15/32	9103965	9139949	9139954	9185577

Screw Package - Stiffener / Interior (Impact Resistant)

Note:
Includes fasteners. See **Installation Guide 9013252** for additional detail.

Finish	Order No.
White PI	9033247
Light Stain	9033248
Dark Stain	9033249
Unfinished Primed	9033250
Black	9033242

Screw Package - Stiffener / Interior (Impact Resistant) / Greater than 8´

Note:
Includes fasteners and brackets.

Size	Order No.
100	9132110

Panels - Stationary

Panels - Stationary

Stationary Panel Options
Panel - Stationary

Low-E4® IR

Dual Pane Clear IR

Low-E4® SmartSun™ IR

Note:
Tempered safety glass is standard on patio doors.When replacing gliding door panels it is recommended to also replace the **interlock weatherstrip**.
Replacement panel for standard and custom-sized doors is made to order. Product ID label is located on top edge of operating panel.
See **Installation Guide 9033252**. See **Installation Guide 9117015**.

Exterior color options:

White	Canvas	Dove Gray
Terratone	Prairie Grass	Red Rock
Sandtone	Cocoa Bean	Black
Forest Green	Dark Bronze	

Interior wood species/finish/color options:

Pine	Maple	Oak	Mahogany
Douglas Fir	Cherry		
Unfinished	Russet	Espresso	Clear Coat
Honey	Cinnamon	Mocha	
White-Painted	Birch Bark	Primed	Sandtone
Canvas	Terratone	Forest Green	Dove Gray
Prairie Grass	Cocoa Bean	Red Rock	Dark Bronze
Black			

Glass options:

Low-E4® Impact Resistant	Low-E4® HeatLock Impact Resistant	Clear Monolithic Impact Resistant
Low-E4® SmartSun™ Impact Resistant	Low-E4® SmartSun™ Heat-Lock Impact Resistant	Gray Monolithic Impact Resistant
Low-E4® Sun Impact Resistant	Low-E4® Sun Heat-Lock Impact Resistant	**Dual Pane Impact Resistant**

To order, state:

OR

1. **Unit or frame size (FWGD XXXX or frame W x H dimensions)**
1. **Panel Style (Traditional, Contemporary)**
2. **Sill Color of Unit (Gray or Bronze)**
3. **Description of part (Stationary Panel)**
4. **Handing (Right, Left)**
5. **Exterior color of panel**
6. **Interior wood species of panel**
7. **Interior finish/color of panel**
8. **Glazing**

Panel Parts - Stationary

Stiffener - Stationary / Side (Impact Resistant)

Panels - Stationary

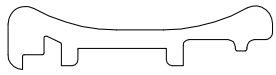

Unit No.	Length	White	Terratone	Sandtone	Forest Green
FWGD68	76 15/32	9021890	9021892	9021891	9021893
FWGD611	79 11/32	9021901	9021903	9021902	9021904
FWGD80	92 15/32	9021912	9021914	9021913	9021915

Stiffener - Stationary / Side (Impact Resistant) *(Continued)*

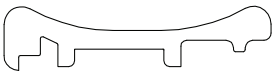

Unit No.	Length	Canvas	Prairie Grass	Cocoa Bean	Dove Gray
FWGD68	76 15/32	9021894	9021899	9021897	9021898
FWGD611	79 11/32	9021905	9021910	9021908	9021909
FWGD80	92 15/32	9021916	9021921	9021919	9021920

Stiffener - Stationary / Side (Impact Resistant) *(Continued)*

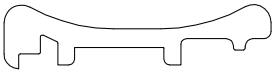

Unit No.	Length	Red Rock	Black	Dark Bronze
FWGD68	76 15/32	9021895	9021896	9021900
FWGD611	79 11/32	9021906	9021907	9021911
FWGD80	92 15/32	9021917	9021918	9021922

Bracket - Stiffener / Head and Sill (Impact Resistant)

Head/Sill	Order No.
RH Head/LH Sill	9021936
LH Head/RH Sill	9021935

Screw Package - Stiffener / Exterior (Impact Resistant)

Note:
Includes brackets. See **Installation Guide 9013252** for additional detail.

Color	Order No.
White	9033236
Terratone	9033238
Sandtone	9033237
Forest Green	9033239
Canvas	9033240
Prairie Grass	9033245
Cocoa Bean	9033243
Dove Gray	9033244
Red Rock	9033241
Black	9033242
Dark Bronze	9033246

Shared Panel Parts

Glass Stops - Traditional Panel	
Traditional Glass Stop - Rail & Stile / Laminated Monolithic	
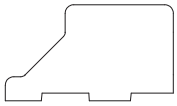	**Note:** Glass stops for custom glazed doors are made to order. Product ID label is located on the top of the operating panel. *To order, state:* **1. Description of Part (Traditional Glass Stop, Rail or Stile)** **2. Wood Species/Finish/Color** **3. Unit Dimension (Width x Height)** **4. Quantity** **5. Product ID (from product label), see Service Guide 9051877.**

Glass Stops - Contemporary Panel

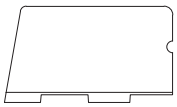

Note:
Rail and stile glass stops for **custom-sized** doors are made to order. Product ID label is located on top edge of operating panel.

To order, state:

1. **Description of Part (Glass Stop, Rail or Stile)**
2. **Type (Traditional, Contemporary)**
3. **Wood Species/Finish/Color**
4. **Glass Type**
5. **Unit Dimension (Width x Height)**
6. **Quantity**
7. **Product ID (from product label), see Service Guide 9051877.**

Contemporary Glass Stop - Rail / 1 Inch Glazing BBG, Art Glass, Triple Pane, Coastal IR >= 51 Size

Note:
Vertical Grain Douglas Fir, Cherry and Mahogany are not a part numbered item.

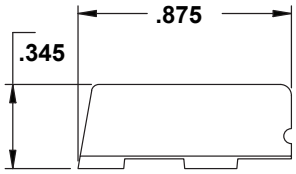

Size	Length	Pine	Maple	Oak	White	Primed	Birch Bark	Black
26	**21** $^{9}/_{32}$	9187325	-	-	9187357	9187353	-	-
30	**27** $^{9}/_{32}$	9187326	9187334	9187330	9187358	9187354	-	-
36	**33** $^{9}/_{32}$	-	-	-	-	-	-	-
40	**39** $^{9}/_{32}$	9187328	9187336	9187332	9187360	9187356	9187352	9187381
51	**52** $^{1}/_{8}$	-	-	-	-	-	-	-
61	**64** $^{1}/_{8}$	9187362	9187366	9187364	9187372	9187370	9187368	-

Contemporary Glass Stop - Rail / 1 Inch Glazing Coastal IR < 51 Size

Note:
Vertical Grain Douglas Fir, Cherry and Mahogany are not a part numbered item.

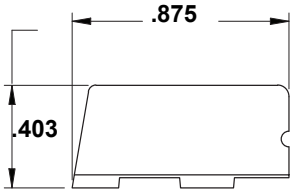

Size	Length	Pine	Maple	Oak	White	Primed	Birch Bark	Black
26	**21** $^{9}/_{32}$	9187449	-	-	9187496	9187492	-	-
30	**27** $^{9}/_{32}$	9187450	9187458	9187454	9187497	9187493	9187489	9187524
36	**33** $^{9}/_{32}$	9187451	-	-	9187498	9187494	-	-
40	**39** $^{9}/_{32}$	9187452	9187460	9187456	9187499	9187495	9187491	9187527
51	**52** $^{1}/_{8}$	-	-	-	-	-	-	-
61	**64** $^{1}/_{8}$	-	-	-	-	-	-	-

Shared Panel Parts

Contemporary Glass Stop - Stile / 1 Inch Glazing BBG, Art Glass, Triple Pane, Coastal IR >= 51 Size

Note:
Vertical Grain Douglas Fir, Cherry and Mahogany are not a part numbered item.

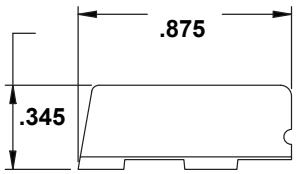

Size	Length	Pine	Maple	Oak	White	Primed	Birch Bark	Black
68	**69** $^{5}/_{16}$	9187316	9187322	9187319	9187345	9187341	-	9190822
611	**72** $^{3}/_{16}$	9187317	-	-	9187346	9187342	-	9190823
80	**85** $^{5}/_{16}$	9187318	9187324	9187321	9187347	9187343	9187339	9190824
100	**109** $^{5}/_{16}$	9188177	9188179	9188178	9187348	9187344	9187340	9187382

Contemporary Glass Stop - Stile / 1 Inch Glazing Coastal IR < 51 Size

Note:
Vertical Grain Douglas Fir, Cherry and Mahogany are not a part numbered item.

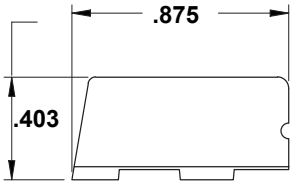

Size	Length	Pine	Maple	Oak	White	Primed	Birch Bark	Black
68	**69** $^{5}/_{16}$	9187383	9187389	9187386	9187469	9187465	9187461	9187528
611	**72** $^{3}/_{16}$	9187384	9187390	9187387	9187470	9187466	9187462	9187531
80	**85** $^{5}/_{16}$	9187385	9187391	9187388	9187471	9187467	9187463	9187529
100	**109** $^{5}/_{16}$	9188184	9188186	9188185	9187472	9187468	9187464	9187530

Hardware

Hardware

Screw Packages - Unit / Frame / Panel / Astragal / Stiffener

Screw Package - Unit / Assembled / IR or DP Upgrade / 2-Panel

Note:
Installation Guide 9033251. Clips must be placed on the sill before installation

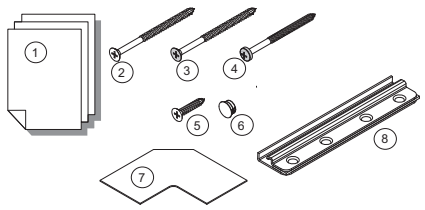

Order No.
9033220

Screw Package - Unassembled Units - IR and DP Upgrade

Note:
Reference Installation Guide 9033251 for pack contents.

Color	2-Panel	3-Panel	4-Panel
White Exterior, Gray Sill	9033221	9033225	9033229
White Exterior, Bronze Sill	9033223	9033227	9033231
Nonwhite Exterior, Gray Sill	9033222	9033226	9033230
Nonwhite Exterior, Bronze Sill	9033224	9033228	9033232

Screw Package - Installation / Unassembled / IR and DP Upgrade

Note:
Reference Installation Guide 9033251 for pack contents.

2-Panel	3-Panel	4-Panel
9033233	9033234	9033235

Screw Package - Frame / Unassembled / Standard or IR or DP Upgrade

Note:
Reference Installation Guide for pack contents. Used for two, three and four panel frames.

Gray Sill	Bronze Sill
9021949	9021950

Screw Package - Panel Installation / Unassembled / Standard or IR or DP Upgrade

Note:
Reference **Installation Guide 9020094** for pack contents.

Color	2-Panel	3-Panel	4-Panel
White Exterior, Gray Sill	9021937	9021941	9021945
White Exterior, Bronze Sill	9021939	9021943	9021947
Non-hite Exterior, Gray Sill	9021938	9021942	9021946
Non-white Exterior, Bronze Sill	9021940	9021944	9021948
Black/Dark Bronze Exterior, Gray Sill	9189320	9189322	9189324
Black/Dark Bronze Exterior, Bronze Sill	9189321	9189323	9189325

Screw Package - Stiffener / Exterior (Impact Resistant)

Note:
Includes brackets.

Color	Order No.
White	9033236
Terratone	9033238
Sandtone	9033237
Forest Green	9033239
Canvas	9033240
Prairie Grass	9033245
Cocoa Bean	9033243
Dove Gray	9033244
Red Rock	9033241
Black	9033242
Dark Bronze	9033246

Screw Package - Unassembled Units - IR and DP Upgrade

Note:
Reference **Installation Guide 9033251** for pack contents.

Color	2-Panel	3-Panel	4-Panel
White Exterior, Gray Sill	9033221	9033225	9033229
White Exterior, Bronze Sill	9033223	9033227	9033231
Nonwhite Exterior, Gray Sill	9033222	9033226	9033230
Nonwhite Exterior, Bronze Sill	9033224	9033228	9033232

Hardware

Service Replacement Only Parts

Service Replacement

Service Replacement Only Parts

Service Replacement Only Parts

Note:

This section is specifically designed for parts that should only be ordered if a Field Service Manager/Service Provider has requested them to be ordered or if the customer agrees to also pay for a non-warranty repair/replace service job (subject to availability) for these parts to be installed. We do not recommend anyone other than a trained AW employee or Service Provider install these parts due to the complexity of installation, modifications required for installation and/or requirement of special tools.

Service Replacement Only Parts

Exterior Grilles - Permanently Applied / Taped

Note:
Permanently applied grilles can only be ordered by Andersen Field Service Representatives, Andersen Service Dealers and Providers. Contact your local **Andersen Service Provider**.

Exterior Grilles - Taped / Chamfer A / Fibrex® Material

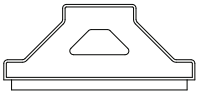

Color	96″				144″			
	3/4″	7/8″	1 1/8″	2 1/4″	3/4″	7/8″	1 1/8″	2 1/4″
Unfinished	9011963	9011964	9011965	9011966	9140360	9140361	9140362	9140363
White	1284329	1284330	1284331	1284332	9033549	9033550	9033551	9033552
Terratone	9011971	9011972	9011973	9011974	9033557	9033558	9033559	9033560
Sandtone	1284325	1284326	1284327	1284328	9033545	9033546	9033547	9033548
Forest Green	9011967	9011968	9011969	9011970	9033553	9033554	9033555	9033556
Canvas	1284357	1284358	1284359	1284360	9122001	9122002	9122003	9122004
Prairie Grass	9011991	9011992	9011993	9011994	9140408	9140409	9140410	9140411
Cocoa Bean	9011987	9011988	9011989	9011990	9140340	9140341	9140342	9140343
Dove Gray	9011983	9011984	9011985	9011986	9140384	9140385	9140386	9140387
Red Rock	9011975	9011976	9011977	9011978	9140352	9140353	9140354	9140355
Black	9011979	9011980	9011981	9011982	9140332	9140333	9140334	9140335
Dark Bronze	9020289	9020290	9020291	9020292	9122005	9122006	9122007	9122008

Exterior Grilles - Taped / Contemporary

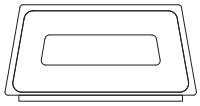

Length	96″				144″			
Color	5/8″	3/4″	2 1/4″	3 1/2″	5/8″	3/4″	2 1/4″	3 1/2″
Unfinished	9192874	9189472	9189473	9191272	9192909	9189502	9189503	9192910
White	9192846	9189462	9189463	9189407	9192877	9189480	9189481	9192878
Terratone	9192852	9192853	9192854	9192855	9192885	9192886	9192887	9192888
Sandtone	9192845	9189460	9189461	9189406	9192875	9189478	9189479	9192876
Forest Green	9192848	9192849	9192850	9192851	9192881	9192882	9192883	9192884
Canvas	9192847	9189468	9189469	9189410	9192879	9189492	9189493	9192880
Prairie Grass	9192873	9189476	9189477	9189452	9192907	9189506	9189507	9192908
Cocoa Bean	9192869	9192870	9192871	9192872	9192903	9192904	9192905	9192906
Dove Gray	9192868	9189474	9189475	9189453	9192901	9189504	9189505	9192902
Red Rock	9192864	9192865	9192866	9192867	9192897	9192898	9192899	9192900
Black	9192860	9192861	9192862	9192863	9192893	9192894	9192895	9192896
Dark Bronze	9192856	9192857	9192858	9192859	9192889	9192890	9192891	9192892

Service Replacement Only Parts

Interior Grilles - Permanently Applied / Taped

Note:
Permanently applied grilles can only be ordered by Andersen Field Service Representatives, Andersen Service Dealers and Providers. Contact your local **Andersen Service Provider**.

Interior Grilles - Taped / Chamfer A / Standard Quantity 12 Pieces

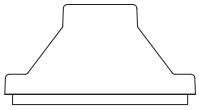

Species	Quantity	Length	3/4″	7/8″	1 1/8″	2 1/4″
Pine	12	22″	2321131	2321136	2321141	2321146
		34″	2321132	2321137	2321142	2321147
		44″	2321133	2321138	2321143	2321148
		60″	2321134	2321139	2321144	2321149
		84″	2321135	2321140	2321145	2321150
		Length	3/4″	7/8″	1 1/8″	2 1/4″
Oak	12	22″	2321111	2321116	2321121	2321126
		34″	2321112	2321117	2321122	2321127
		44″	2321113	2321118	2321123	2321128
		60″	2321114	2321119	2321124	2321129
		84″	2321115	2321120	2321125	2321130
		Length	3/4″	7/8″	1 1/8″	2 1/4″
Maple	12	22″	2321010	2321015	2321020	2321025
		34″	2321011	2321016	2321021	2321026
		44″	2321012	2321017	2321022	2321027
		60″	2321013	2321018	2321023	2321028
		84″	2321014	2321019	2321024	2321029

Service Replacement Only Parts

Interior Grilles - Taped / Contemporary / Standard Quantity 12 Pieces

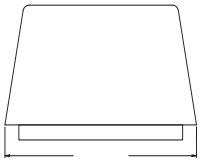

Species	Quantity	Length	5/8″	3/4″	2 1/4″	3 1/2″
	12	84″	9199226	9199227	9199228	9199229
Species	**Quantity**	**Length**	5/8″	3/4″	2 1/4″	3 1/2″
	12	84″	9199222	9199223	9199224	9199225
Species	**Quantity**	**Length**	5/8″	3/4″	2 1/4″	3 1/2″
	12	84″	9199218	9199219	9199220	9199221

Service Replacement Only Parts

Channel - Sill Drop Nose Kit (Impact Resistant)

Sill Drop Nose Channel with Screws

Note:
Sits horizontally on exterior edge of sill. Sizes over 96 inches will ship with two drop nose channels.

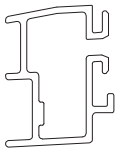

Unit No.	Number of Hole	Length	Gray	Bronze
FWGD29	3	30 1/2	9017861	9017893
FWGD33	4	36 1/2	9017862	9017894
FWGD39	4	42 1/2	9017863	9017895
FWGD43	4	48 1/2	9017864	9017896
FWGD50	5	57 7/16	9017879	9017911
FWGD60	5	69 1/16	9017881	9017913
FWGD70	6	81 1/16	9017865	9017897
FWGD80	6	93 1/16	9017867	9017899
FWGD910 - 2 Piece	5	57 3/16	9017869	9017901
FWGD1110 - 2 Piece	5	69 3/16	9017871	9017903
FWGD1510 - 2 Piece	6	93 3/16	9017872	9017904

End Cap / Sill Drop Nose

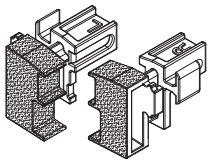

Gray		Black	
Left	**Right**	**Left**	**Right**
9017989	9017990	9017991	9017992

Screw Package / Sill Drop Nose

Note:
Sidelight and 2 panel doors use:
FWD11 2-Weep Hole Covers,1- LH and 1-RH End Cap and 7-#8-15 x 1-1/4″ 302 SS PH PN Screw

3 and 4 panel doors use:
FWD17 4-Weep Hole Covers, 2- LH and 2-RH End Cap and 13-#8-15 x 1-1/4″ 302 SS PH PN Screw

Gray		Bronze	
FWD11	**FWD17**	**FWD11**	**FWD17**
9019761	9019763	9019762	9019764

Service Replacement Only Parts