

What's in This Section

| | |
|--|---------------|
| Single Panel, 2-Panel, and Stationary Panel | Page 5 |
| Parts Illustration | 5 |
| Parts Illustration - Single Panel | 5 |
| Parts Illustration - 2-Panel | 6 |
| Parts Illustration - Passive Panel | 7 |
| Color Options Exterior | 8 |
| Color / Finish Options Interior | 9 |
| Unit Sizes | 10 |
| Standard and Custom Door Sizes | 10 |
| A Series Product Label | 10 |
| Unit Size Chart - Single Panel | 11 |
| Unit Size Chart - 2-Panel | 12 |
| Replacement Panel Reference | 13 |
| Product History | 14 |
| Product History | 14 |
| Panels - Active | 15 |
| Active Panel Graphic | 15 |
| Active Panel Size Table | 17 |
| Active Panels - Single Doors | 18 |
| Active Panels with Astragal - Double Doors (AP) | 19 |
| Active Panels with Astragal - Double Doors (PA) | 20 |
| Panel Parts - Active | 21 |
| Panels - Passive | 22 |
| Passive Panel Graphic | 22 |
| Passive Panel Size Table | 23 |
| Passive Panels | 24 |
| Panel Astragal with Screws - Passive (AP) / Stainless Steel Hardware | 25 |
| Panel Astragal with Screws - Passive (PA) / Stainless Steel Hardware | 26 |
| Panel Parts - Passive | 27 |
| Panels - Stationary | 29 |
| Stationary Panel Graphic | 29 |
| Stationary Panel Size Table | 30 |
| Stationary Panels | 31 |
| Panel Parts - Stationary/Sidelight | 32 |
| Shared Panel Parts | 33 |
| Glass Stops | 33 |
| Gasket Weatherstrip | 36 |

| | |
|--|------------|
| Water Bars | 36 |
| Insect Screens | 37 |
| Insect Screens - Retractable | 37 |
| Insect Screen Parts - Current / Retractable | 38 |
| Grilles | 48 |
| Traditional Interior Grilles - Standard / Custom | 48 |
| Contemporary Interior Grilles - Standard / Custom | 49 |
| Interior Grille Parts and Tools | 50 |
| Hardware | 51 |
| Half Trim Set Kits - Interior | 51 |
| Half Trim Set Kits - Exterior | 52 |
| Construction Trim Set | 53 |
| Hardware - Tribeca® | 54 |
| Hardware - Anvers® | 58 |
| Hardware - Albany | 61 |
| Hardware - Newbury® | 64 |
| Hardware - Covington™ | 68 |
| Hardware - Whitmore® | 71 |
| Hardware - Encino® | 75 |
| Hardware - Yuma® | 78 |
| Hardware - FSB | 81 |
| Hardware - Yale® Assure Lock® | 85 |
| Shared Trim Set Parts | 88 |
| Lock Mechanism - Active | 94 |
| Lock Mechanism - Passive | 94 |
| Lock Mechanism - Active / High Corrosion Resistant | 95 |
| Lock Mechanism - Passive / High Corrosion Resistant | 96 |
| Lock Mechanism - Component Illustration / High Corrosion Resistant | 97 |
| Hook Bolt Parts | 98 |
| Flush Bolt Parts | 99 |
| Latch Bolt Parts | 99 |
| Key Lock Parts | 100 |
| Hinge Parts | 102 |
| Miscellaneous Hardware Parts | 104 |
| Fasteners | 105 |
| Frames | 106 |
| Frames Assembly Illustration - Single Panel | 106 |
| Frame Assembly Illustration - 2 Panel | 107 |
| Installation Flanges | 108 |
| Installation Kit | 108 |
| Extension Jamb Kits | 109 |
| Extension Jamb / Wood / Lineal | 110 |
| Extension Jambs / Painted / Lineal | 111 |

| | |
|--|-----------------|
| Sill Parts | 112 |
| Fastener Covers | 113 |
| Panel Stops | 113 |
| Fasteners | 114 |
| Joining Components | 115 |
| Fiberglass Joining Exploded View | 115 |
| Fiberglass Joining Kits | 116 |
| Fiberglass Joining Hardware Kits | 117 |
| Fiberglass Joining Kit Components | 118 |
| Vintage LVL Joining Kit Components | 124 |
| Mull Cover Kits | 128 |
| Universal Drip Cap - Continuous | 129 |
| | |
| A-Series Stormwatch® Protection (Coastal Product) | Page 131 |
| Panels - Active | 131 |
| Active Panels - Single Doors (Impact Resistant) | 131 |
| Active Panels with Astragal - Double Doors (AP) (Impact Resistant) | 132 |
| Active Panels with Astragal - Double Doors (PA) (Impact Resistant) | 132 |
| Panels - Passive | 133 |
| Passive Panels - (AP/PA) (Impact Resistant) | 133 |
| Panel Astragal with Screws - Passive (AP) / Stainless Steel Hardware | 134 |
| Panel Astragal with Screws - Passive (PA) / Stainless Steel Hardware | 135 |
| Panels - Stationary | 136 |
| Stationary Panels (Impact Resistant) | 136 |
| Hardware | 137 |
| Lock Mechanism (Impact Resistant) - Active | 137 |
| Lock Mechanism (Impact Resistant) - Passive | 137 |
| Lock Mechanism (Impact Resistant) - Active / High Corrosion Resistant | 138 |
| Lock Mechanism (Impact Resistant) - Passive / High Corrosion Resistant | 138 |
| Sill | 139 |
| Channel / Sill Drop Nose Kit (Impact Resistant) | 139 |
| | |
| Service Replacement | Page 141 |
| Service Replacement Only Parts | 141 |
| Service Replacement Only Parts | 141 |
| Exterior / Interior Grilles - Permanently Applied / Taped | 142 |
| Shims | 145 |
| Filler | 145 |

A-Series Outswing Doors (2008 to Present)

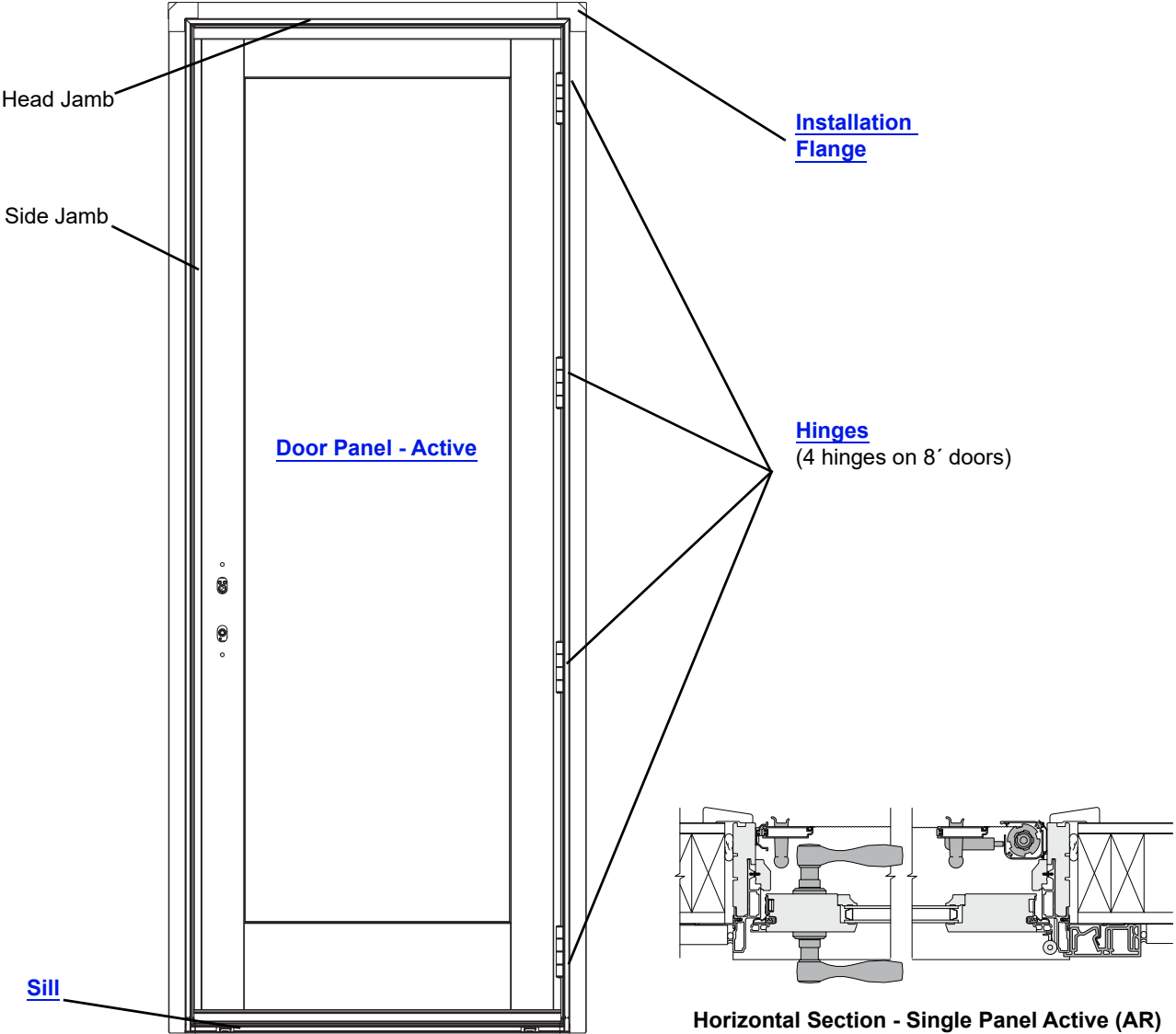
Single Panel, 2-Panel, and Stationary Panel

Parts Illustration

Parts Illustration - Single Panel

Note:

Left-hand, right-hand, and stationary doors are available. Illustration shows right-hand door.



Manufactured 2009 to Present

A-Series Outswing Door Unit Parts - Single Panel

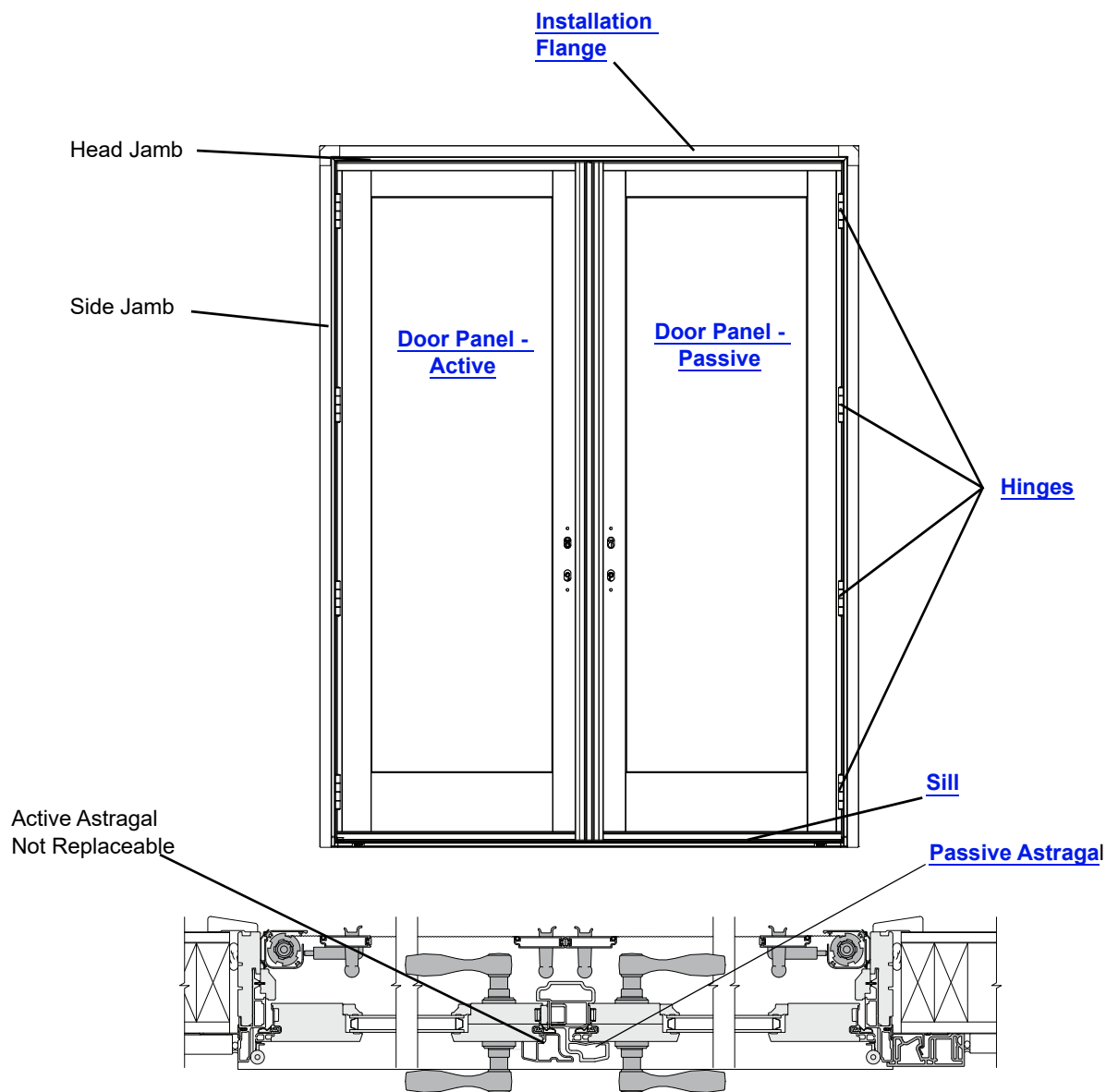
Unit viewed from exterior.

Parts Illustration

Parts Illustration - 2-Panel

Note:

8' doors have 4 hinges per side.



Horizontal Section - Two-Panel Active/Passive (APLR)

Manufactured 2009 to Present

A-Series Outswing Door Unit Parts - 2-Panel Active/Passive and Passive/Active

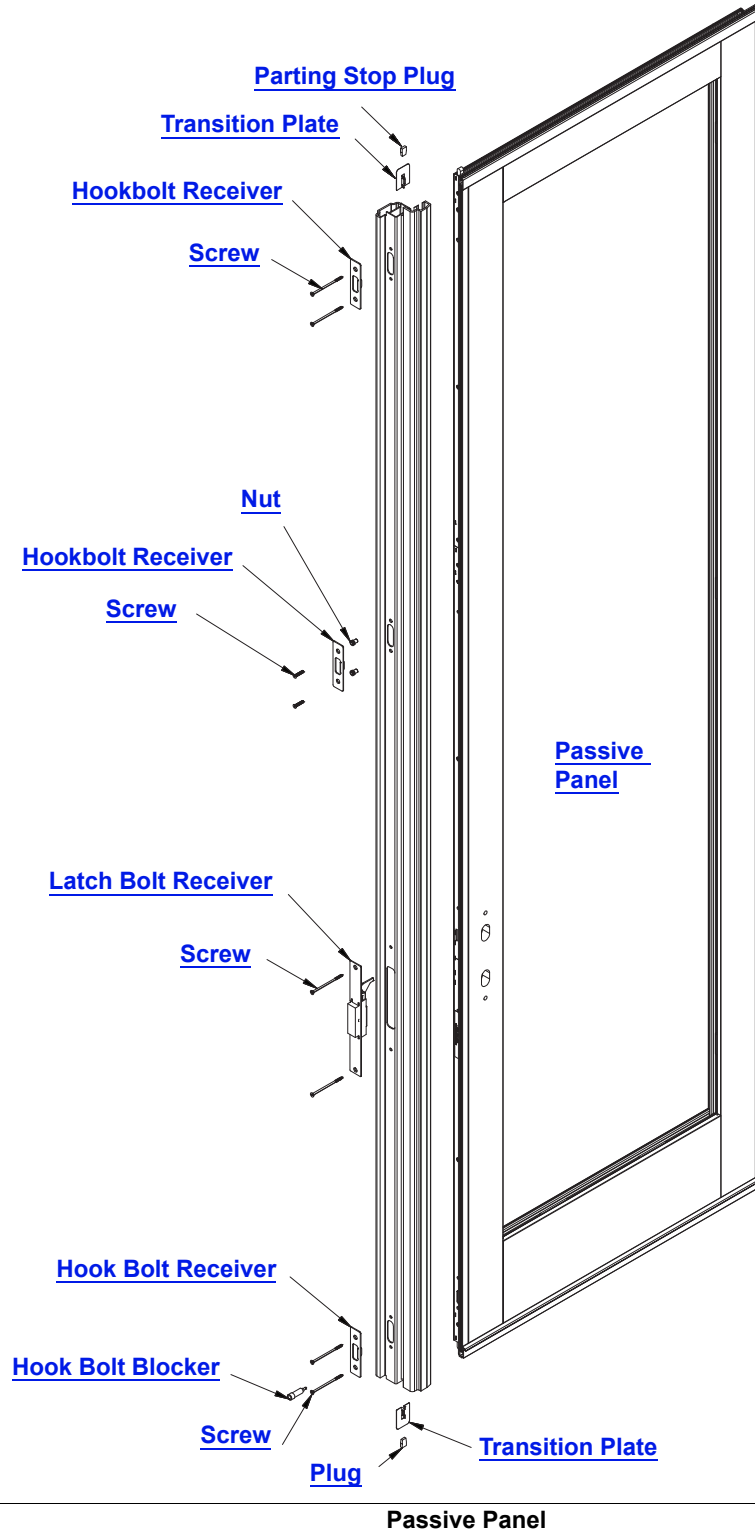
Unit viewed from exterior.

A-Series Outswing Doors (2008 to Present)

Single Panel, 2-Panel, and Stationary Panel

Parts Illustration

Parts Illustration - Passive Panel




Parts Illustration

Color Options Exterior

Note:


[Latest Exterior color options.](#)



White




Sandtone



Canvas



Prairie Grass



Terratone




Forest Green



Dove Gray



Dark Bronze



Cocoa Bean



Red Rock



Black

A-Series Outswing Doors (2008 to Present)

Single Panel, 2-Panel, and Stationary Panel

Parts Illustration

Color / Finish Options Interior

Note:

[See Latest Interior species/finish/color options.](#) See iQ+ for specific configuration options.

Interior Stains



Honey



Natural



Cinnamon



Russet



Mocha




Espresso

Interior Species



Pine



Maple



Vertical Grain
Douglas Fir



Oak




Cherry




Mahogany


Interior Colors / Painted & Primed



White



Birch Bark



Primed



Sandtone



Canvas



Terratone



Forest Green



Dove Gray



Prairie Grass




Cocoa Bean



Red Rock



Black



Dark Bronze

Unit Sizes

Standard and Custom Door Sizes

Note:

A-Series Outswing Doors are available in standard sizes (see standard size charts, [page 11](#)). Replacement parts for some standard doors can be ordered using the numbers listed in this catalog. Many replacement parts for standard doors are made to order. These items are ordered using the Product ID found on the identification label and a description of the part needed. See [Service Guide 9051877](#).

A-Series Outswing Doors are also available in custom sizes in 1/8" increments between the smallest and the largest standard sizes. Most replacement parts for custom-sized doors are made to order and can be ordered with the Product ID found on the identification label and a description of the part needed. See [Service Guide 9051877](#).

A Series Product Label

Note:

Every A-Series Outswing Door will have an identification label **or** glass etching containing a unique Product ID. The Product ID on A-Series Outswing Doors will be located at the top of the door frame or etched into the glass. See [Service Guide 9051877](#). The Product ID may be up to 14 digits long (excluding hyphens), depending on the age of the unit. Replacement parts will also get their own unique Product ID. When ordering replacement parts, providing the Product ID ensures that replacement parts match the specifications.

A-Series Outswing Doors (2008 to Present)

Single Panel, 2-Panel, and Stationary Panel

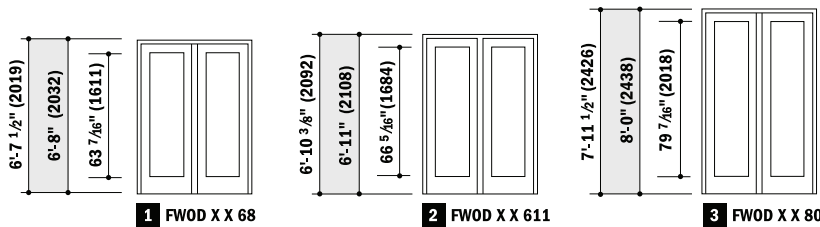
Unit Sizes

Unit Size Chart - Single Panel

Note:

Unit Dimension refers to overall outside-to-outside frame. Unobstructed Glass refers to visible glass dimensions. Numbers in parentheses are metric measurements. See [Measuring Visible Glass Video](#).

THREE BASIC UNIT HEIGHTS



CUSTOM SIZES

Custom unit sizes available in 1/8" increments between the smallest and largest standard patio door sizes.

Some restrictions apply. Contact your Andersen supplier for availability.

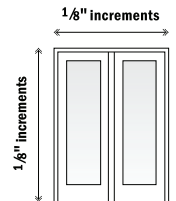


Table of Basic Unit Sizes— One Panel Doors

Scale 1/8" = 1'-0" (1:96)

| | | | | | | | |
|------------------------|-------------------------------------|-------------------------------------|-------------------------------------|-------------------------------------|-------------------------------------|-------------------------------------|----------------------------------|
| Unit Dimension | 2'-0 1/8" | 2'-6 1/8" | 2'-6 1/8" | 2'-6 1/8" | 2'-8 1/8" | 2'-8 1/8" | 2'-8 1/8" |
| | (612) | (764) | (764) | (764) | (815) | (815) | (815) |
| Minimum Rough Opening | 2'-1" | 2'-7" | 2'-7" | 2'-7" | 2'-9" | 2'-9" | 2'-9" |
| | (634) | (787) | (787) | (787) | (838) | (838) | (838) |
| Unobstructed Glass | 12 7/8" | 18 7/8" | 18 7/8" | 18 7/8" | 20 7/8" | 20 7/8" | 20 7/8" |
| | (327) | (479) | (479) | (479) | (530) | (530) | (530) |
| Available in 3 heights | 1 2 3 | 1 2 3 | 1 2 3 | 1 2 3 | 1 2 3 | 1 2 3 | 1 2 3 |
| | FWOD 2168S 21611S 2180S | FWOD 2768AR 27611AR 2780AR | FWOD 2768AL 27611AL 2780AL | FWOD 2768S 27611S 2780S | FWOD 2968AR 29611AR 2980AR | FWOD 2968AL 29611AL 2980AL | FWOD 2968S 29611S 2980S |
| Unit Dimension | 3'-0 1/8" | 3'-0 1/8" | 3'-0 1/8" | 3'-2 1/8" | 3'-2 1/8" | 3'-2 1/8" | |
| | (917) | (917) | (917) | (968) | (968) | (968) | |
| Minimum Rough Opening | 3'-1" | 3'-1" | 3'-1" | 3'-3" | 3'-3" | 3'-3" | |
| | (940) | (940) | (940) | (991) | (991) | (991) | |
| Unobstructed Glass | 24 7/8" | 24 7/8" | 24 7/8" | 26 7/8" | 26 7/8" | 26 7/8" | |
| | (632) | (632) | (632) | (683) | (683) | (683) | |
| Available in 3 heights | 1 2 3 | 1 2 3 | 1 2 3 | 1 2 3 | 1 2 3 | 1 2 3 | |
| | FWOD 3168AR 31611AR 3180AR | FWOD 3168AL 31611AL 3180AL | FWOD 3168S 31611S 3180S | FWOD 3368AR 33611AR 3380AR | FWOD 3368AL 33611AL 3380AL | FWOD 3368S 33611S 3380S | |

A-Series Outswing Door Unit Sizes (continued on [page 12](#))

Unit viewed from exterior.

Unit Sizes

Unit Size Chart - 2-Panel

Note:

Unit Dimension refers to overall outside-to-outside frame. Unobstructed Glass refers to visible glass dimensions. Numbers in parentheses are metric measurements. See [Measuring Visible Glass Video](#).

Table of Basic Unit Sizes—Two Panel Doors

| | | | | | | |
|------------------------|--|--|--|--|--|--|
| Unit Dimension | 3'-11 1/4" (1200) | 3'-11 1/4" (1200) | 4'-11 1/4" (1505) | 4'-11 1/4" (1505) | | |
| Minimum Rough Opening | 4'-0" (1219) | 4'-0" (1219) | 5'-0" (1524) | 5'-0" (1524) | | |
| Unobstructed Glass | 12 7/8" 12 7/8" (327) (327) | 12 7/8" 12 7/8" (327) (327) | 18 7/8" 18 7/8" (479) (479) | 18 7/8" 18 7/8" (479) (479) | | |
| Available in 3 heights | | | | | | |
| | FWOD 4068APLR 40611APLR 4080APLR | FWOD 4068PALR 40611PALR 4080PALR | FWOD 5068APLR 50611APLR 5080APLR | FWOD 5068PALR 50611PALR 5080PALR | | |
| Unit Dimension | 5'-3 1/4" (1607) | 5'-3 1/4" (1607) | 5'-11 1/4" (1810) | 5'-11 1/4" (1810) | 6'-3 1/4" (1911) | 6'-3 1/4" (1911) |
| Minimum Rough Opening | 5'-4" (1626) | 5'-4" (1626) | 6'-0" (1829) | 6'-0" (1829) | 6'-4" (1930) | 6'-4" (1930) |
| Unobstructed Glass | 20 7/8" 20 7/8" (530) (530) | 20 7/8" 20 7/8" (530) (530) | 24 7/8" 24 7/8" (632) (632) | 24 7/8" 24 7/8" (632) (632) | 26 7/8" 26 7/8" (683) (683) | 26 7/8" 26 7/8" (683) (683) |
| Available in 3 heights | | | | | | |
| | FWOD 5468APLR 54611APLR 5480APLR | FWOD 5468PALR 54611PALR 5480PALR | FWOD 6068APLR 60611APLR 6080APLR | FWOD 6068PALR 60611PALR 6080PALR | FWOD 6468APLR 64611APLR 6480APLR | FWOD 6468PALR 64611PALR 6480PALR |

A-Series Outswing Door Unit Sizes (continued from [page 11](#))

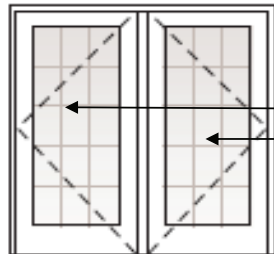
Unit viewed from exterior.

A-Series Outswing Doors (2008 to Present)

Single Panel, 2-Panel, and Stationary Panel

Unit Sizes

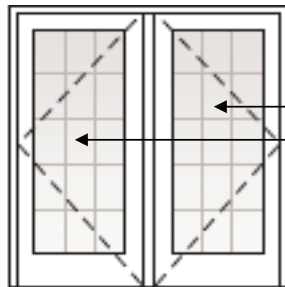
Replacement Panel Reference



UNIT HANDING = FWOD APLR

ACTIVE REP PANEL HANDING = AP

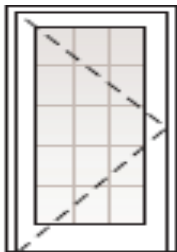
PASSIVE REP PANEL HANDING = PR



UNIT HANDING = FWOD PALR


ACTIVE REP PANEL HANDING = PA

PASSIVE REP PANEL HANDING = PL



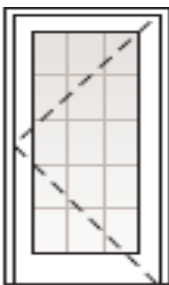
UNIT HANDING = FWODAR

REP PANEL HANDING = AR



UNIT HANDING = FWODS

REP PANEL HANDING = S



UNIT HANDING = FWODAL

REP PANEL HANDING = AL

Product History

Product History

- 2016** Triple pane glass introduced.
- 2015** HeatLock™ glass introduced.
- 2015** 10' height introduced.
- 2008** Hinged Outswing Patio Doors introduced.

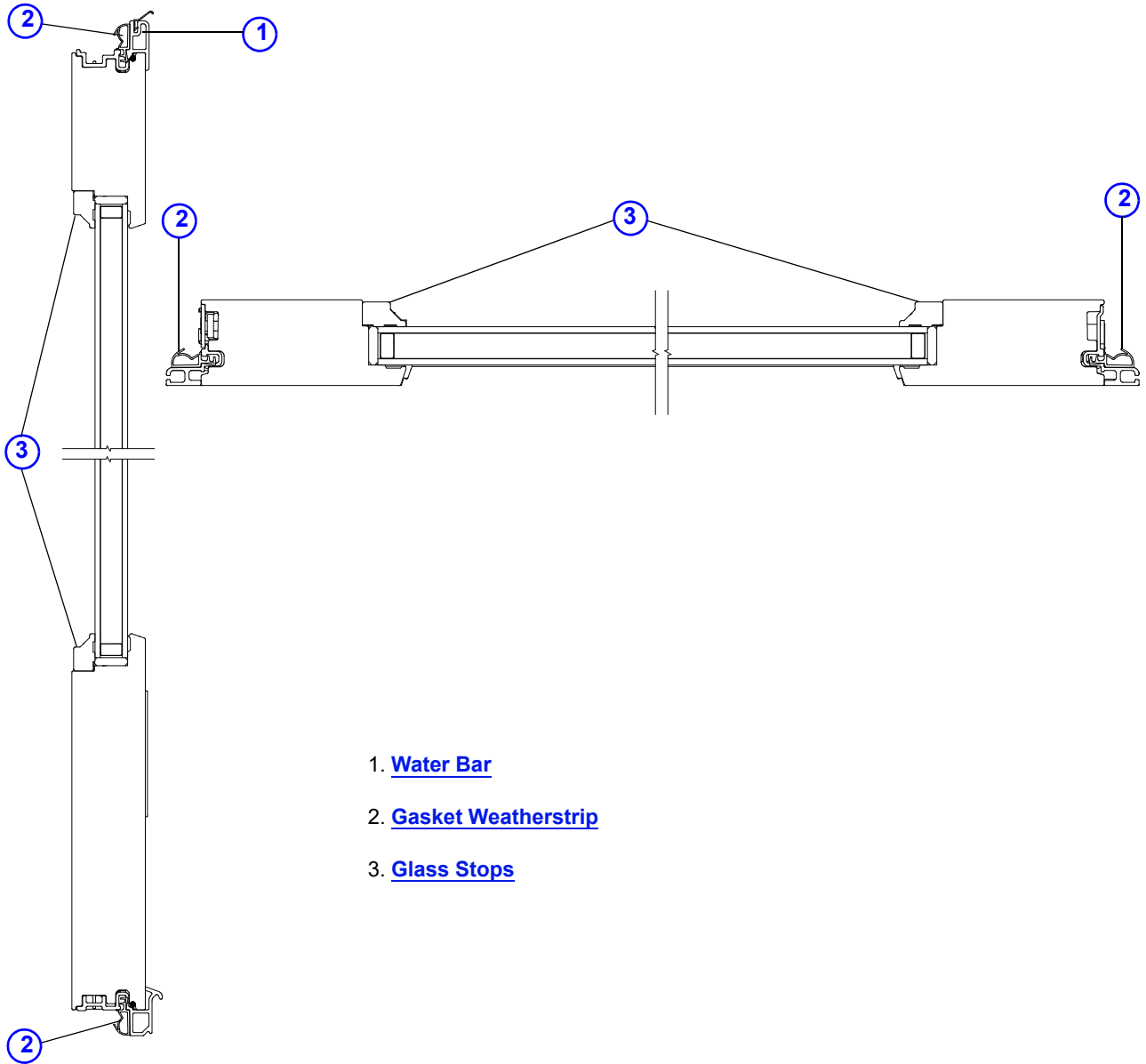
A-Series Outswing Doors (2008 to Present)

Single Panel, 2-Panel, and Stationary Panel

Panels - Active

Active Panel Graphic

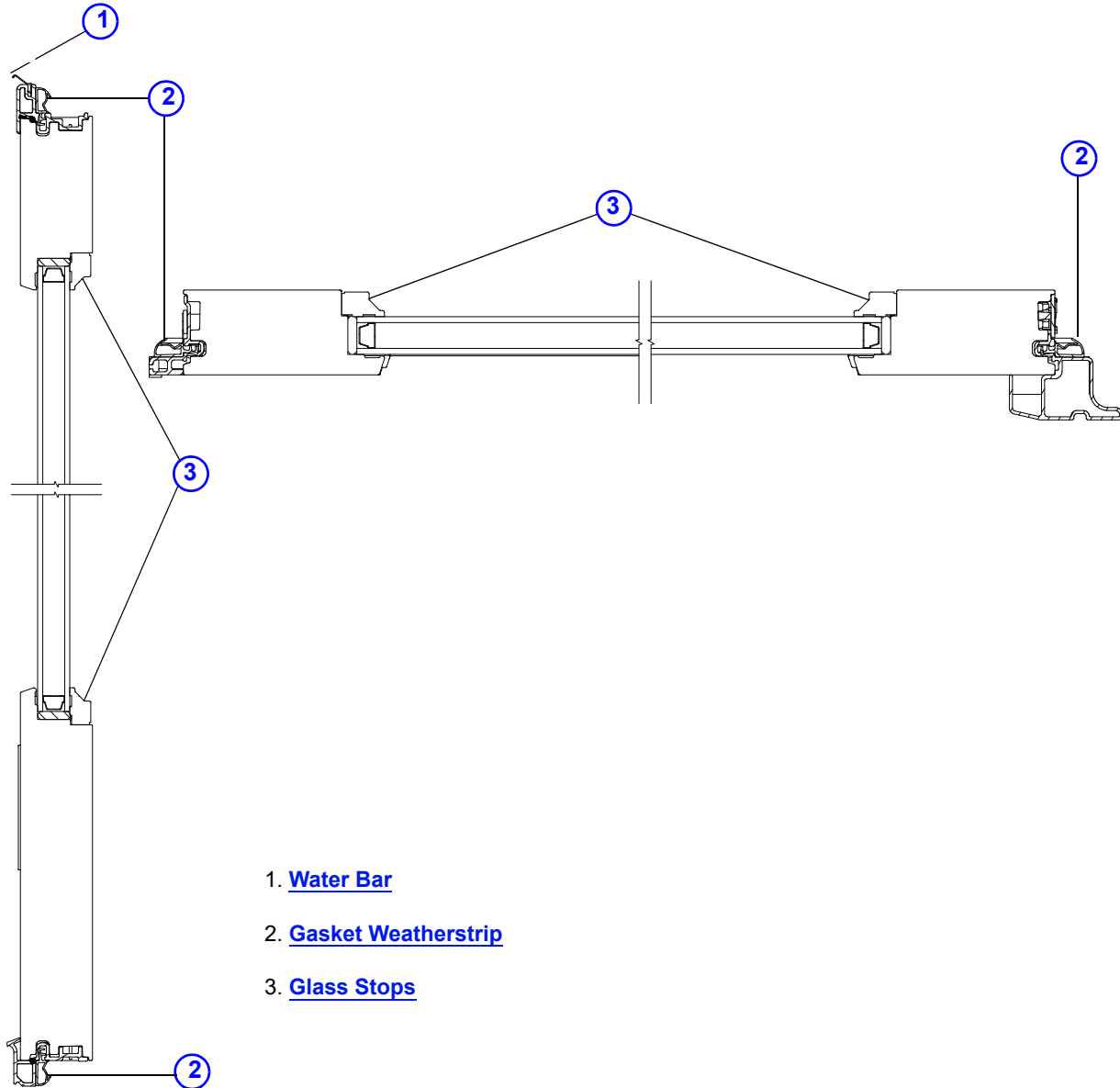
Panel - Active / Single Door / AR/AL



A-Series Outswing Door Active Panel - Single Door (AR/AL)

Panels - Active

Panel - Active / Double Door / AP/PA



A-Series Outswing Door Active Panel - Double Door (AP/PA)

A-Series Outswing Doors (2008 to Present)

Single Panel, 2-Panel, and Stationary Panel

Panels - Active

Active Panel Size Table

Note:

Active Panel is measured outside edge to outside edge of frame. 1" finelight profile is standard.

Unobstructed Glass is dimension from outside edge to outside edge of visible glass only.

Actual Glass is dimension of outside edge to outside edge of glass, including glass that is not visible.

See [Service Guide 0005225](#).

An active panel for a single door cannot be used in double (AP/PA) doors. This product is not intended to be reglazed. Panels with defective glass should be replaced.

Size Table - Active Panel / Single Door (AR/AL)

| Unit No. | Active Panel (w x h) | Unobstructed Glass (w x h) | Actual Glass (w x h) |
|------------|----------------------|----------------------------|----------------------|
| FWOD2768A | 28 1/2 × 77 3/4 | 18 7/8 × 63 1/2 | 20 × 64 9/16 |
| FWOD27611A | 28 1/2 × 80 9/16 | 18 7/8 × 66 3/8 | 20 × 67 7/16 |
| FWOD2780A | 28 1/2 × 93 3/4 | 18 7/8 × 79 1/2 | 20 × 80 9/16 |
| FWOD2968A | 30 1/2 × 77 3/4 | 20 7/8 × 63 1/2 | 22 × 64 9/16 |
| FWOD29611A | 30 1/2 × 80 9/16 | 20 7/8 × 66 3/8 | 22 × 67 7/16 |
| FWOD2980A | 30 1/2 × 93 3/4 | 20 7/8 × 79 1/2 | 22 × 80 9/16 |
| FWOD3168A | 34 1/2 × 77 3/4 | 24 7/8 × 63 1/2 | 26 × 64 9/16 |
| FWOD31611A | 34 1/2 × 80 9/16 | 24 7/8 × 66 3/8 | 26 × 67 7/16 |
| FWOD3180A | 34 1/2 × 93 3/4 | 24 7/8 × 79 1/2 | 26 × 80 9/16 |
| FWOD3368 | 36 1/2 × 77 3/4 | 26 7/8 × 63 1/2 | 28 × 64 9/16 |
| FWOD33611 | 36 1/2 × 80 9/16 | 26 7/8 × 66 3/8 | 28 × 67 7/16 |
| FWOD3380 | 36 1/2 × 93 3/4 | 26 7/8 × 79 1/2 | 28 × 80 9/16 |




Size Table - Active Panel / Double Door (AP/PA)

| Unit No. | Active Panel (w x h) | Unobstructed Glass (w x h) | Actual Glass (w x h) |
|-----------|----------------------|----------------------------|----------------------|
| FWOD2168 | 22 1/2 × 77 3/4 | 12 7/8 × 63 1/2 | 14 × 64 9/16 |
| FWOD21611 | 22 1/2 × 80 9/16 | 12 7/8 × 66 3/8 | 14 × 67 7/16 |
| FWOD2180 | 22 1/2 × 93 3/4 | 12 7/8 × 79 1/2 | 14 × 80 9/16 |
| FWOD2768 | 28 1/2 × 77 3/4 | 18 7/8 × 63 1/2 | 20 × 64 9/16 |
| FWOD27611 | 28 1/2 × 80 9/16 | 18 7/8 × 66 3/8 | 20 × 67 7/16 |
| FWOD2780 | 28 1/2 × 93 3/4 | 18 7/8 × 79 1/2 | 20 × 80 9/16 |
| FWOD2968 | 30 1/2 × 77 3/4 | 20 7/8 × 63 1/2 | 22 × 64 9/16 |
| FWOD29611 | 30 1/2 × 80 9/16 | 20 7/8 × 66 3/8 | 22 × 67 7/16 |
| FWOD2980 | 30 1/2 × 93 3/4 | 20 7/8 × 79 1/2 | 22 × 80 9/16 |
| FWOD3168 | 34 1/2 × 77 3/4 | 24 7/8 × 63 1/2 | 26 × 64 9/16 |
| FWOD31611 | 34 1/2 × 80 9/16 | 24 7/8 × 66 3/8 | 26 × 67 7/16 |
| FWOD3180 | 34 1/2 × 93 3/4 | 24 7/8 × 79 1/2 | 26 × 80 9/16 |
| FWOD3368 | 36 1/2 × 77 3/4 | 26 7/8 × 63 1/2 | 28 × 64 9/16 |
| FWOD33611 | 36 1/2 × 80 9/16 | 26 7/8 × 66 3/8 | 28 × 67 7/16 |
| FWOD3380 | 36 1/2 × 93 3/4 | 26 7/8 × 79 1/2 | 28 × 80 9/16 |

Panels - Active

Active Panels - Single Doors

Panel - Active / Single Doors



TEMPERED U.S. SGCC XXXX
16 CFR 1201 II
ANSI Z97.1-2009
CIG-XX Xmm MM/DD/YR
CAN/CGSB 12.1-M9 0

Note:

Tempered safety glass is standard on patio doors. Replacement panel for standard and custom-sized doors is made to order. Panel includes gasket.

Exterior color options:

| | | |
|--------------|---------------|-----------|
| White | Canvas | Dove Gray |
| Terratone® | Prairie Grass | Red Rock |
| Sandtone | Cocoa Bean | Black |
| Forest Green | Dark Bronze | |

Interior species/finish/color options:

| | | | |
|---------------|------------|--------------|-------------|
| Pine | Maple | Oak | Mahogany |
| Douglas Fir | Cherry | | |
| Unfinished | Russet | Espresso | Clear Coat |
| Honey | Cinnamon | Mocha | |
| White-Painted | Birch Bark | Primed | Sandtone |
| Canvas | Terratone® | Forest Green | Dove Gray |
| Prairie Grass | Cocoa Bean | Red Rock | Dark Bronze |
| Black | | | |

Glass options:: (See Logo/Etching Examples):

| | | |
|---------------------|----------------------------|---|
| Low-E4® | Low-E4® HeatLock | Low-E4® Triple-Pane |
| Low-E4® SmartSun™ | Low-E4® Smart-Sun HeatLock | Low-E4® Smart-Sun Triple-Pane |
| Low-E4® Passive Sun | Low-E4® Sun Heat-Lock | Low-E4® Enhanced Triple-Pane |
| Low-E4® Sun | Low-E4® HeatLock | Low-E4® Smart-Sun Enhanced Triple-Pane |
| Obscure | Fern | Low-E4® Enhanced Triple-Pane Heat-Lock |
| Cascade | Reed | Low-E4® Smart-Sun Enhanced Triple-Pane HeatLock |

To order, state:

Product ID (from product label, see [Service Guide 9051877](#)).

OR

1. Unit or frame size (FWHOD XXXX or frame W x H dimensions)
2. Description of part (Active Panel)
3. Handing (Right, Left)
4. Exterior color of panel
5. Interior wood species of panel
6. Interior finish/color of panel
7. Stop profile (Traditional, Contemporary)
8. Grille profile (Traditional, Contemporary)
9. Hinge finish/color
10. Glazing


A-Series Outswing Doors (2008 to Present)

Single Panel, 2-Panel, and Stationary Panel

Panels - Active

Active Panels with Astragal - Double Doors (AP)

Panel with Astragal - Active / Double Doors (AP)



Low-E4® Triple-Pane



Low-E4® Enhanced Triple-Pane



Low-E4® HeatLock™



Low-E4® SmartSun™ HeatLock™



Low-E4® SmartSun™



Low-E4® SmartSun™ Triple-Pane



Low-E4® Enhanced Triple Pane HeatLock™



Low-E4® SmartSun™ Enhanced Triple Pane HeatLock™



Low-E4® SmartSun™ Enhanced Triple Pane HeatLock™



TEMPERED
UA SGGC XXXX
16 CFR 1201.11
ANSI Z97.1-2009
CIG-XX Xmm MM/DD/YR
CAN/CGSB 12.1-M90

Note:

Tempered safety glass is standard on patio doors. An active panel for a double door cannot be used in a single door. The active panel is the door that opens first from the exterior and is on the left side of an AP unit when viewed from the exterior. Panel includes gasket. Replacement panel for standard and custom-sized doors is made to order.

Exterior color options:

| | | |
|--------------|---------------|-----------|
| White | Canvas | Dove Gray |
| Terratone® | Prairie Grass | Red Rock |
| Sandtone | Cocoa Bean | Black |
| Forest Green | Dark Bronze | |

Interior species/finish/color options:

| | | | |
|---------------|------------|--------------|-------------|
| Pine | Maple | Oak | Mahogany |
| Douglas Fir | Cherry | | |
| Unfinished | Russet | Espresso | Clear Coat |
| Honey | Cinnamon | Mocha | |
| White-Painted | Birch Bark | Primed | Sandtone |
| Canvas | Terratone® | Forest Green | Dove Gray |
| Prairie Grass | Cocoa Bean | Red Rock | Dark Bronze |
| Black | | | |

Glass options (See Logo Examples):

| | | |
|---------------------|----------------------------|---|
| Low-E4® | Low-E4® HeatLock | Low-E4® Triple-Pane |
| Low-E4® SmartSun™ | Low-E4® Smart-Sun HeatLock | Low-E4® Smart-Sun Triple-Pane |
| Low-E4® Passive Sun | Low-E4® Sun Heat-Lock | Low-E4® Enhanced Triple-Pane |
| Low-E4® Sun | Low-E4® HeatLock | Low-E4® Smart-Sun Enhanced Triple-Pane |
| Obscure | Fern | Low-E4® Enhanced Triple-Pane Heat-Lock |
| Cascade | Reed | Low-E4® Smart-Sun Enhanced Triple-Pane HeatLock |

To order, state:

Product ID (from product label, see [Service Guide 9051877](#))

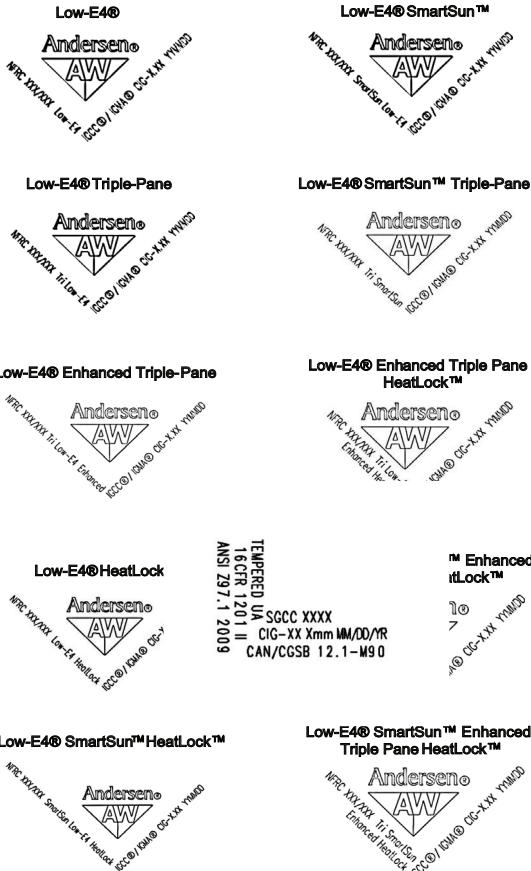
OR

1. Unit or frame size (FWHOD XXXX or frame W x H dimensions)
2. Description of part (AP Active Panel)
3. Exterior color of panel
4. Interior wood species of panel
5. Interior finish/color of panel
6. Stop profile (Traditional, Contemporary)
7. Grille profile (Traditional, Contemporary)
8. Hinge finish/color
9. Glazing

Panels - Active

Active Panels with Astragal - Double Doors (PA)

Panel with Astragal - Active / Double Doors (PA)



Note:

Tempered safety glass is standard on patio doors. An active panel for a double door cannot be used in a single door. The active panel is the door that opens first from the exterior and is on the right side of a PA unit when viewed from the exterior. Panel includes gasket. Replacement panel for standard and custom-sized doors is made to order.

Exterior color options:

| | | |
|--------------|---------------|-----------|
| White | Canvas | Dove Gray |
| Terratone® | Prairie Grass | Red Rock |
| Sandtone | Cocoa Bean | Black |
| Forest Green | Dark Bronze | |

Interior species/finish/color options:

| | | | |
|---------------|------------|--------------|-------------|
| Pine | Maple | Oak | Mahogany |
| Douglas Fir | Cherry | | |
| Unfinished | Russet | Espresso | Clear Coat |
| Honey | Cinnamon | Mocha | |
| White-Painted | Birch Bark | Primed | Sandtone |
| Canvas | Terratone® | Forest Green | Dove Gray |
| Prairie Grass | Cocoa Bean | Red Rock | Dark Bronze |
| Black | | | |

Glass options (See Logo Examples)

| | | |
|---------------------|----------------------------|---|
| Low-E4® | Low-E4® HeatLock | Low-E4® Triple-Pane |
| Low-E4® SmartSun™ | Low-E4® Smart-Sun HeatLock | Low-E4® Smart-Sun Triple-Pane |
| Low-E4® Passive Sun | Low-E4® Sun Heat-Lock | Low-E4® Enhanced Triple-Pane |
| Low-E4® Sun | Low-E4® HeatLock | Low-E4® Smart-Sun Enhanced Triple-Pane |
| Obscure | Fern | Low-E4® Enhanced Triple-Pane Heat-Lock |
| Cascade | Reed | Low-E4® Smart-Sun Enhanced Triple-Pane HeatLock |

To order, state:

Product ID (from product label, see [Service Guide 9051877](#))

OR

1. Unit or frame size (FWHOD XXXX or frame W x H dimensions)
2. Description of part (PA Active Panel)
3. Exterior color of panel
4. Interior wood species of panel
5. Interior finish/color of panel
6. Stop profile (Traditional, Contemporary)
7. Grille profile (Traditional, Contemporary)
8. Hinge finish/color
9. Glazing
10. Blinds between the glass color (White, Slate Gray)


A-Series Outswing Doors (2008 to Present)

Single Panel, 2-Panel, and Stationary Panel

Panels - Active

Panel Parts - Active


Operator Kit W/End Cap - Blinds Between the Glass

| Tilt/Height Adjustment | Unit No. | Color | Type | Order No. |
|---|----------|------------|-------------|-----------|
|  | All | White | Tilt/Height | 9179702 |
| | | Slate Gray | | 9184898 |

Intermediate Stop Kit - Blinds Between the Glass

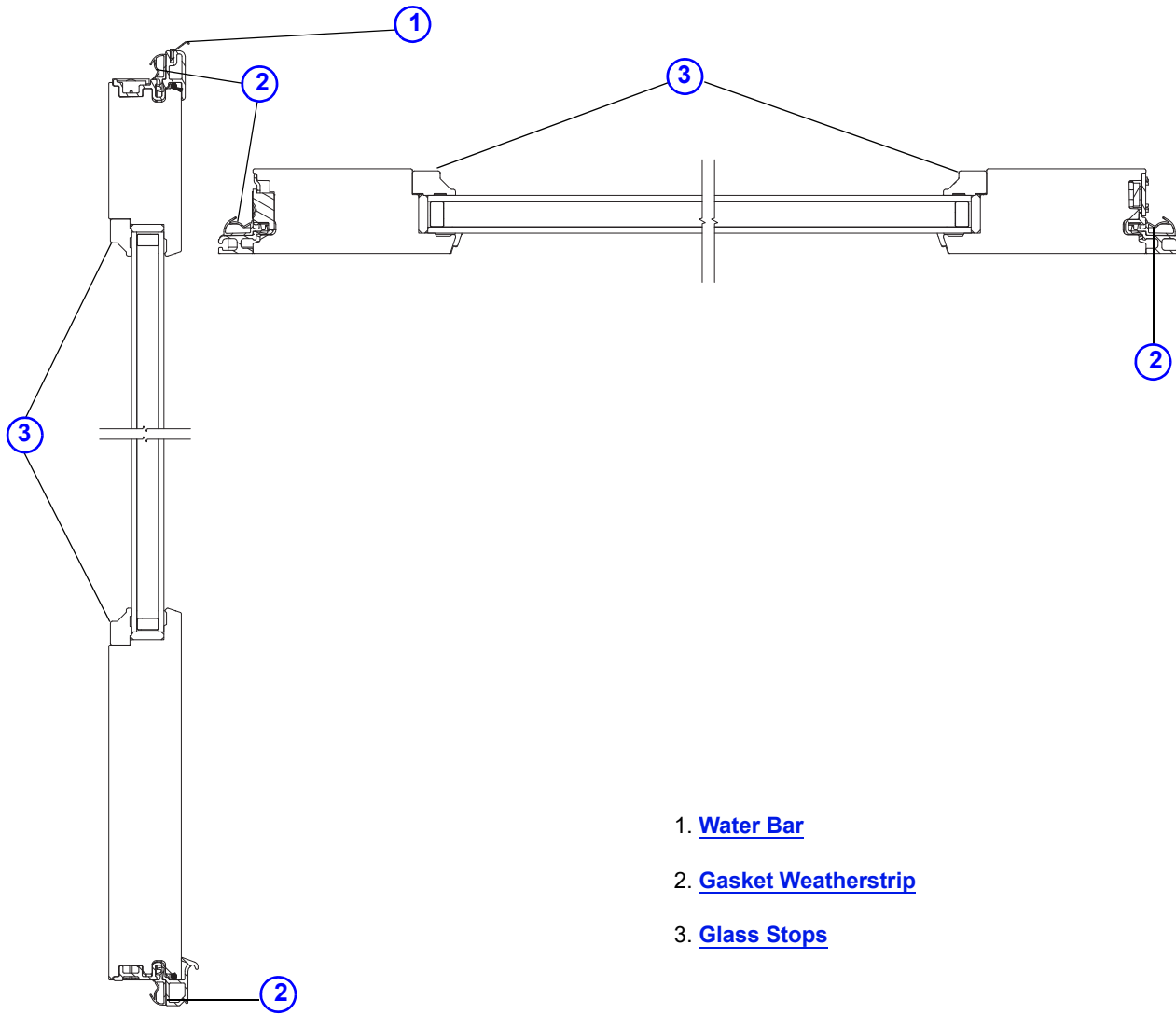
Note:

See [Accessory Guide 9184899](#). Kit includes intermediate stop, hex key and set screws.

| | Unit No. | Color | Type | Order No. |
|--|----------|------------|--------|-----------|
|  | FWD | White | Strike | 9184901 |
| | | Slate Gray | | 9184902 |

Panels - Passive

Passive Panel Graphic



A-Series Outswing Door AP/PA Passive Panel

A-Series Outswing Doors (2008 to Present)

Single Panel, 2-Panel, and Stationary Panel

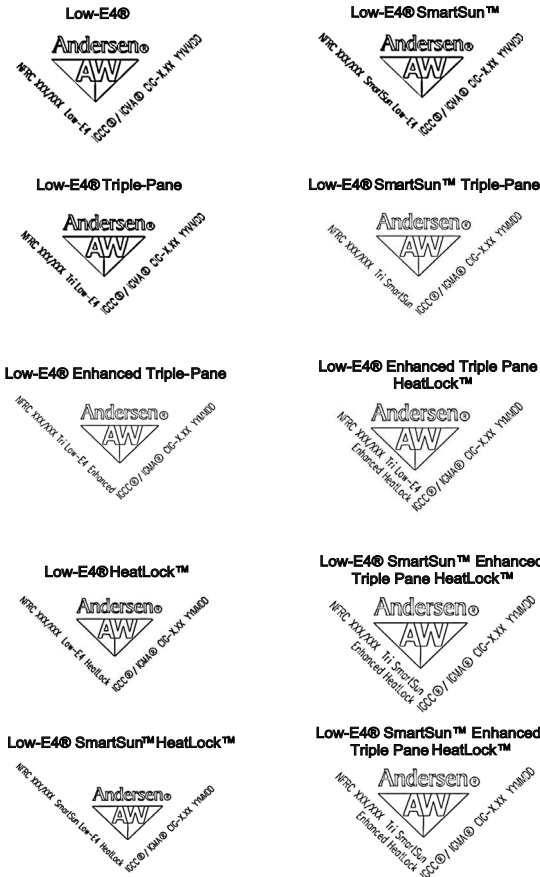
Panels - Passive

| Passive Panel Size Table | | | |
|---|------------------------------|-----------------------------------|-----------------------------|
| Size Table - Passive Panel / Double Door (AP/PA) | | | |
| Unit No. | Passive Panel (w x h) | Unobstructed Glass (w x h) | Actual Glass (w x h) |
| FWOD2168 | 22 1/2 × 77 3/4 | 12 7/8 × 63 1/2 | 14 × 64 9/16 |
| FWOD21611 | 22 1/2 × 80 9/16 | 12 7/8 × 66 3/8 | 14 × 67 7/16 |
| FWOD2180 | 22 1/2 × 93 3/4 | 12 7/8 × 79 1/2 | 14 × 80 9/16 |
| FWOD2768 | 28 1/2 × 77 3/4 | 18 7/8 × 63 1/2 | 20 × 64 9/16 |
| FWOD27611 | 28 1/2 × 80 9/16 | 18 7/8 × 66 3/8 | 20 × 67 7/16 |
| FWOD2780 | 28 1/2 × 93 3/4 | 18 7/8 × 79 1/2 | 20 × 80 9/16 |
| FWOD2968 | 30 1/2 × 77 3/4 | 20 7/8 × 63 1/2 | 22 × 64 9/16 |
| FWOD29611 | 30 1/2 × 80 9/16 | 20 7/8 × 66 3/8 | 22 × 67 7/16 |
| FWOD2980 | 30 1/2 × 93 3/4 | 20 7/8 × 79 1/2 | 22 × 80 9/16 |
| FWOD3168 | 34 1/2 × 77 3/4 | 24 7/8 × 63 1/2 | 26 × 64 9/16 |
| FWOD31611 | 34 1/2 × 80 9/16 | 24 7/8 × 66 3/8 | 26 × 67 7/16 |
| FWOD3180 | 34 1/2 × 93 3/4 | 24 7/8 × 79 1/2 | 26 × 80 9/16 |
| FWOD3368 | 36 1/2 × 77 3/4 | 26 7/8 × 63 1/2 | 28 × 64 9/16 |
| FWOD33611 | 36 1/2 × 80 9/16 | 26 7/8 × 66 3/8 | 28 × 67 7/16 |
| FWOD3380 | 36 1/2 × 93 3/4 | 26 7/8 × 79 1/2 | 28 × 80 9/16 |

Panels - Passive

Passive Panels

Panel without Astragal - Passive



TEMPERED
 16 CFR 1201 II
 ANSI Z97.1 2009
 SGCC XXXX
 CIG-XX Xmm MM/DD/YR
 CAN/CGSB 12.1-M9 0

Note:

Tempered safety glass is standard on patio doors. Replacement panel for standard and custom-sized doors is made to order. Panel includes gasket.

See [Service Guide 0005225](#).

Exterior color options:

| | | |
|--------------|---------------|-----------|
| White | Canvas | Dove Gray |
| Terratone® | Prairie Grass | Red Rock |
| Sandtone | Cocoa Bean | Black |
| Forest Green | Dark Bronze | |

Interior species/finish/color options:

| | | | |
|---------------|------------|--------------|-------------|
| Pine | Maple | Oak | Mahogany |
| Douglas Fir | Cherry | | |
| Unfinished | Russet | Espresso | Clear Coat |
| Honey | Cinnamon | Mocha | |
| White-Painted | Birch Bark | Primed | Sandtone |
| Canvas | Terratone® | Forest Green | Dove Gray |
| Prairie Grass | Cocoa Bean | Red Rock | Dark Bronze |
| Black | | | |

Glass options: (See Logo/Etching Examples):

| | | |
|---------------------|----------------------------|---|
| Low-E4® | Low-E4® HeatLock | Low-E4® Triple-Pane |
| Low-E4® SmartSun™ | Low-E4® Smart-Sun HeatLock | Low-E4® Smart-Sun Triple-Pane |
| Low-E4® Passive Sun | Low-E4® Sun Heat-Lock | Low-E4® Enhanced Triple-Pane |
| Low-E4® Sun | Low-E4® HeatLock | Low-E4® Smart-Sun Enhanced Triple-Pane |
| Obscure | Fern | Low-E4® Enhanced Triple-Pane Heat-Lock |
| Cascade | Reed | Low-E4® Smart-Sun Enhanced Triple-Pane HeatLock |

To order, state:

Product ID (from product label, see [Service Guide 9051877](#))

OR

1. Unit or frame size (FWHOD XXXX or frame W x H dimensions)
2. Description of part (Passive Panel)
3. Handing (Right, Left)
4. Exterior color of panel
5. Interior wood species of panel
6. Interior finish/color of panel
7. Stop profile (Traditional, Contemporary)
8. Grille profile (Traditional, Contemporary)
9. Glazing

A-Series Outswing Doors (2008 to Present)

Single Panel, 2-Panel, and Stationary Panel

Panels - Passive

Panel Astragal with Screws - Passive (AP) / Stainless Steel Hardware

Note:

Astragal with color/species configurations not shown available by description.

Panel Astragal with Screws - Passive (AP) / Stainless Steel Hardware / Pine Interior

| Unit No. | Dimensions | Exterior | | | | | |
|-----------|------------|---------------|------------|----------|--------------|---------|---------------|
| | | White | Terratone® | Sandtone | Forest Green | Canvas | Prairie Grass |
| | | Pine Interior | | | | | |
| FWOD68AP | 77 3/4 | 9067501 | 9067507 | 9067504 | 9067510 | 9067513 | 9067528 |
| FWOD611AP | 80 3/4 | 9067502 | 9067508 | 9067505 | 9067511 | 9067514 | 9067529 |
| FWOD80AP | 93 3/4 | 9067503 | 9067509 | 9067506 | 9067512 | 9067515 | 9067530 |

| Unit No. | Dimensions | Exterior | | | | |
|-----------|------------|---------------|-----------|----------|---------|-------------|
| | | Cocoa Bean | Dove Gray | Red Rock | Black | Dark Bronze |
| | | Pine Interior | | | | |
| FWOD68AP | 77 3/4 | 9067522 | 9067525 | 9067516 | 9067519 | 9067681 |
| FWOD611AP | 80 3/4 | 9067523 | 9067526 | 9067517 | 9067520 | 9067682 |
| FWOD80AP | 93 3/4 | 9067524 | 9067527 | 9067518 | 9067521 | 9067683 |

Panel Astragal with Screws - Passive (AP) / Stainless Steel Hardware / Maple Interior

| Unit No. | Dimensions | Exterior | | | | | |
|-----------|------------|----------------|------------|----------|--------------|---------|---------------|
| | | White | Terratone® | Sandtone | Forest Green | Canvas | Prairie Grass |
| | | Maple Interior | | | | | |
| FWOD68AP | 77 3/4 | 9067561 | 9067567 | 9067564 | 9067570 | 9067573 | 9067588 |
| FWOD611AP | 80 3/4 | 9067562 | 9067568 | 9067565 | 9067571 | 9067574 | 9067589 |
| FWOD80AP | 93 3/4 | 9067563 | 9067569 | 9067566 | 9067572 | 9067575 | 9067590 |

| Unit No. | Dimensions | Exterior | | | | |
|-----------|------------|----------------|-----------|----------|---------|-------------|
| | | Cocoa Bean | Dove Gray | Red Rock | Black | Dark Bronze |
| | | Maple Interior | | | | |
| FWOD68AP | 77 3/4 | 9067582 | 9067585 | 9067576 | 9067579 | 9067687 |
| FWOD611AP | 80 3/4 | 9067583 | 9067586 | 9067577 | 9067580 | 9067688 |
| FWOD80AP | 93 3/4 | 9067584 | 9067587 | 9067578 | 9067581 | 9067689 |

Panel Astragal with Screws - Passive (AP) / Stainless Steel Hardware / Oak Interior

| Unit No. | Dimensions | Exterior | | | | | |
|-----------|------------|--------------|------------|----------|--------------|---------|---------------|
| | | White | Terratone® | Sandtone | Forest Green | Canvas | Prairie Grass |
| | | Oak Interior | | | | | |
| FWOD68AP | 77 3/4 | 9067531 | 9067537 | 9067534 | 9067540 | 9067543 | 9067558 |
| FWOD611AP | 80 3/4 | 9067532 | 9067538 | 9067535 | 9067541 | 9067544 | 9067559 |
| FWOD80AP | 93 3/4 | 9067533 | 9067539 | 9067536 | 9067542 | 9067545 | 9067560 |

| Unit No. | Dimensions | Exterior | | | | |
|-----------|------------|--------------|-----------|----------|---------|-------------|
| | | Cocoa Bean | Dove Gray | Red Rock | Black | Dark Bronze |
| | | Oak Interior | | | | |
| FWOD68AP | 77 3/4 | 9067552 | 9067555 | 9067546 | 9067549 | 9067684 |
| FWOD611AP | 80 3/4 | 9067553 | 9067556 | 9067547 | 9067550 | 9067685 |
| FWOD80AP | 93 3/4 | 9067554 | 9067557 | 9067548 | 9067551 | 9067686 |

Panels - Passive

Panel Astragal with Screws - Passive (PA) / Stainless Steel Hardware

Note:

Astragal with color/species configurations not shown available by description.

Panel Astragal with Screws - Passive (PA) / Stainless Steel Hardware / Pine Interior

| Unit No. | Dimensions | Exterior | | | | | |
|-----------|------------|---------------|------------|----------|--------------|---------|---------------|
| | | White | Terratone® | Sandtone | Forest Green | Canvas | Prairie Grass |
| | | Pine Interior | | | | | |
| FWOD68PA | 77 3/4 | 9067591 | 9067597 | 9067594 | 9067600 | 9067603 | 9067618 |
| FWOD611PA | 80 3/4 | 9067592 | 9067598 | 9067595 | 9067601 | 9067604 | 9067619 |
| FWOD80PA | 93 3/4 | 9067593 | 9067599 | 9067596 | 9067602 | 9067605 | 9067620 |

| Unit No. | Dimensions | Exterior | | | | |
|-----------|------------|---------------|-----------|----------|---------|-------------|
| | | Cocoa Bean | Dove Gray | Red Rock | Black | Dark Bronze |
| | | Pine Interior | | | | |
| FWOD68PA | 77 3/4 | 9067612 | 9067615 | 9067606 | 9067609 | 9067690 |
| FWOD611PA | 80 3/4 | 9067613 | 9067616 | 9067607 | 9067610 | 9067691 |
| FWOD80PA | 93 3/4 | 9067614 | 9067617 | 9067608 | 9067611 | 9067692 |

Panel Astragal with Screws - Passive (PA) / Stainless Steel Hardware / Maple Interior

| Unit No. | Dimensions | Exterior | | | | | |
|-----------|------------|----------------|------------|----------|--------------|---------|---------------|
| | | White | Terratone® | Sandtone | Forest Green | Canvas | Prairie Grass |
| | | Maple Interior | | | | | |
| FWOD68PA | 77 3/4 | 9067651 | 9067657 | 9067654 | 9067660 | 9067663 | 9067678 |
| FWOD611PA | 80 3/4 | 9067652 | 9067658 | 9067655 | 9067661 | 9067664 | 9067679 |
| FWOD80PA | 93 3/4 | 9067653 | 9067659 | 9067656 | 9067662 | 9067665 | 9067680 |

| Unit No. | Dimensions | Exterior | | | | |
|-----------|------------|----------------|-----------|----------|---------|-------------|
| | | Cocoa Bean | Dove Gray | Red Rock | Black | Dark Bronze |
| | | Maple Interior | | | | |
| FWOD68PA | 77 3/4 | 9067672 | 9067675 | 9067666 | 9067669 | 9067696 |
| FWOD611PA | 80 3/4 | 9067673 | 9067676 | 9067667 | 9067670 | 9067697 |
| FWOD80PA | 93 3/4 | 9067674 | 9067677 | 9067668 | 9067671 | 9067698 |

Panel Astragal with Screws - Passive (PA) / Stainless Steel Hardware / Oak Interior

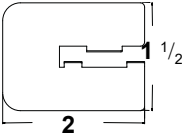
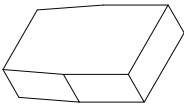
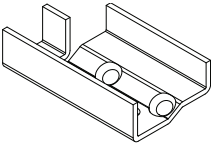
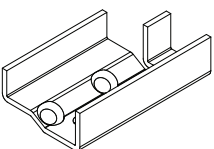
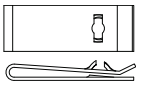
| Unit No. | Dimensions | Exterior | | | | | |
|-----------|------------|--------------|------------|----------|--------------|---------|---------------|
| | | White | Terratone® | Sandtone | Forest Green | Canvas | Prairie Grass |
| | | Oak Interior | | | | | |
| FWOD68PA | 77 3/4 | 9067621 | 9067627 | 9067624 | 9067630 | 9067633 | 9067648 |
| FWOD611PA | 80 3/4 | 9067622 | 9067628 | 9067625 | 9067631 | 9067634 | 9067649 |
| FWOD80PA | 93 3/4 | 9067623 | 9067629 | 9067626 | 9067632 | 9067635 | 9067650 |

| Unit No. | Dimensions | Exterior | | | | |
|-----------|------------|--------------|-----------|----------|---------|-------------|
| | | Cocoa Bean | Dove Gray | Red Rock | Black | Dark Bronze |
| | | Oak Interior | | | | |
| FWOD68PA | 77 3/4 | 9067642 | 9067645 | 9067636 | 9067639 | 9067693 |
| FWOD611PA | 80 3/4 | 9067643 | 9067646 | 9067637 | 9067640 | 9067694 |
| FWOD80PA | 93 3/4 | 9067644 | 9067647 | 9067638 | 9067641 | 9067695 |


A-Series Outswing Doors (2008 to Present)


Single Panel, 2-Panel, and Stationary Panel

Panels - Passive

| Panel Parts - Passive | | |
|---|--|------------------------|
| Astragal Transition Plate | | |
|  | | Order No. |
| | | 2573334 |
| Plug | | |
|  | | Order No. |
| | | 2573626 |
| Bracket - Lock / Double Door (AP/PA) / Left Hand Lower and Right Hand Upper | | |
|  | | Order No. |
| | | 9001705 |
| Bracket - Lock / Double Door (AP/PA) / Left Hand Upper and Right Hand Lower | | |
|  | | Order No. |
| | | 9001704 |
| Hardware Pack - Astragal | | |
| Note: | | Order No. |
| Qty 2 - Astragal Transition Plate | | 9067700 |
| Qty 6 - Screw, 10-12 X 3-1/2 TYP A PH FL 302 SS | | |
| Screw - Astragal | | |
| | Description | Stainless Steel |
| | 10-12 x 3 1/2" | 2579414 |
| U Clip (March 2003 to Present) | | |
|  | Note: Use with stainless steel lock mechanism. Used on AP/PA latch bolt receiver. | Order No. |
| | | 2579427 |

Panels - Passive

| Operator Kit W/End Cap - Blinds Between the Glass | | | | | |
|--|--|----------|------------|-------------|-----------|
| Tilt/Height Adjustment | | Unit No. | Color | Type | Order No. |
|  | | All | White | Tilt/Height | 9179702 |
| | | | Slate Gray | | 9184898 |

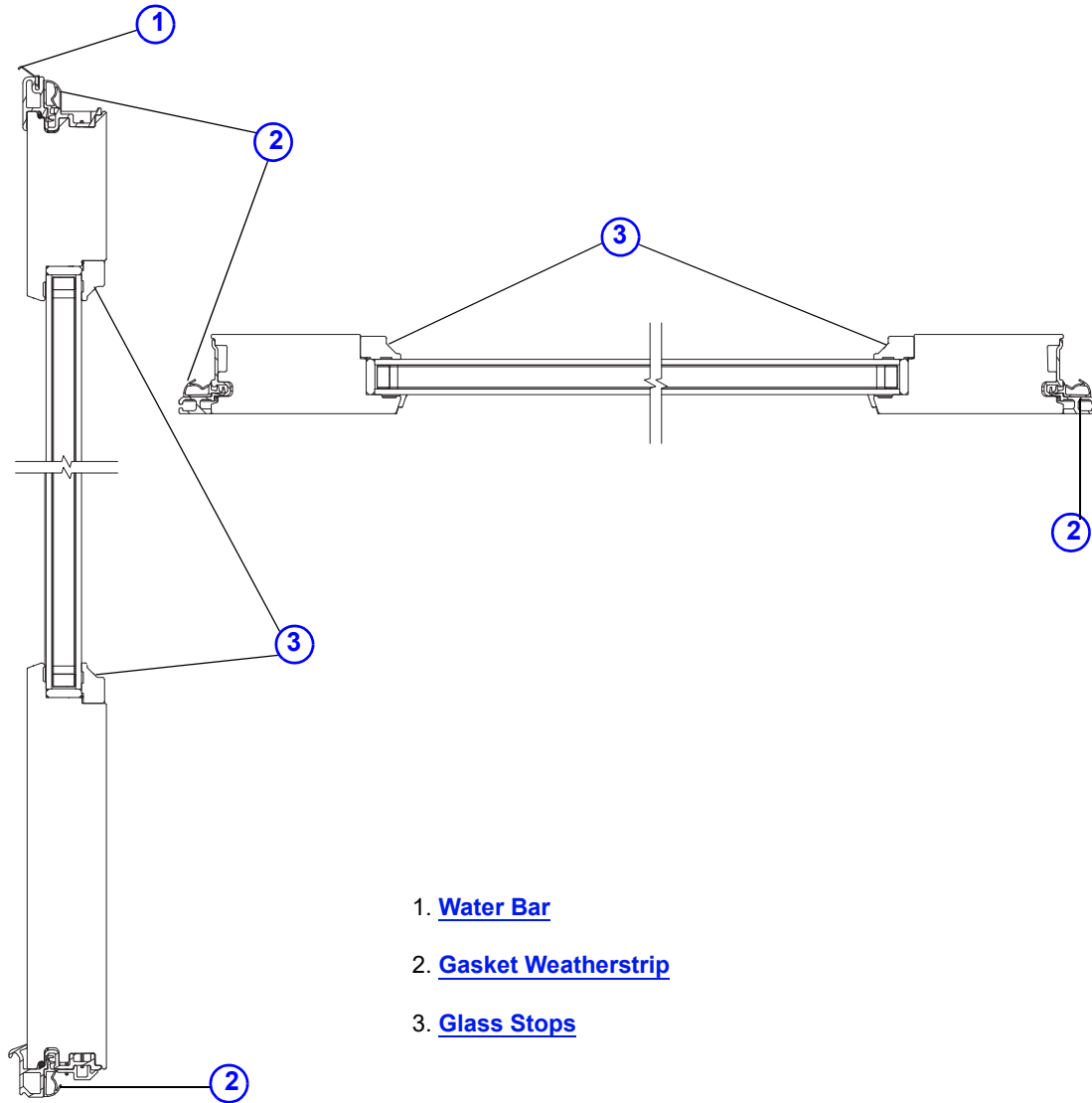
| Intermediate Stop Kit - Blinds Between the Glass | | | | | |
|---|--|----------|------------|--------|-----------|
| Note: See Accessory Guide 9184899 . Kit includes intermediate stop, hex key and set screws. | | | | | |
| | | Unit No. | Color | Type | Order No. |
|  | | FWD | White | Strike | 9184901 |
| | | | Slate Gray | | 9184902 |

A-Series Outswing Doors (2008 to Present)

Single Panel, 2-Panel, and Stationary Panel

Panels - Stationary

Stationary Panel Graphic



1. [Water Bar](#)
2. [Gasket Weatherstrip](#)
3. [Glass Stops](#)

A-Series Outswing Door Stationary Panel

Panels - Stationary

Stationary Panel Size Table

Note:

Stationary Panel is measured outside edge to outside edge of frame.

Unobstructed Glass is dimension from outside edge to outside edge of visible glass only.

Actual Glass is dimension of outside edge to outside edge of glass, including glass that is not visible.

Size Table - Stationary Panel

| Unit No. | Stationary Panel (w x h) | Unobstructed Glass (w x h) | Actual Glass (w x h) |
|-----------|--------------------------|----------------------------|----------------------|
| FWOD2168 | 22 1/2 × 77 3/4 | 12 7/8 × 63 1/2 | 14 × 64 9/16 |
| FWOD21611 | 22 1/2 × 80 9/16 | 12 7/8 × 66 3/8 | 14 × 67 7/16 |
| FWOD2180 | 22 1/2 × 93 3/4 | 12 7/8 × 79 1/2 | 14 × 80 9/16 |
| FWOD2768 | 28 1/2 × 77 3/4 | 18 7/8 × 63 1/2 | 20 × 64 9/16 |
| FWOD27611 | 28 1/2 × 80 9/16 | 18 7/8 × 66 3/8 | 20 × 67 7/16 |
| FWOD2780 | 28 1/2 × 93 3/4 | 18 7/8 × 79 1/2 | 20 × 80 9/16 |
| FWOD2968 | 30 1/2 × 77 3/4 | 20 7/8 × 63 1/2 | 22 × 64 9/16 |
| FWOD29611 | 30 1/2 × 80 9/16 | 20 7/8 × 66 3/8 | 22 × 67 7/16 |
| FWOD2980 | 30 1/2 × 93 3/4 | 20 7/8 × 79 1/2 | 22 × 80 9/16 |
| FWOD3168 | 34 1/2 × 77 3/4 | 24 7/8 × 63 1/2 | 26 × 64 9/16 |
| FWOD31611 | 34 1/2 × 80 9/16 | 24 7/8 × 66 3/8 | 26 × 67 7/16 |
| FWOD3180 | 34 1/2 × 93 3/4 | 24 7/8 × 79 1/2 | 26 × 80 9/16 |
| FWOD3368 | 36 1/2 × 77 3/4 | 26 7/8 × 63 1/2 | 28 × 64 9/16 |
| FWOD33611 | 36 1/2 × 80 9/16 | 26 7/8 × 66 3/8 | 28 × 67 7/16 |
| FWOD3380 | 36 1/2 × 93 3/4 | 26 7/8 × 79 1/2 | 28 × 80 9/16 |


A-Series Outswing Doors (2008 to Present)

Single Panel, 2-Panel, and Stationary Panel

Panels - Stationary

Stationary Panels

Panel - Stationary



TEMPERED UN
16 CFR 1201.11
ANSI Z97.1-2009
SGCC XXXX
CIG-XX Xmm MM/DD/YR
CAN/CGSB 12.1-M90

Note:

Replacement panel for standard and custom-sized doors is made to order. Panel ships with panel stops and clips. See [Service Guide 902093](#).

Exterior color options:

| | | |
|--------------|---------------|-----------|
| White | Canvas | Dove Gray |
| Terratone® | Prairie Grass | Red Rock |
| Sandtone | Cocoa Bean | Black |
| Forest Green | Dark Bronze | |

Interior species/finish/color options:

| | | | |
|---------------|------------|--------------|-------------|
| Pine | Maple | Oak | Mahogany |
| Douglas Fir | Cherry | | |
| Unfinished | Russet | Espresso | Clear Coat |
| Honey | Cinnamon | Mocha | |
| White-Painted | Birch Bark | Primed | Sandtone |
| Canvas | Terratone® | Forest Green | Dove Gray |
| Prairie Grass | Cocoa Bean | Red Rock | Dark Bronze |
| Black | | | |

Glass options: (See Logo/Etching Examples)

| | | |
|---------------------|----------------------------|---|
| Low-E4® | Low-E4® HeatLock | Low-E4® Triple-Pane |
| Low-E4® SmartSun™ | Low-E4® Smart-Sun HeatLock | Low-E4® Smart-Sun Triple-Pane |
| Low-E4® Passive Sun | Low-E4® Sun Heat-Lock | Low-E4® Enhanced Triple-Pane |
| Low-E4® Sun | Low-E4® HeatLock | Low-E4® Smart-Sun Enhanced Triple-Pane |
| Obscure | Fern | Low-E4® Enhanced Triple-Pane Heat-Lock |
| Cascade | Reed | Low-E4® Smart-Sun Enhanced Triple-Pane HeatLock |

To order, state:


Product ID (from product label, see [Service Guide 9051877](#))
OR

1. Unit or frame size (FWHOD XXXX or frame W x H dimensions)
2. Description of part (Stationary Panel)
3. Exterior color of panel
4. Interior wood species of panel
5. Interior finish/color of panel
6. Stop profile (Traditional, Contemporary)
7. Grille profile (Traditional, Contemporary)
8. Glazing
9. Blinds between the glass color (White, Slate Gray)
10. Blinds between the glass controller location as viewed from the interior (Left, Right)

Panels - Stationary

Panel Parts - Stationary/Sidelight


Operator Kit W/End Cap - Blinds Between the Glass

| Tilt/Height Adjustment | Unit No. | Color | Type | Order No. |
|---|----------|------------|-------------|-----------|
|  | All | White | Tilt/Height | 9179702 |
| | | Slate Gray | | 9184898 |

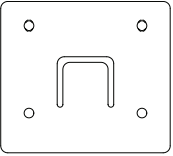
Intermediate Stop Kit - Blinds Between the Glass

Note:

See [Accessory Guide 9184899](#). Kit includes intermediate stop, hex key and set screws.

| | Unit No. | Color | Type | Order No. |
|--|----------|------------|--------|-----------|
|  | FWD | White | Strike | 9184901 |
| | | Slate Gray | | 9184902 |

Stationary Panel Hardware Kit

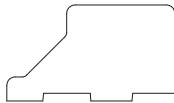
| | Order No. |
|---|-----------|
|  <p>Kit Includes: (8) Clips (16) Fasteners Service Guide 9020093</p> | 9020153 |

A-Series Outswing Doors (2008 to Present)

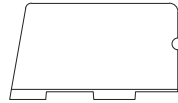
Single Panel, 2-Panel, and Stationary Panel

Shared Panel Parts

Glass Stops



Traditional



Contemporary

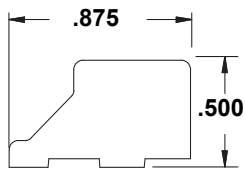
Note:

Rail and stile glass stops for **custom-sized** doors are made to order. Product ID label is located on top edge of operating panel. 1 inch glass stops are used with Art Glass, Security Glass and Blinds Between the Glass (BBG). * "Front end screen"

To order, state:

1. Description of Part (Glass Stop, Rail or Stile)
2. Type (Traditional, Contemporary)
3. Species/Finish/Color
4. Glass Type
5. Unit Dimension (Width x Height)
6. Quantity
7. Product ID (from product label), see [Service Guide 9051877](#).

Traditional Glass Stop - Rail / Standard Glazing

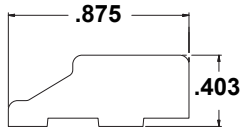


| FWD | Length | Pine | Maple | Oak | White | Primed | Birch Bark | Black |
|-----|----------------------------------|---------|---------|---------|---------|---------|------------|---------|
| 21 | 13 ¹⁵ / ₃₂ | 9000610 | 9000628 | 9000619 | * | * | * | * |
| 27 | 19 ¹⁵ / ₃₂ | 9000609 | 9000627 | 9000618 | 9051065 | 9051060 | 9051055 | 9185645 |
| 29 | 21 ¹⁵ / ₃₂ | 9000608 | 9000626 | 9000617 | 9051066 | 9051061 | 9051056 | 9185646 |
| 31 | 25 ¹⁵ / ₃₂ | 9000607 | 9000625 | 9000616 | 9051067 | 9051062 | 9051057 | 9185650 |
| 33 | 27 ¹⁵ / ₃₂ | 9000606 | 9000624 | 9000615 | 9051068 | 9051063 | 9051058 | 9185652 |

Traditional Glass Stop - Rail / 1 Inch Glazing

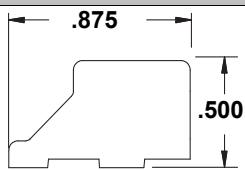
Note:

Used with Art Glass, Security Glass and Blinds Between the Glass (BBG). Lengths not shown available by description.



| FWD | Length | Pine | Maple | Oak | White | Primed | Birch Bark | Black |
|-----|--------------------------------|---------|---------|---------|---------|---------|------------|---------|
| 21 | 13 ¹ / ₂ | | | | | | | |
| 27 | 19 ¹ / ₂ | 9018062 | 9018072 | 9018067 | 9050993 | 9050988 | * | |
| 29 | 21 ¹ / ₂ | 9018063 | 9018073 | 9018068 | 9050994 | 9050989 | 9050984 | 9185644 |
| 31 | 25 ¹ / ₂ | 9018064 | 9018074 | 9018069 | 9050995 | 9050990 | * | 9185649 |
| 33 | 27 ¹ / ₂ | 9018065 | 9018075 | 9018070 | 9050996 | 9050991 | 9050986 | 9185651 |

Traditional Glass Stop - Stile / Standard Glazing

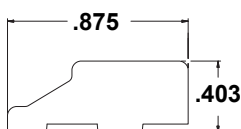


| FWD | Length | Pine | Maple | Oak | White | Primed | Birch Bark | Black |
|-----|----------------------------------|---------|---------|---------|---------|---------|------------|---------|
| 68 | 65 ⁵ / ₃₂ | 9001645 | 9001653 | 9001649 | 9051051 | 9051103 | 9051045 | 9185659 |
| 611 | 68 ¹ / ₃₂ | 9001646 | 9001654 | 9001650 | 9051052 | 9051049 | 9051046 | 9185666 |
| 80 | 81 ⁵ / ₃₂ | 9001648 | 9001656 | 9001652 | 9051053 | 9051050 | 9051047 | 9185661 |
| 100 | 105 ⁵ / ₃₂ | 9132279 | 9132281 | 9132280 | 9133938 | 9133945 | 9133952 | 9185664 |

Traditional Glass Stop - Stile / 1 Inch Glazing

Note:

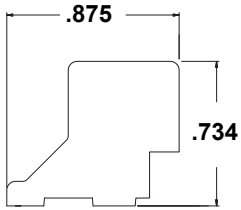
Used with Art Glass, Security Glass and Blinds Between the Glass (BBG). Lengths not shown available by description.



| FWD | Length | Pine | Maple | Oak | White | Primed | Birch Bark | Black |
|-----|----------------------------------|---------|---------|---------|---------|---------|------------|---------|
| 68 | 65 ⁵ / ₃₂ | 9018031 | 9018041 | 9018036 | 9050978 | 9050974 | 9050970 | 9185658 |
| 611 | 68 ¹ / ₃₂ | 9018032 | 9018042 | 9018037 | 9050979 | 9050975 | 9050971 | 9185665 |
| 80 | 81 ⁵ / ₃₂ | 9018034 | 9018044 | 9018039 | 9050980 | 9050976 | 9050972 | 9185660 |
| 100 | 105 ⁵ / ₃₂ | 9018035 | 9018045 | 9018040 | 9050981 | 9050977 | 9050973 | 9185663 |

Shared Panel Parts

Traditional Glass Stop - Rail & Stile / Laminated Monolithic



Note:

Glass stops for custom glazed doors are made to order. Product ID label is located on the top of the operating panel.

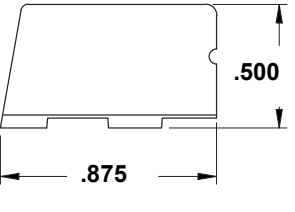
To order, state:

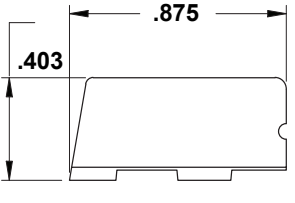
1. **Description of Part (Glass Stop, Rail or Stile)**
2. **Unit Dimension (Width x Height)**
3. **Quantity**
4. **Product ID (from product label), see [Service Guide 9051877](#).**

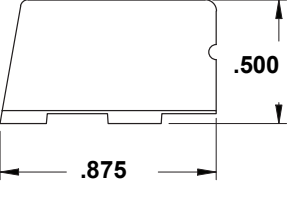
A-Series Outswing Doors (2008 to Present)

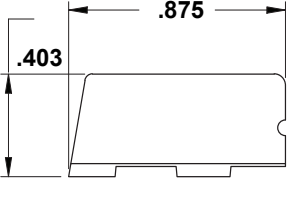
Single Panel, 2-Panel, and Stationary Panel

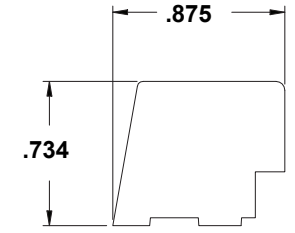
Shared Panel Parts

| Contemporary Glass Stop - Rail / Standard Glazing | | | | | | | | | | |
|---|--------|---------------------------------|---------|---------|---------|---------|---------|------------|---------|---|
|  | FWHICD | Length | Pine | Maple | Oak | White | Primed | Birch Bark | Black | |
| | 21 | 13 ¹ / ₃₂ | * | | | | * | * | * | * |
| | 27 | 19 ¹ / ₃₂ | 9187542 | 9187552 | 9187547 | 9187636 | 9187631 | 9187626 | 9187690 | |
| | 29 | 21 ¹ / ₃₂ | 9187543 | 9187553 | 9187548 | 9187637 | 9187632 | 9187627 | 9187691 | |
| | 31 | 25 ¹ / ₃₂ | 9187544 | 9187554 | 9187549 | 9187638 | 9187633 | 9187628 | 9187693 | |
| | 33 | 27 ¹ / ₃₂ | 9187545 | 9187555 | 9187550 | 9187639 | 9187634 | 9187629 | 9187694 | |

| Contemporary Glass Stop - Rail / 1 Inch Glazing | | | | | | | | | | |
|---|--------|---------------------------------|---------|---------|---------|---------|---------|------------|---------|--|
| Note: Used with Art Glass, Security Glass and Blinds Between the Glass (BBG). Lengths not shown available by description. | | | | | | | | | | |
|  | FWHICD | Length | Pine | Maple | Oak | White | Primed | Birch Bark | Black | |
| | 21 | 13 ¹ / ₃₂ | | | | | | | | |
| | 27 | 19 ¹ / ₃₂ | 9187408 | | | 9187484 | 9187479 | | | |
| | 29 | 21 ¹ / ₃₂ | 9187409 | | | 9187485 | 9187480 | 9187475 | | |
| | 31 | 25 ¹ / ₃₂ | 9187410 | | | 9187486 | 9187481 | | 9187525 | |
| | 33 | 27 ¹ / ₃₂ | 9187411 | 9187421 | 9187416 | 9187487 | 9187482 | 9187477 | 9187526 | |

| Contemporary Glass Stop - Stile / Standard Glazing | | | | | | | | | |
|---|--------|----------------------------------|---------|---------|---------|---------|---------|------------|---------|
|  | FWHICD | Length | Pine | Maple | Oak | White | Primed | Birch Bark | Black |
| | 68 | 69 ⁵ / ₁₆ | 9187532 | 9187538 | 9187535 | 9187622 | 9187619 | 9187616 | 9187698 |
| | 611 | 72 ³ / ₁₆ | 9187533 | 9187539 | 9187536 | 9187623 | 9187620 | 9187617 | 9187701 |
| | 80 | 85 ⁵ / ₁₆ | 9187534 | 9187540 | 9187537 | 9187624 | 9187621 | 9187618 | 9187699 |
| | 100 | 109 ⁵ / ₁₆ | 9188191 | 9188193 | 9188192 | 9187679 | 9187680 | 9187681 | 9187700 |

| Contemporary Glass Stop - Stile / 1 Inch Glazing | | | | | | | | | |
|---|--------|----------------------------------|---------|---------|---------|---------|---------|------------|---------|
| Note: Used with Art Glass, Security Glass and Blinds Between the Glass (BBG). Lengths not shown available by description. | | | | | | | | | |
|  | FWHICD | Length | Pine | Maple | Oak | White | Primed | Birch Bark | Black |
| | 68 | 69 ⁵ / ₁₆ | 9187383 | 9187389 | 9187386 | 9187469 | 9187465 | 9187461 | 9187528 |
| | 611 | 72 ³ / ₁₆ | 9187384 | 9187390 | 9187387 | 9187470 | 9187466 | 9187462 | 9187531 |
| | 80 | 85 ⁵ / ₁₆ | 9187385 | 9187391 | 9187388 | 9187471 | 9187467 | 9187463 | 9187529 |
| | 100 | 109 ⁵ / ₁₆ | 9188184 | 9188186 | 9188185 | 9187472 | 9187468 | 9187464 | 9187530 |

| Contemporary Glass Stop - Rail & Stile / Laminated Monolithic | |
|---|---|
|  | <p>Note: Glass stops for custom glazed doors are made to order. Product ID label is located on the top of the operating panel.</p> <p><i>To order, state:</i></p> <ol style="list-style-type: none"> 1. Description of Part (Glass Stop, Rail or Stile) 2. Unit Dimension (Width x Height) 3. Quantity 4. Product ID (from product label), see Service Guide 9051877. |

Shared Panel Parts

Gasket Weatherstrip

Note:

Active, passive, and stationary panels use the same gasket weatherstrip. Weatherstrip replacement on passive panels requires the astragal to be removed.


See [Weatherstrip Replacement Video](#).

Weatherstrip - Gasket Ref. No. 2 [page 15](#), [page 16](#), [page 22](#), and [page 29](#)

| Unit No. | Gray | Unit No. | Gray |
|----------|---------|----------|---------|
| FWO2168 | 9013284 | FWO2976 | 9013290 |
| FWO21611 | 9013285 | FWO2980 | 2579030 |
| FWO2176 | 9013286 | FWO3168 | 2579031 |
| FWO2180 | 9013287 | FWO31611 | 2579032 |
| FWO2768 | 2579025 | FWO3176 | 9013291 |
| FWO27611 | 2579026 | FWO3180 | 2579033 |
| FWO2776 | 9013289 | FWO3368 | 9013292 |
| FWO2780 | 2579027 | FWO33611 | 9013293 |
| FWO2968 | 2579028 | FWO3376 | 9013294 |
| FWO29611 | 2579029 | FWO3380 | 9013295 |

Water Bars

Top Rail Water Bar Ref. No. 1 [page 15](#), [page 16](#), [page 22](#), and [page 29](#)

|  | Unit No. | Dimensions | Gray |
|---|----------|---------------------------------|---------|
| | FWOD21 | 22 ⁷ / ₁₆ | 9013308 |
| | FWOD27 | 26 ⁷ / ₁₆ | 2578569 |
| | FWOD29 | 28 ⁷ / ₁₆ | 2578570 |
| | FWOD31 | 32 ⁷ / ₁₆ | 2578571 |
| | FWOD33 | 39 ⁷ / ₁₆ | 9013309 |

A-Series Outswing Doors (2008 to Present)

Single Panel, 2-Panel, and Stationary Panel

Insect Screens


Insect Screens - Retractable

Note:

See [Accessory Guide 0005479](#).

See [Accessory Guide 0005480](#).

See [Installation Video](#).



Insect Screen - Retractable

| Unit No. | White | | Gold Dust | | Pine | |
|--------------------|---------|---------|----------------|----------------|----------------|----------------|
| | Left | Right | Left | Right | Left | Right |
| FWO(D)2768 | 2530012 | 2530024 | By description | By description | By description | By description |
| FWO(D)27611 | 2530013 | 2530025 | By description | By description | By description | By description |
| FWO(D)2780 | 2530014 | 2530026 | By description | By description | By description | By description |
| FWO(D)2968 | 2530015 | 2530027 | By description | By description | By description | By description |
| FWO(D)29611 | 2530016 | 2530028 | By description | By description | By description | By description |
| FWO(D)2980 | 2530017 | 2530029 | By description | By description | By description | By description |
| FWO(D)3168 | 2530018 | 2530030 | By description | By description | By description | By description |
| FWO(D)31611 | 2530019 | 2530031 | By description | By description | By description | By description |
| FWO(D)3180 | 2530020 | 2530032 | By description | By description | By description | By description |
| FWO(D)3368 | 9008392 | 9008395 | By description | By description | By description | By description |
| FWO(D)33611 | 9008393 | 9008396 | By description | By description | By description | By description |

Insect Screen - Retractable

| | Unit No. | Oak | | Maple | |
|--|--------------------|----------------|----------------|----------------|----------------|
| | | Left | Right | Left | Right |
| | FWO(D)2768 | By description | By description | By description | By description |
| | FWO(D)27611 | By description | By description | By description | By description |
| | FWO(D)2780 | By description | By description | By description | By description |
| | FWO(D)2968 | By description | By description | By description | By description |
| | FWO(D)29611 | By description | By description | By description | By description |
| | FWO(D)2980 | By description | By description | By description | By description |
| | FWO(D)3168 | By description | By description | By description | By description |
| | FWO(D)31611 | By description | By description | By description | By description |
| | FWO(D)3180 | By description | By description | By description | By description |
| | FWO(D)3368 | By description | By description | By description | By description |
| | FWO(D)33611 | By description | By description | By description | By description |
| | FWO(D)3380 | By description | By description | By description | By description |

Insect Screens

| Insect Screen - Retractable | | | | | | |
|-----------------------------|---------|----------------|----------------|----------------|----------------|--|
| Unit No. | White | Gold Dust | Pine | Oak | Maple | |
| FWO(D)4068 | 9008398 | By description | By description | By description | By description | |
| FWO(D)40611 | 9008399 | By description | By description | By description | By description | |
| FWO(D)4080 | 9008400 | By description | By description | By description | By description | |
| FWO(D)5068 | 2530036 | By description | By description | By description | By description | |
| FWO(D)50611 | 2530037 | By description | By description | By description | By description | |
| FWO(D)5080 | 2530038 | By description | By description | By description | By description | |
| FWO(D)5468 | 2530039 | By description | By description | By description | By description | |
| FWO(D)54611 | 2530040 | By description | By description | By description | By description | |
| FWO(D)5480 | 2530041 | By description | By description | By description | By description | |
| FWO(D)6068 | 2530042 | By description | By description | By description | By description | |
| FWO(D)60611 | 2530043 | By description | By description | By description | By description | |
| FWO(D)6080 | 2530044 | By description | By description | By description | By description | |
| FWO(D)6468 | 9008401 | By description | By description | By description | By description | |
| FWO(D)64611 | 9008402 | By description | By description | By description | By description | |
| FWO(D)6480 | 9008403 | By description | By description | By description | By description | |

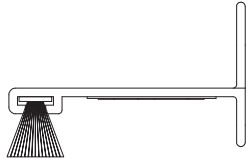
| Insect Screen Parts - Current / Retractable | | | | | |
|---|----------|---------|---------|---------|-----------|
| Track- Bottom / Insect Screen / Retractable | | | | | |
| | Unit No. | Length | White | Gray | Gold Dust |
| | FWO(D)27 | 26 1/16 | 2562471 | 9017282 | 9018538 |
| | FWO(D)29 | 28 1/16 | 2562472 | 9017283 | 9018539 |
| | FWO(D)31 | 32 1/16 | 2562473 | 9017284 | 9018540 |
| | FWO(D)33 | 34 1/16 | | 9017285 | 9018541 |
| | FWO(D)41 | 42 1/16 | 2562474 | 9017287 | 9018543 |
| | FWO(D)50 | 53 1/4 | 2562475 | 9017288 | 9018544 |
| | FWO(D)54 | 57 1/4 | 2562476 | 9017289 | 9018545 |
| | FWO(D)60 | 65 1/4 | 2562477 | 9017290 | 9018546 |
| | FWO(D)64 | 69 1/4 | 9008409 | 9017291 | 9018547 |

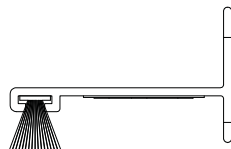
| Track - Side / Insect Screen / Retractable | | | | | |
|--|-----------|----------|---------|---------|-----------|
| | Unit No. | Length | White | Gray | Gold Dust |
| | FWO(D)68 | 77 1/16 | 2562478 | 9017292 | 9018548 |
| | FWO(D)611 | 79 15/16 | 2562479 | 9017293 | 9018549 |
| | FWO(D)80 | 93 1/16 | 2562480 | 9017295 | 9018551 |

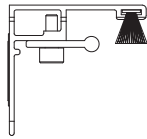
A-Series Outswing Doors (2008 to Present)

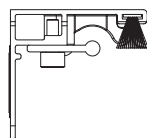
Single Panel, 2-Panel, and Stationary Panel

Insect Screens

| Track - Top / Exterior / Single / Insect Screen / Retractable | | | | | |
|---|----------|--------|---------|---------|-----------|
|  | Unit No. | Length | White | Gray | Gold Dust |
| | FWO(D)27 | 25 3/4 | 2562486 | 9017296 | 9018552 |
| | FWO(D)29 | 27 3/4 | 2562487 | 9017297 | 9018553 |
| | FWO(D)31 | 31 3/4 | 2562488 | 9017298 | 9018554 |
| | FWO(D)33 | 33 3/4 | 9008413 | 9017299 | 9018555 |

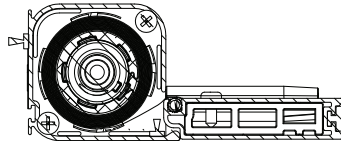
| Track - Top / Exterior / Double / Insect Screen / Retractable | | | | | |
|---|----------|--------|---------|---------|-----------|
|  | Unit No. | Length | White | Gray | Gold Dust |
| | FWO(D)40 | 41 1/4 | 9008414 | 9017300 | 9018556 |
| | FWO(D)50 | 53 1/4 | 2562482 | 9017302 | 9018558 |
| | FWO(D)54 | 57 1/4 | 2562483 | 9017303 | 9018559 |
| | FWO(D)60 | 65 1/4 | 2562484 | 9017304 | 9018560 |
| | FWO(D)64 | 69 1/4 | 9008415 | 9017305 | 9018561 |

| Track - Top / Interior / Single / Insect Screen / Retractable | | | | | | | |
|---|----------|--------|---------|-----------|---------|---------|---------|
|  | Unit No. | Length | White | Gold Dust | Pine | Oak | Maple |
| | FWO(D)27 | 25 3/4 | 2562494 | 9018562 | 9017306 | 9017310 | 9017314 |
| | FWO(D)29 | 27 3/4 | 2562495 | 9018563 | 9017307 | 9017311 | 9017315 |
| | FWO(D)31 | 31 3/4 | 2562496 | 9018564 | 9017308 | 9017312 | 9017316 |
| | FWO(D)33 | 33 3/4 | 9008410 | 9018565 | 9017309 | 9017313 | 9017317 |

| Track - Top / Interior / Double / Insect Screen / Retractable | | | | | | | |
|---|----------|--------|---------|-----------|---------|---------|---------|
|  | Unit No. | Length | White | Gold Dust | Pine | Oak | Maple |
| | FWO(D)40 | 42 1/4 | 9008411 | 9018566 | 9017318 | 9017324 | 9017330 |
| | FWO(D)50 | 53 1/4 | 2562490 | 9018568 | 9017320 | 9017326 | 9017332 |
| | FWO(D)54 | 57 1/4 | 2562491 | 9018569 | 9017321 | 9017327 | 9017333 |
| | FWO(D)60 | 65 1/4 | 2562492 | 9018570 | 9017322 | 9017328 | 9017334 |
| | FWO(D)64 | 65 1/4 | 9008412 | 9018571 | 9017323 | 9017329 | 9017335 |

Insect Screens

Canister Assembly - Insect Screen / Retractable / Single



Assembly Includes:

Canister, cap retainers, spindle, screen core and cloth, tension spring, slide bar.

| Unit No. | White | | Gold Dust | | Pine | | Oak | | Maple | |
|------------------|---------|---------|-----------|---------|---------|---------|---------|---------|---------|---------|
| | Left | Right | Left | Right | Left | Right | Left | Right | Left | Right |
| FWO(D)68 | 2562373 | 2562376 | 9018572 | 9018576 | 9017336 | 9017348 | 9017340 | 9017352 | 9017344 | 9017356 |
| FWO(D)611 | 2562374 | 2562377 | 9018573 | 9018577 | 9017337 | 9017349 | 9017341 | 9017353 | 9017345 | 9017357 |
| FWO(D)80 | 2562375 | 2562378 | 9018575 | 9018579 | 9017339 | 9017351 | 9017343 | 9017355 | 9017347 | 9017359 |

Canister Assembly - Insect Screen / Retractable / Double

Note:

Handing determined by location on unit from exterior. Double doors use a left and right assembly.

Assembly Includes:

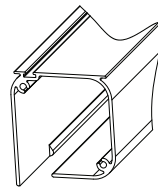
Canister, cap retainers, spindle, screen core and cloth, tension spring, slide bar

| Unit No. | White | | Gold Dust | | Pine | | Oak | | Maple | |
|------------------|---------|---------|-----------|---------|---------|---------|---------|---------|---------|---------|
| | Left | Right | Left | Right | Left | Right | Left | Right | Left | Right |
| FWO(D)68 | 2562367 | 2562370 | 9018580 | 9018584 | 9017360 | 9017372 | 9017364 | 9017376 | 9017368 | 9017380 |
| FWO(D)611 | 2562368 | 2562371 | 9018581 | 9018585 | 9017361 | 9017373 | 9017365 | 9017377 | 9017369 | 9017381 |
| FWO(D)80 | 2562369 | 2562372 | 9018583 | 9018587 | 9017363 | 9017375 | 9017367 | 9017379 | 9017371 | 9017383 |

Canister - Insect Screen / Retractable

Note:

Replacement canisters with interior wood finishes are handed, painted canisters are not handed. Handing is determined by the location of the canister as viewed from the interior.

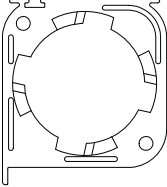


| Unit No. | White | | Gold Dust | | Pine | | Oak | | Maple | |
|------------------|---------|-------|-----------|-------|---------|---------|---------|---------|---------|---------|
| | Left | Right | Left | Right | Left | Right | Left | Right | Left | Right |
| FWO(D)68 | 2562352 | | 9018588 | | 9017384 | 9069363 | 9017388 | 9069366 | 9017392 | 9069369 |
| FWO(D)611 | 2562353 | | 9018589 | | 9017385 | 9069364 | 9017389 | 9069367 | 9017393 | 9069370 |
| FWO(D)80 | 2562354 | | 9018591 | | 9017387 | 9069365 | 9017391 | 9069368 | 9017393 | 9069371 |

A-Series Outswing Doors (2008 to Present)

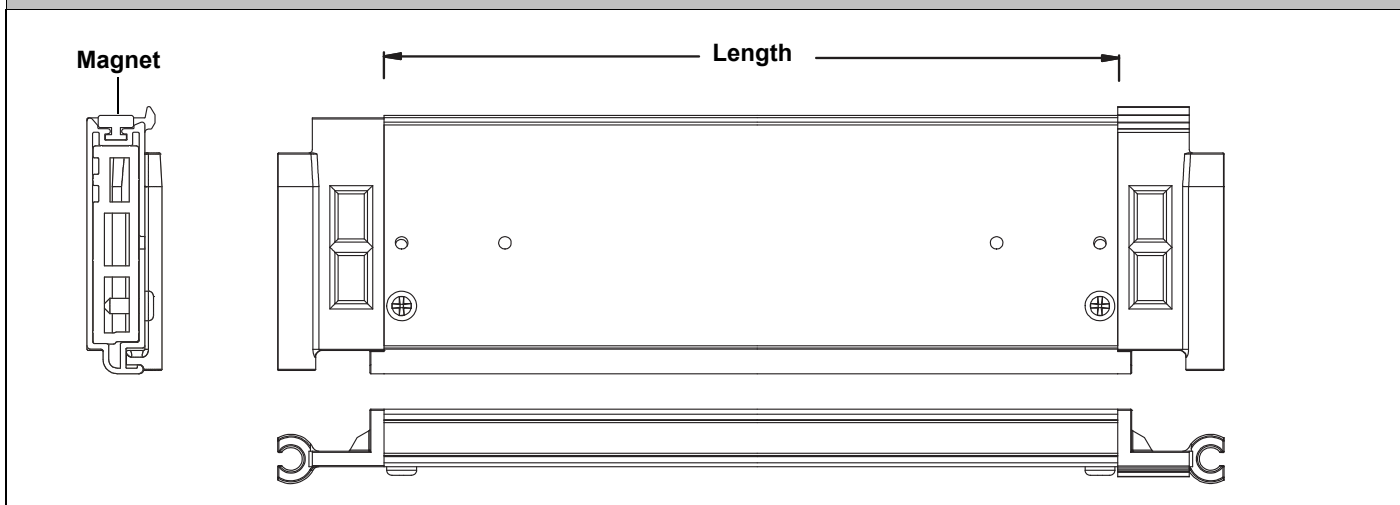
Single Panel, 2-Panel, and Stationary Panel

Insect Screens

| End Cap - Canister / Retractable Insect Screen | | | | |
|---|--|---------------|---------|---------|
|  | | Color | Left | Right |
| | | White | 2562380 | 2562381 |
| | | Terratone® | 2605150 | 2605151 |
| | | Sandtone | 0916035 | 0916036 |
| | | Forest Green | 1232841 | 1232842 |
| | | Canvas | 9017158 | 9017164 |
| | | Prairie Grass | 9017159 | 9017165 |
| | | Cocoa Bean | 9017160 | 9017166 |
| | | Dove Gray | 9017161 | 9017167 |
| | | Red Rock | 9017162 | 9017168 |
| | | Black | 9017163 | 9017169 |
| | | Dark Bronze | 9021284 | 9021285 |

Insect Screens

Slide Bar Assembly - Single / Insect Screen / Retractable

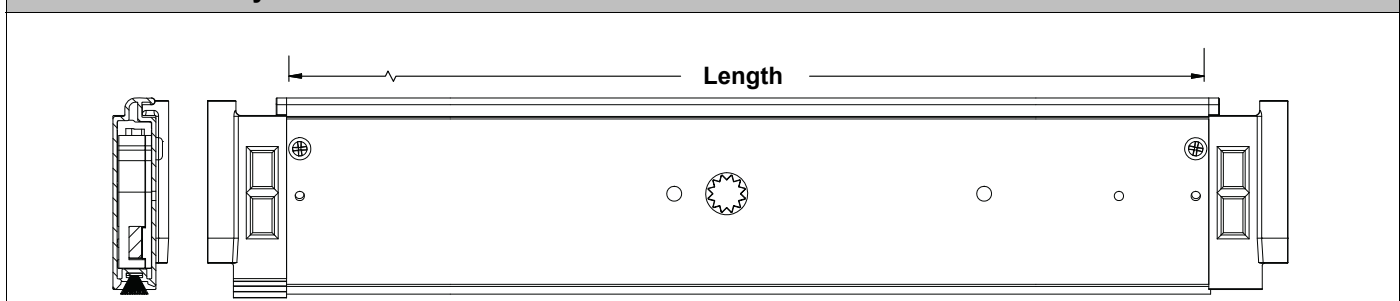


Includes:

Slide bar, slide body, magnetic strip, and screws

| Unit No. | Length | White | | Gold Dust | | Pine | | Oak | | Maple | |
|------------------|---------------------------------|---------|---------|-----------|---------|---------|---------|---------|---------|---------|---------|
| | | Left | Right | Left | Right | Left | Right | Left | Right | Left | Right |
| FWO(D)68 | 75 ³ / ₁₆ | 2562446 | 2562443 | 9018592 | 9018596 | 9017396 | 9017408 | 9017400 | 9017412 | 9017404 | 9017416 |
| FWO(D)611 | 78 ¹ / ₁₆ | 2562447 | 2562444 | 9018593 | 9018597 | 9017397 | 9017409 | 9017401 | 9017413 | 9017405 | 9017417 |
| FWO(D)80 | 91 ³ / ₁₆ | 2562448 | 2562445 | 9018595 | 9018599 | 9017399 | 9017411 | 9017403 | 9017415 | 9017407 | 9017419 |

Slide Bar Assembly - Double / Insect Screen / Retractable



Includes:

Slide bar, slide body, lock actuator, bug seal, and screws

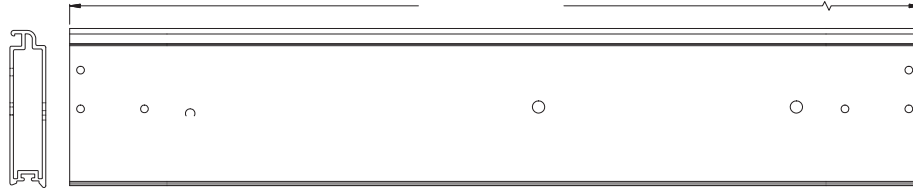
| Unit No. | Length | White | | Gold Dust | | Pine | | Oak | | Maple | |
|------------------|---------------------------------|---------|---------|-----------|---------|---------|---------|---------|---------|---------|---------|
| | | Left | Right | Left | Right | Left | Right | Left | Right | Left | Right |
| FWO(D)68 | 75 ³ / ₁₆ | 2562440 | 2562437 | 9018600 | 9018604 | 9017420 | 9017432 | 9017424 | 9017436 | 9017428 | 9017440 |
| FWO(D)611 | 78 ¹ / ₁₆ | 2562441 | 2562438 | 9018601 | 9018605 | 9017421 | 9017433 | 9017425 | 9017437 | 9017429 | 9017441 |
| FWO(D)80 | 91 ³ / ₁₆ | 2562442 | 2562439 | 9018603 | 9018607 | 9017423 | 9017435 | 9017427 | 9017439 | 9017431 | 9017443 |

A-Series Outswing Doors (2008 to Present)

Single Panel, 2-Panel, and Stationary Panel

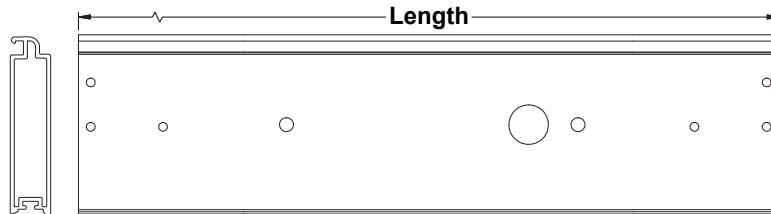
Insect Screens

Slide Bar - Single / Insect Screen / Retractable



| Unit No. | Length | White | | Gold Dust | | Pine | | Oak | | Maple | |
|------------------|---------------------------------|---------|---------|-----------|---------|---------|---------|---------|---------|---------|---------|
| | | Left | Right | Left | Right | Left | Right | Left | Right | Left | Right |
| FWO(D)68 | 75 ³ / ₁₆ | 2562428 | 2562502 | 9018608 | 9018612 | 9017444 | 9017456 | 9017448 | 9017460 | 9017452 | 9017464 |
| FWO(D)611 | 78 ¹ / ₁₆ | 2562429 | 2562503 | 9018609 | 9018613 | 9017445 | 9017457 | 9017449 | 9017461 | 9017453 | 9017465 |
| FWO(D)80 | 91 ³ / ₁₆ | 2562430 | 2562504 | 9018611 | 9018615 | 9017447 | 9017459 | 9017451 | 9017463 | 9017455 | 9017467 |

Slide Bar - Double / Insect Screen / Retractable (June 2007 to Present)

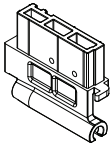
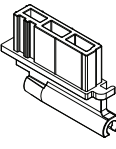


| Unit No. | Length | White | | Gold Dust | | Pine | | Oak | | Maple | |
|------------------|---------------------------------|---------|---------|-----------|---------|---------|---------|---------|---------|---------|---------|
| | | Left | Right | Left | Right | Left | Right | Left | Right | Left | Right |
| FWO(D)68 | 75 ³ / ₁₆ | 2562505 | 2562508 | 9018616 | 9018620 | 9017468 | 9017480 | 9017472 | 9017484 | 9017476 | 9017488 |
| FWO(D)611 | 78 ¹ / ₁₆ | 2562506 | 2562509 | 9018617 | 9018621 | 9017469 | 9017481 | 9017473 | 9017485 | 9017477 | 9017489 |
| FWO(D)80 | 91 ³ / ₁₆ | 2562507 | 2562510 | 9018619 | 9018623 | 9017471 | 9017483 | 9017475 | 9017487 | 9017479 | 9017491 |

Slide body - Insect Screen / Retractable

Note:

A left hand screen will use a left hand slide body on the sill and a right hand slide body on the head. A right hand screen will use a right hand slide body on the sill and a left hand slide body on the head.

|  Left |  Right | White | | Sandtone | | Gold Dust | |
|---|--|---------|---------|----------|---------|-----------|---------|
| | | Left | Right | Left | Right | Left | Right |
| | | 2562449 | 2562450 | 0916056 | 0916057 | 9020121 | 9018530 |

Insect Screens

| Track Filler - Bottom / Single / Insect Screen / Retractable | | | | |
|--|-----------------|-------------------|-------------|--------------|
| Note: Top view shown. | | | | |
| | | | | |
| Profile | Unit No. | Length | Oak | |
| | FWO27 | $27 \frac{9}{16}$ | Left | Right |
| | FWO29 | $29 \frac{9}{16}$ | 2562387 | 2562515 |
| | FWO31 | $33 \frac{9}{16}$ | 2562388 | 2562516 |
| | FWO33 | $35 \frac{9}{16}$ | 2562389 | 2562517 |
| | | | 9011013 | 9008404 |

| Track Filler - Bottom / Double / Insect Screen / Retractable | | | | |
|--|--|-----------------|-------------------|------------|
| Note: Top view shown. | | | | |
| | | | | |
| Profile | | Unit No. | Length | Oak |
| | | FWO41 | $45 \frac{9}{16}$ | 2562382 |
| | | FWO50 | $56 \frac{3}{8}$ | 2562383 |
| | | FWO54 | $60 \frac{3}{8}$ | 2562384 |
| | | FWO60 | $68 \frac{3}{8}$ | 2562385 |
| | | FWO64 | $72 \frac{3}{8}$ | 9008406 |


| Bug Pile, Barbed Spacer (June 2007 to Present) | | |
|--|------------------------------------|-------------|
| | Note: Order by the foot. | Gray |
| | | 2562340 |

| Weatherstrip - Insect Screen / Pile | | |
|-------------------------------------|------------------------------------|-------------|
| | Note: Order by the foot. | Gray |
| | | 2573398 |

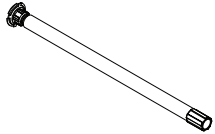
A-Series Outswing Doors (2008 to Present)

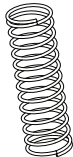
Single Panel, 2-Panel, and Stationary Panel

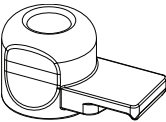
Insect Screens

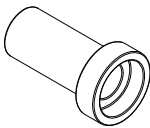
| Insect Screen Cloth with Core - Retractable | | | | |
|---|--|---------------|---------|---------|
|  | | Unit No. | Left | Right |
| | | FWO68 | 2562409 | 2562524 |
| | | FWO611 | 2562410 | 2562525 |
| | | FWO80 | 2562411 | 2562526 |

| Magnet - Side Bar - Insect Screen / Retractable | | | |
|---|--|--------------|-----------|
| | Note: Ships as a pair. Cut to size. Approximately 95". | Unit No. | Order No. |
| | | FWO80 | 2573360 |

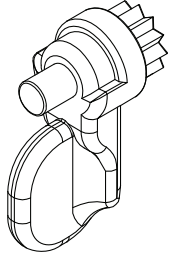
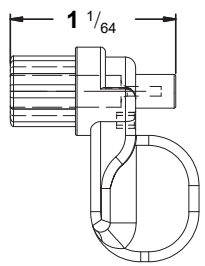
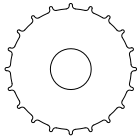
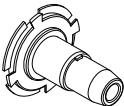
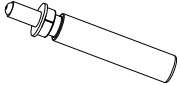
| Spring - Tension / Assembly / Insect Screen / Retractable | | |
|---|--|-----------|
|  | | Order No. |
| | | 2562457 |

| Spring - Pull Turn Knob / Insect Screen / Retractable | | |
|---|--|-----------|
|  | | Order No. |
| | | 2562453 |

| Pull Turn Knob - Insect Screen / Retractable | | | |
|---|--|-----------|-----------|
|  | | Finish | Order No. |
| | | White | 2562396 |
| | | Sandtone | 9017493 |
| | | Gold Dust | 9017492 |

| Bushings - Pull Turn Knob / Insect Screen / Retractable | | | |
|---|--|-----------|-----------|
|  | | Finish | Order No. |
| | | White | 2562348 |
| | | Sandtone | 9017495 |
| | | Gold Dust | 9017494 |

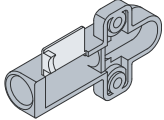
Insect Screens

| Thumb Latch - Insect Screen / Retractable | | |
|---|---|-------------------------|
|  | <p>Note: Interior wood retractable insect screens use a sandtone thumb latch (long gear). All other latches are the white exterior short gear version.</p> | <p>White</p> |
| | | <p>2562397</p> |
| Thumb Latch - Insect Screen / Retractable / Long Gear | | |
|  | <p>Note: Interior wood retractable insect screens use a sandtone thumb latch (long gear). All other latches are the white exterior short gear version.</p> | <p>Sandtone</p> |
| | | <p>By description</p> |
| Spline - Insect Screen / Retractable | | |
|  | | <p>Order No.</p> |
| | | <p>2562452</p> |
| Spindle - End Cap / Insect Screen / Retractable | | |
|  | | <p>Order No.</p> |
| | | <p>2562451</p> |
| Dampener - Insect Screen / Retractable | | |
|  | | <p>White</p> |
| | | <p>2562379</p> |

A-Series Outswing Doors (2008 to Present)

Single Panel, 2-Panel, and Stationary Panel

Insect Screens

| Bumper Housing - Retractable Insect Screen | | | |
|---|---|---------------|-----------------|
|  | Note: Installation instructions refer to this part as a "damper". | Color | Unit No. |
| | | White | 2562395 |
| | | Terratone® | 2605155 |
| | | Sandtone | 0916040 |
| | | Forest Green | 1232846 |
| | | Canvas | 9017259 |
| | | Prairie Grass | 9017264 |
| | | Cocoa Bean | 9017263 |
| | | Dove Gray | 9017262 |
| | | Red Rock | 9017260 |
| | | Black | 9017261 |
| | | Dark Bronze | 9021293 |

| Hardware Package / Insect Screen / Retractable | | | | |
|--|---------------|----------------|----------------|--|
| Note: Screen colors not listed will use Gold Dust. | | | | |
| Double Hardware Pack Includes: 6 - Attachment clips 23 - #7 x 1" panhead screws 4 - #8 x 1 1/2" brass flathead wood screws 4 - Housing Dampeners 4 - Shock absorbing Dampeners 4 - Handle, Exterior Passive FWG 1 - Block, Top Stop 4 - #8-32 x 2 1/2" oval head machine screws 4 - Threaded studs 4 - Lever, Thumb 1 - Block, Double bottom lock FWO/FWOD 1 - Plastic screw bag 5 compartments 1 - Plastic bag 5" x 10" | Color | Single | Double | |
| | White | 2562394 | 2562393 | |
| | Terratone® | By description | By description | |
| | Sandtone | 9017501 | 9017995 | |
| | Gold Dust | 9017500 | 9017994 | |
| | Forest Green | By description | By description | |
| | Canvas | By description | By description | |
| | Sandtone-Wood | 9034905 | 9034906 | |

| Screw | | |
|-------|--------------------------|------------------|
| | Description | Order No. |
| | 8 x 1 1/2 brass PH FL | 2562415 |
| Screw | | |
| | Description | Order No. |
| | 8-32 x 2 1/2 PH oval STL | 2562416 |
| Screw | | |
| | Description | Order No. |
| | 8-32 x 1 PH pan Typ F | 2562418 |

Grilles

Traditional Interior Grilles - Standard / Custom

Note:

Replacement interior grilles for standard and custom-sized doors are made to order. Grilles include fasteners when required. See [Interior Grille Installation Video](#). Permanently applied interior/exterior grilles can only be ordered by Andersen Territory Service Representatives, Andersen Service Dealers and Providers available in the Service Replacement Only section [page 142](#).

Grilles - Standard / Interior

To order, state:

1. Description of Part (Interior Grille, Exterior/Interior species/finish/color, Pattern, Profile)
2. Product ID (from product label, see [page 10](#))



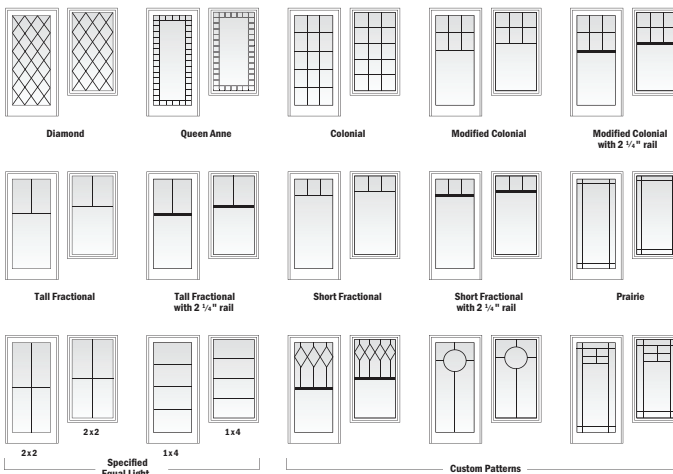
Exterior color options:

| | | | |
|------------|--------------|---------------|----------|
| White | Canvas | Dove Gray | Sandtone |
| Terratone® | Forest Green | Prairie Grass | Red Rock |
| Black | Dark Bronze | Cocoa Bean | |



Interior species/color/finish options:

| | | | |
|---------------|------------|--------------|-------------|
| Pine | Maple | Oak | Mahogany |
| Douglas Fir | Cherry | | |
| Unfinished | Russet | Espresso | Clear Coat |
| Honey | Cinnamon | Mocha | |
| White-Painted | Birch Bark | Primed | Sandtone |
| Canvas | Terratone® | Forest Green | Dove Gray |
| Prairie Grass | Cocoa Bean | Red Rock | Dark Bronze |
| Black | | | |




Pattern options:

| | | | | |
|-----------------------|-----------------------|------------------|------------------------|--------------------------|
| Diamond | Queen Anne | Colonial | Modified Colonial | Modified Colonial w/ SCR |
| Tall Fractional | Tall Fractional w/SCR | Short Fractional | Short Fractional w/SCR | Prairie |
| Specified Equal Light | | Custom | | |

Profile options:

| | | | |
|----------|----------|------------|------------|
| 3/4 inch | 7/8 inch | 1 1/8 inch | 2 1/4 inch |
|----------|----------|------------|------------|



A-Series Outswing Doors (2008 to Present)

Single Panel, 2-Panel, and Stationary Panel

Grilles

Contemporary Interior Grilles - Standard / Custom

Note:

Replacement interior grilles for standard and custom-sized doors are made to order. Grilles include fasteners when required. See [Interior Grille Installation Video](#). Permanently applied interior/exterior grilles can only be ordered by Andersen Territory Service Representatives, Andersen Service Dealers and Providers available in the Service Replacement Only section [page 142](#).

Grilles - Standard / Interior

To order, state:

1. Description of Part (Interior Grille, Exterior/Interior color/finish, Pattern, Profile)
2. Product ID (from product label, see [page 10](#))

Exterior color options:

| | | | |
|------------|--------------|---------------|----------|
| White | Canvas | Dove Gray | Sandtone |
| Terratone® | Forest Green | Prairie Grass | Red Rock |
| Black | Dark Bronze | Cocoa Bean | |

Interior species/finish/color options:

| | | | | |
|-------|------------|----------|------------|-------------------------|
| | Clear Coat | Honey | White | Cherry (Not Shown) |
| Oak | Cinnamon | Russet | Birch Bark | Mahogany (Not Shown) |
| Maple | Mocha | Espresso | Primed | Douglas Fir (Not Shown) |


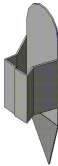

Pattern options:

| | | | |
|-----------------------|-----------------------|-------------------|--------------------------|
| | Colonial | Modified Colonial | Modified Colonial w/ SCR |
| Tall Fractional | Tall Fractional w/SCR | Short Fractional | Short Fractional w/SCR |
| | | | Prairie |
| Specified Equal Light | | | |

Profile options:

| | | | |
|----------|----------|------------|------------|
| 5/8 inch | 3/4 inch | 2 1/4 inch | 3 1/2 inch |
|----------|----------|------------|------------|

Grilles

| Interior Grille Parts and Tools | | | |
|---|--|------------------|------------------|
| Interior Grille Fastener | | | |
|  | | Order No. | |
| | | 1974314 | |
| Interior Grille Fastener | | | |
|  | | Color | Order No. |
| | | White | 1974310 |
| | | Sandtone | 8154120 |
| | | Terratone® | 2601210 |
| | | Forest Green | 9046244 |
| | | Canvas | 9131693 |
| | | Dark Bronze | 9131694 |
| | | Black | 9131695 |
| Installation Tool | | | |
|  | | Order No. | |
| | | 9019326 | |

A-Series Outswing Doors (2008 to Present)

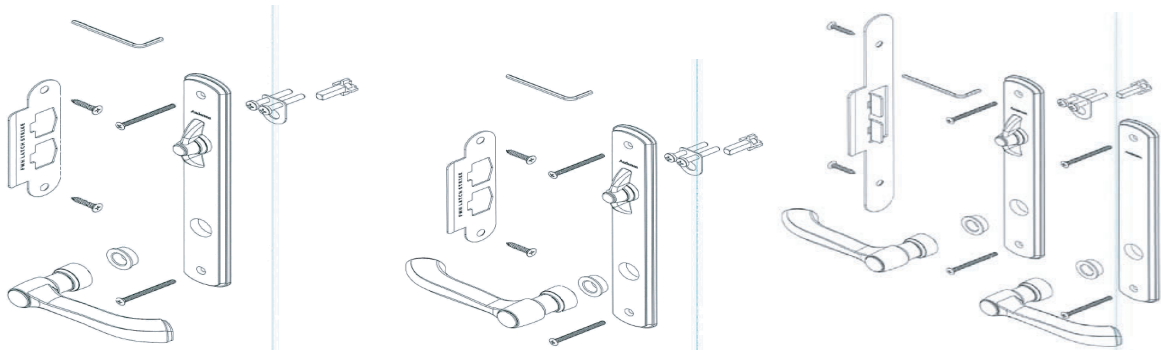
Single Panel, 2-Panel, and Stationary Panel

Hardware

Half Trim Set Kits - Interior

Note:

Interior half trim sets are available for Newbury, Covington, Encino, Yuma, Anvers, Whitmore, Tribeca, and Albany Hardware.



Albany Style Shown

| Sets include: | AR | AL | AP/PA |
|--|----|----|-------|
| Handle, RH Hinged* | NA | 1 | 1 |
| Handle, LH Hinged* | 1 | NA | 1 |
| Plate, Escutcheon, Inside Active Hinged | 1 | 1 | 1 |
| Plate, Escutcheon, Inside Passive Hinged | NA | NA | 1 |
| Limiting Plate | 1 | 1 | 1 |
| Actuator, Lock | 1 | 1 | 1 |
| Screw, #10 Fill HD, PH, M5X.8-35MM, Zinc | 2 | 2 | 2 |
| Screw, #8-32UNC x 2, PH Oval HD, MACH | 2 | 2 | 4 |
| 1/8 Allen Wrench | 1 | 1 | 1 |
| Strike, Plate Single | 1 | 1 | NA |
| Strike, Plate Double | NA | NA | 1 |
| Screw, #10 x 1.000 PH FH S/M/S | 2 | 2 | 2 |

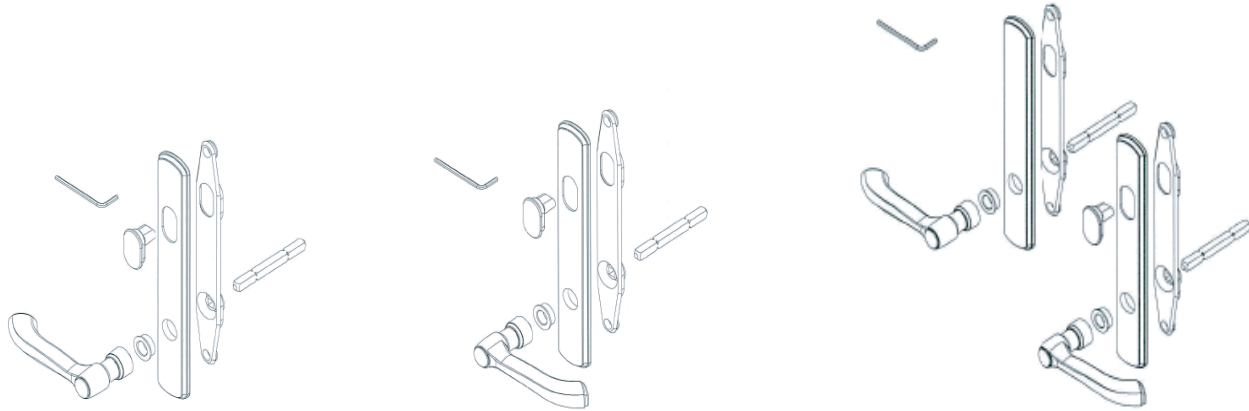
*Pack has a RH handle for an active left door and a LH handle for an active right door and both for AP/PA.

Hardware

Half Trim Set Kits - Exterior

Note:

Exterior half trim sets are available for Newbury, Covington, Encino, Yuma, Anvers, Whitmore, Tribeca, and Albany Hardware. Tribeca includes threaded studs.



Albany Style Shown

| Sets include: | AR | AL | AP/PA |
|--|-----|-----|-------|
| Handle, RH Hinged* | 1 | N/A | 1 |
| Handle, LH Hinged* | N/A | 1 | 1 |
| Plate, Outside Active | 1 | 1 | 1 |
| Plate, Outside Passive | N/A | N/A | 1 |
| Gasket, Trimset | 1 | 1 | 2 |
| Straight Spindle | 1 | 1 | 2 |
| Screw, 1/4-20 UNC SS, KNURL CUP PT SET | 1 | 1 | 2 |
| Cylinder, Dummy | 1 | 1 | 1 |
| Bushing Trim Adapter | 1 | 1 | 2 |
| 1/8 Allen Wrench | 1 | 1 | 1 |

*Pack has a LH handle for an active left door and a RH handle for an active right door and both for AP/PA.

A-Series Outswing Doors (2008 to Present)

Single Panel, 2-Panel, and Stationary Panel

Hardware

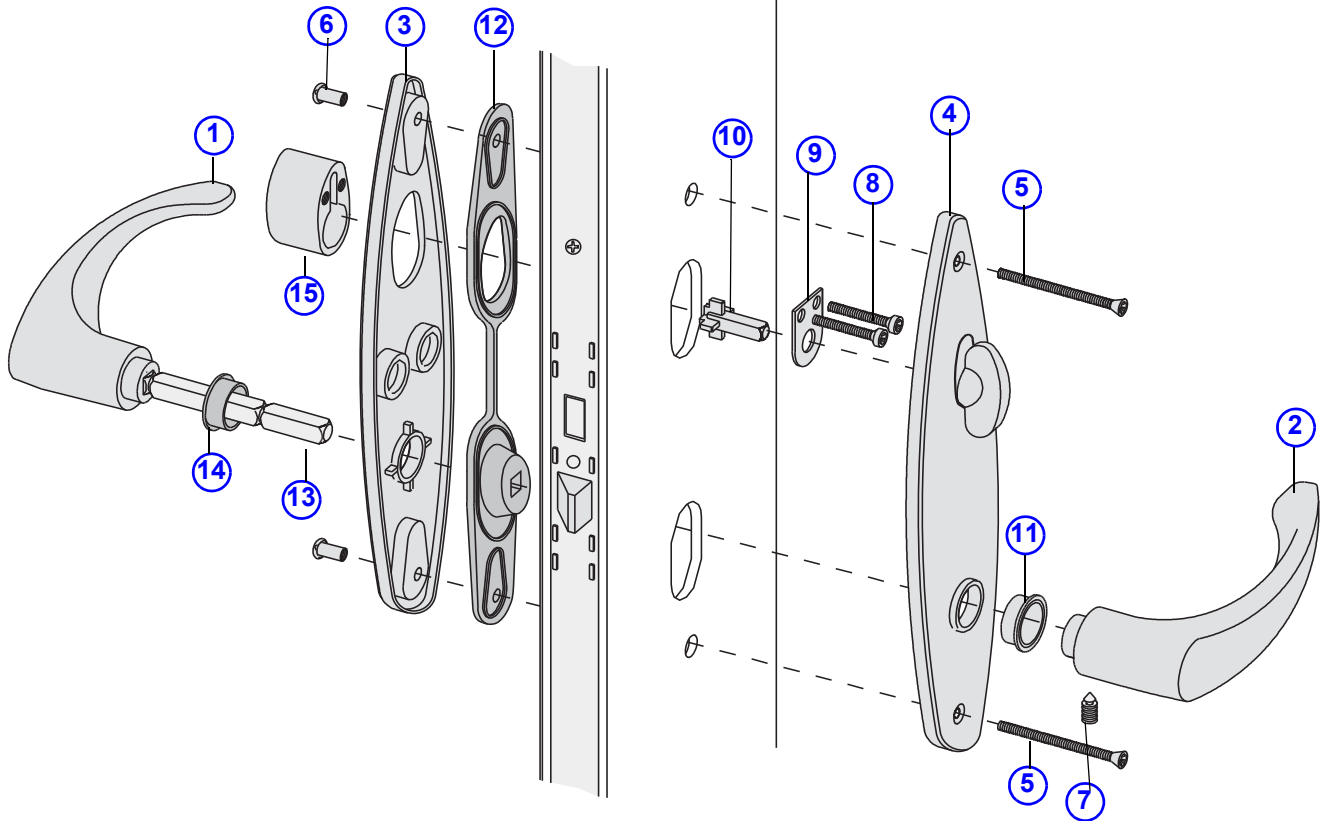
| Construction Trim Set | | |
|--|---|-----------------------------|
| Construction Trim Set - Active | | |
| | Kit Includes: (1) Plate, passive outside (1) Plate, active inside (assembly) (1) Handle, exterior (assembly) (1) Handle, interior (assembly) (1) Actuator, lock (assembly) (1) Plate, limiting (2) Screws, M5 X .8-35MM PH w/#10 Fill Head Machine, Zinc (1) Retainer, bolt (2) Studs, tapped (2) Screws, #8-32 UNC X 1.625, PH W/#10 Oval Head, Machine (1) Wrench, Allen, 1/8 Installation Guide 9020646 | Order No. 9020356 |
| Construction Trim Set - Passive | | |
| | Kit Includes: (1) Plate, passive outside (1) Handle, exterior (assembly) (1) Handle, interior (assembly) (2) Studs, tapped (2) Screws, #8-32 UNC X 1.625, PH W/#10 Oval Head, Machine (1) Wrench, Allen, 1/8 Installation Guide 9020647 | Order No. 9020357 |

Hardware

Hardware - Tribeca®

Note:

See [Accessory Guide 0005156](#).



- | | | |
|---|--|-------------------------------------|
| 1. Exterior Handle (LH Shown) | 6. Escutcheon Plate Mounting Studs | 11. Nylon Bushing |
| 2. Interior Handle (RH Shown) | 7. Handle Set Screw (Package) | 12. Trim Set Gasket |
| 3. Active Exterior Escutcheon Plate | 8. Key Cylinder Mounting Bolts | 13. Spindle |
| 4. Active Interior Escutcheon Plate | 9. Lock Limiting Plate | 14. Nylon Bushing |
| 5. Escutcheon Plate Bolts | 10. Lock Actuator | 15. Dummy Cylinder |

Tribeca® Hinged Patio Door Hardware - Single Trim Set

A-Series Outswing Doors (2008 to Present)

Single Panel, 2-Panel, and Stationary Panel

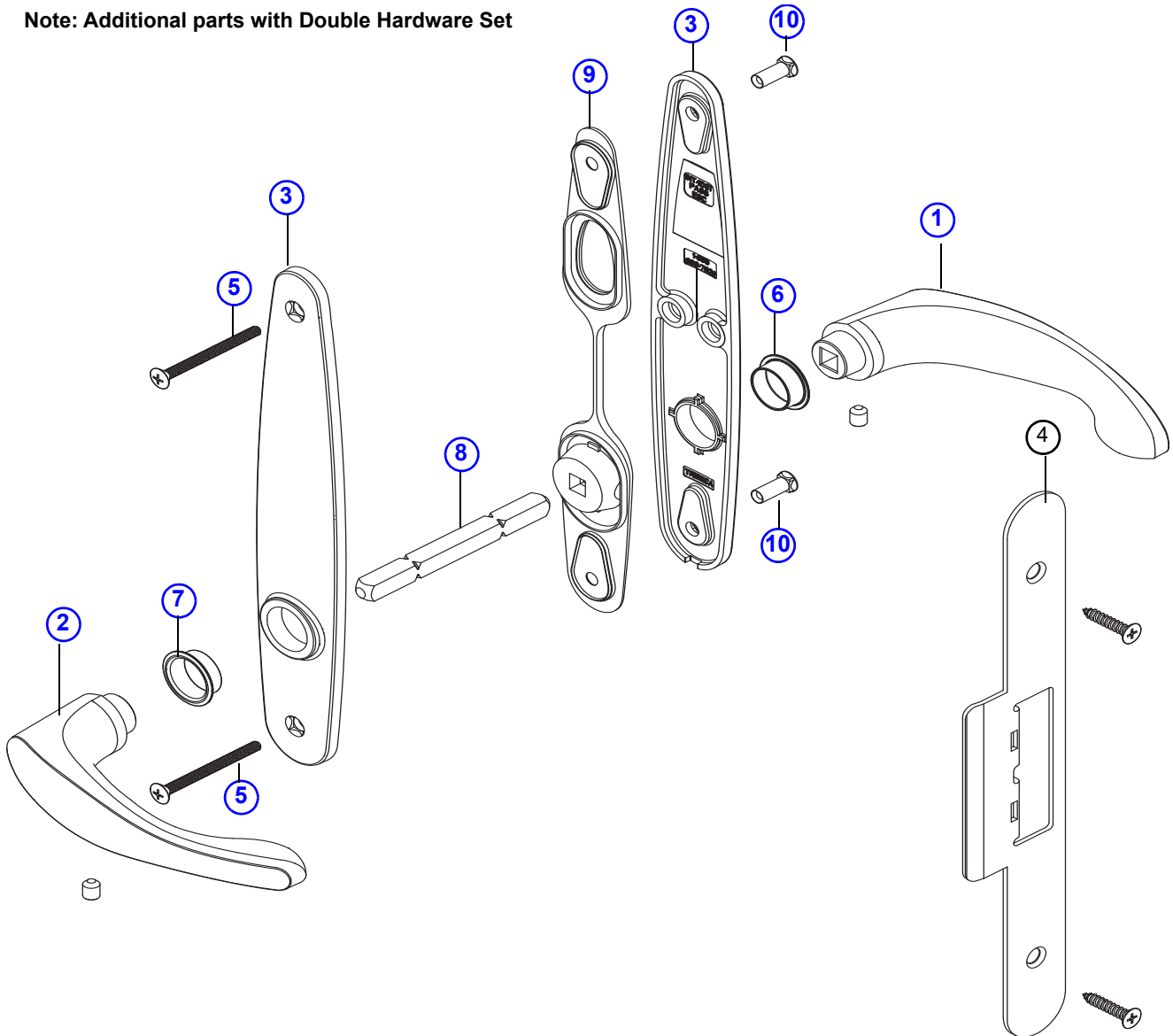
Hardware

Tribeca® Hardware - Passive Hardware Illustration

Note:

See [Accessory Guide 0004286](#).

Note: Additional parts with Double Hardware Set



1. [Exterior Handle \(LH Shown\)](#)
2. [Interior Handle \(RH Shown\)](#)
3. [Passive Exterior/Interior Escutcheon Plate](#)
4. AP/PA Strike Plate (Not Needed on outswing doors)
5. [Escutcheon Plate Bolts](#)

6. [Nylon Bushing](#)
7. [Nylon Bushing](#)
8. [Spindle](#)
9. [Trim Set Gasket](#)
10. [Escutcheon Plate Mounting Studs](#)

Tribeca® Hinged Patio Door Hardware - Double Trim Set

Hardware

Complete Trim Set - Tribeca® / Interior and Exterior See Illustration [page 54](#) and [page 55](#)

| | Finish | Single | Double AP/PA |
|--|--------|---------|--------------|
| | Stone | 2577557 | 2577558 |
| | White | 2577555 | 2577556 |
| | Black | 9184681 | 9184682 |

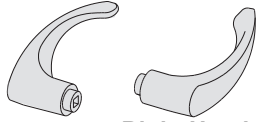
Trim Set - Tribeca® / Interior See Illustration [page 54](#) and [page 55](#)

| | Finish | Single | | Double AP/PA |
|-------|---------|---------|---------|--------------|
| | | Left | Right | Order No. |
| | Stone | 2572662 | 2572772 | 2572663 |
| | White | 2572660 | 2572771 | 2572661 |
| Black | 9184670 | 9184673 | 9184671 | |

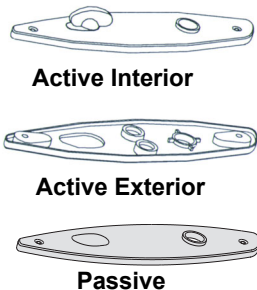
Trim Set - Tribeca® / Exterior See Illustration [page 54](#) and [page 55](#)

| | Finish | Single | | Double AP/PA |
|-------|---------|---------|---------|--------------|
| | | Left | Right | Order No. |
| | Stone | 2572603 | 2572750 | 2572604 |
| | White | 2572601 | 2572749 | 2572602 |
| Black | 9184668 | 9184672 | 9184669 | |

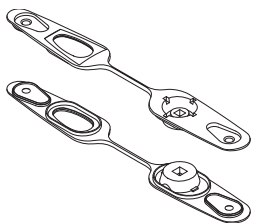
Lever Handle with Screws - Tribeca® Ref. No. 1 and 2 [page 54](#) and [page 55](#)

|  Left Hand Right Hand | Finish | Left | Right |
|--|--------|---------|---------|
| | Stone | 2579848 | 2579849 |
| | White | 2579835 | 2579836 |
| | Black | 9184685 | 9184686 |

Escutcheon Plate - Tribeca® Ref. No. 3 and 4 [page 54](#) and [page 55](#)

|  Active Interior Active Exterior Passive | Finish | Active Interior | Active Exterior | Passive Interior/ Exterior |
|--|--------|-----------------|-----------------|----------------------------|
| | Stone | 2579852 | 2579854 | 2579853 |
| | White | 2579839 | 2579841 | 2579840 |
| | Black | 9184687 | 9184689 | 9184688 |

Gasket - Trim Set / Tribeca® Ref. No. 12 & 12 [page 54](#) and [page 55](#)

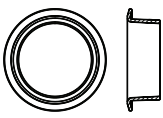
|  | Order No. |
|---|-----------|
| | 2962513 |

A-Series Outswing Doors (2008 to Present)

Single Panel, 2-Panel, and Stationary Panel

Hardware

Bushing - Tribeca® Ref No. 11 & 14 [page 55](#) and 6 & 7 [page 55](#)

| | | |
|---|---|-------|
|  | <p>Note: Made of Nylon. Tribeca handles made prior to November 2020 use this bushing. If replacing this vintage of bushing you will need to order the current trim set screw pack (includes bushing), handle and escutcheon plate.</p> <p>Tribeca handles made November 2020 - present use bushing included in current trim set screw pack page 88</p> | Clear |
| | | N/A |

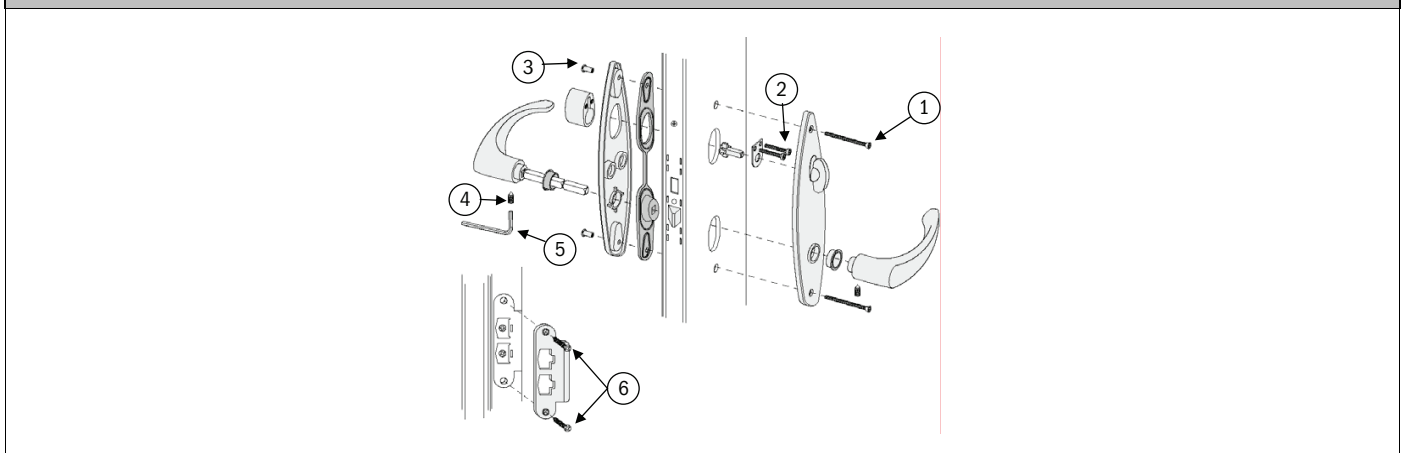
Dummy Cylinder - Lock Set / Tribeca® Ref No. 15 [page 55](#)

| | | |
|---|---------------|------------------|
| <p>Note: Use for Tribeca® trim sets.</p> | Finish | Order No. |
| | Stone | 2579860 |
| | White | 2579847 |
| | Black | 9184691 |

Escutcheon Plate Bolt with Stud / Tribeca®

| | | | |
|--|------------------------------|---------------|------------------|
| | Description | Finish | Order No. |
| | 2 - #8 - 32 x 2 PH OH MS YZP | Stone | 2579855 |
| | 2 - threaded studs | White | 2579842 |
| | | Black | 9184690 |

Screw Package - Trim Set / Tribeca®



Note:

Threaded stud shown as #3 not included with this kit. See escutcheon plate bolt with stud as shown above.

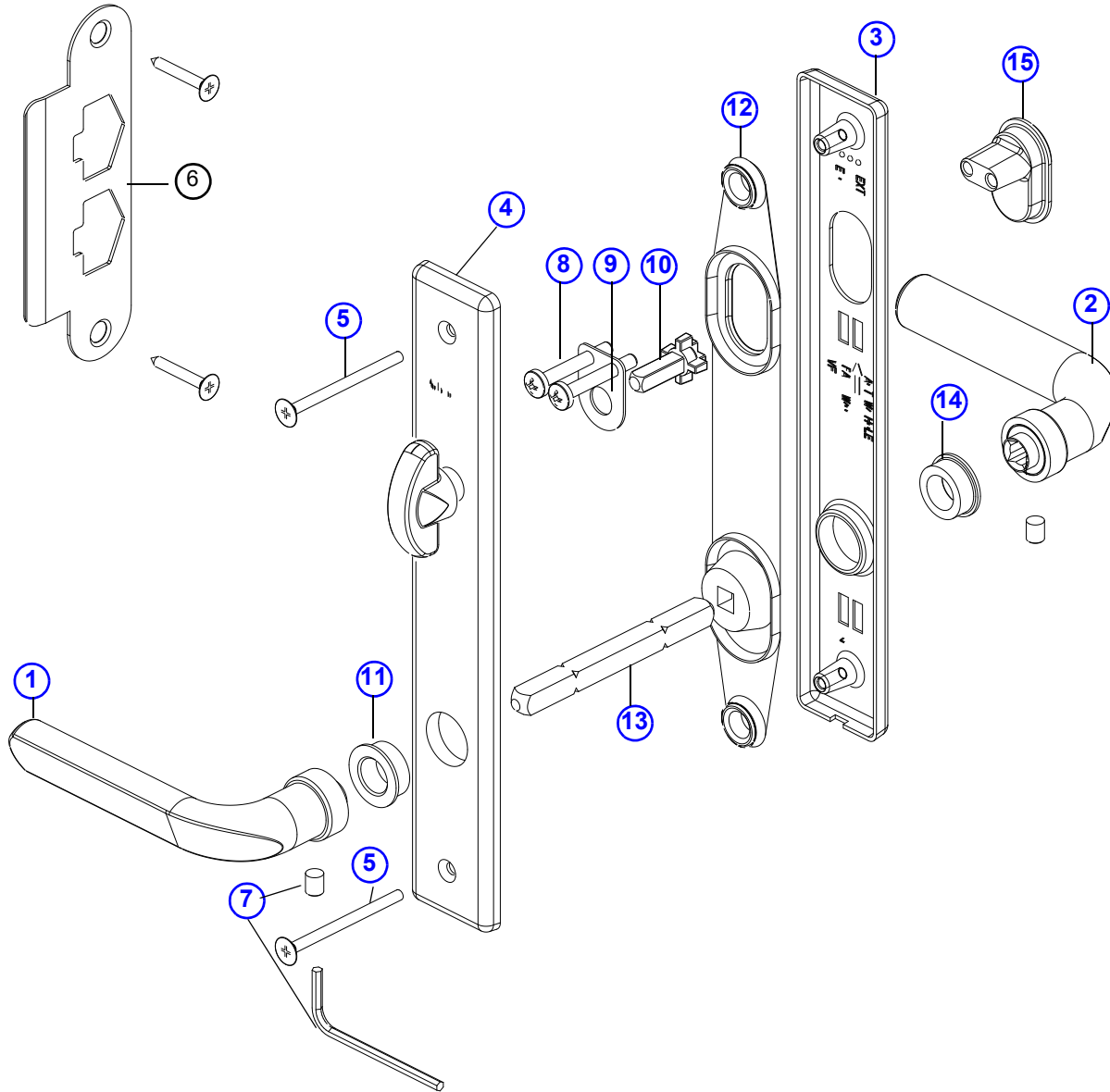
| Ref. No. | Package Includes | Finish | Order No. |
|----------|--|--------|-----------|
| 1 | 2 -screw, # 8 - 32 x 2 PH OH MS YZP | Stone | 2579767 |
| 2 | 2 - screw, 5mm x 35 PH Pan MS YXP | White | 2579766 |
| 6 | 2 - screw, #10 x 1" PH FH S/M/S | Black | 9184684 |
| 4 | 2 - screw, 1/4 - 20 UNC SS knurled cup point set | | |
| 5 | 1 - 1/8 allen wrench | | |

Hardware

Hardware - Anvers®

Note:

See [Accessory Guide 0005156](#).



- | | | |
|---|--|--|
| 1. Interior Handle (LH Shown) | 6. Strike Plate (Not Needed on outswing doors) | 11. Interior Nylon Bushing |
| 2. Exterior Handle (RH Shown) | 7. Handle Set Screw (Package) | 12. Trim Set Gasket |
| 3. Active Exterior Escutcheon Plate | 8. Key Cylinder Mounting Bolts | 13. Spindle |
| 4. Active Interior Escutcheon Plate | 9. Lock Limiting Plate | 14. Exterior Nylon Bushing |
| 5. Escutcheon Plate Bolts | 10. Lock Actuator | 15. Dummy Cylinder |

Anvers® Hinged Patio Door Hardware - Single Trim Set

A-Series Outswing Doors (2008 to Present)

Single Panel, 2-Panel, and Stationary Panel

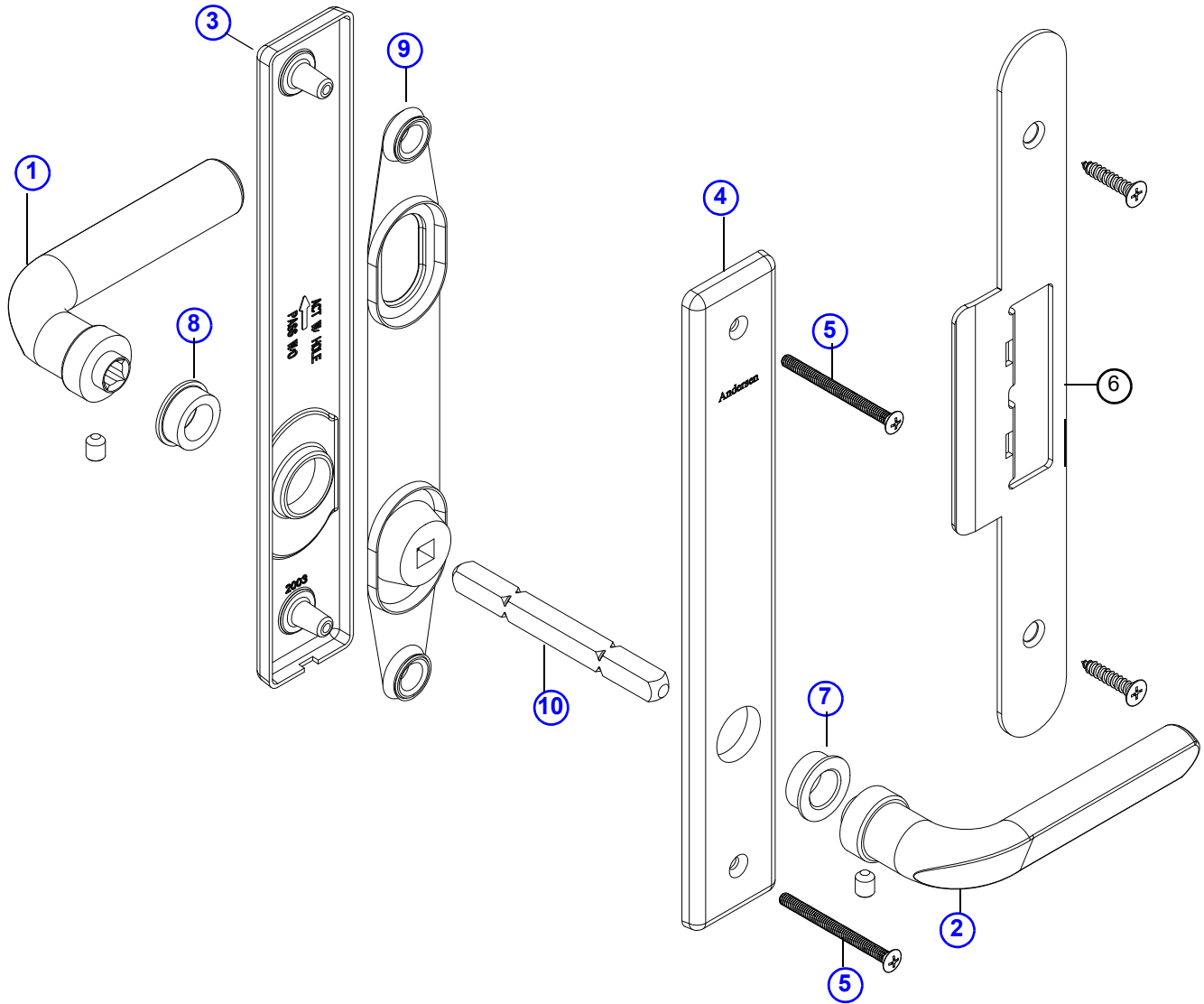
Hardware

Anvers® Hardware - Passive Hardware Illustration

Note:

See [Accessory Guide 0004286](#).

Note: Additional parts with Double Hardware Set



- | | |
|--|--|
| 1. Exterior Handle (LH Shown) | 6. AP/PA Strike Plate (Not Needed on outswing doors) |
| 2. Interior Handle (RH Shown) | 7. Interior Nylon Bushing |
| 3. Passive Exterior Escutcheon Plate | 8. Exterior Nylon Bushing |
| 4. Passive Interior Escutcheon Plate | 9. Trim Set Gasket |
| 5. Escutcheon Plate Bolts | 10. Spindle |

Anvers® Hinged Patio Door Hardware - Double Trim Set

Hardware

| Complete Trim Set - Anvers / Interior and Exterior See Illustration page 58 and page 59 | | | |
|--|-------------------|---------------|---------------------|
| | Finish | Single | Double AP/PA |
| | Bright Brass | 2578913 | 2578914 |
| | Oil Rubbed Bronze | 2578917 | 2578918 |
| | Satin Nickel | 2578915 | 2578916 |

| Trim Set - Anvers / Interior See Illustration page 51 | | | | |
|--|---------------|---------------|--------------|---------------------|
| | Finish | Single | | Double AP/PA |
| | | Left | Right | Order No. |
| Bright Brass | | 2572676 | 2572779 | 2572677 |
| Oil Rubbed Bronze | | 2572686 | 2572784 | 2572687 |
| Satin Nickel | | 2572692 | 2572787 | 2572693 |

| Trim Set - Anvers / Exterior See Illustration page 52 | | | | |
|--|---------------|---------------|--------------|---------------------|
| | Finish | Single | | Double AP/PA |
| | | Left | Right | Order No. |
| Bright Brass | | 2572632 | 2572757 | 2572633 |
| Oil Rubbed Bronze | | 2572642 | 2572762 | 2572643 |
| Satin Nickel | | 2572648 | 2572765 | 2572649 |

| Handle with Screws - Anvers Ref. No. 1 and 2 page 58 and page 59 | | | |
|---|-------------------|-------------|--------------|
| | Finish | Left | Right |
| | Bright Brass | 2573719 | 2573720 |
| | Oil Rubbed Bronze | 2573721 | 2573722 |
| | Satin Nickel | 2573723 | 2573724 |

| Escutcheon Plate - Anvers / Exterior Ref. No. 3 page 58 and page 59 | | | |
|--|-------------------|---------------|----------------|
| | Finish | Active | Passive |
| | Bright Brass | 2573741 | 2573742 |
| | Oil Rubbed Bronze | 2573745 | 2573746 |
| | Satin Nickel | 2573749 | 2573750 |

| Escutcheon Plate - Anvers / Interior Ref. No. 4 page 58 and page 59 | | | |
|--|-------------------|---------------|----------------|
| | Finish | Active | Passive |
| | Bright Brass | 2573739 | 2573740 |
| | Oil Rubbed Bronze | 2573743 | 2573744 |
| | Satin Nickel | 2573747 | 2573748 |

A-Series Outswing Doors (2008 to Present)

Single Panel, 2-Panel, and Stationary Panel

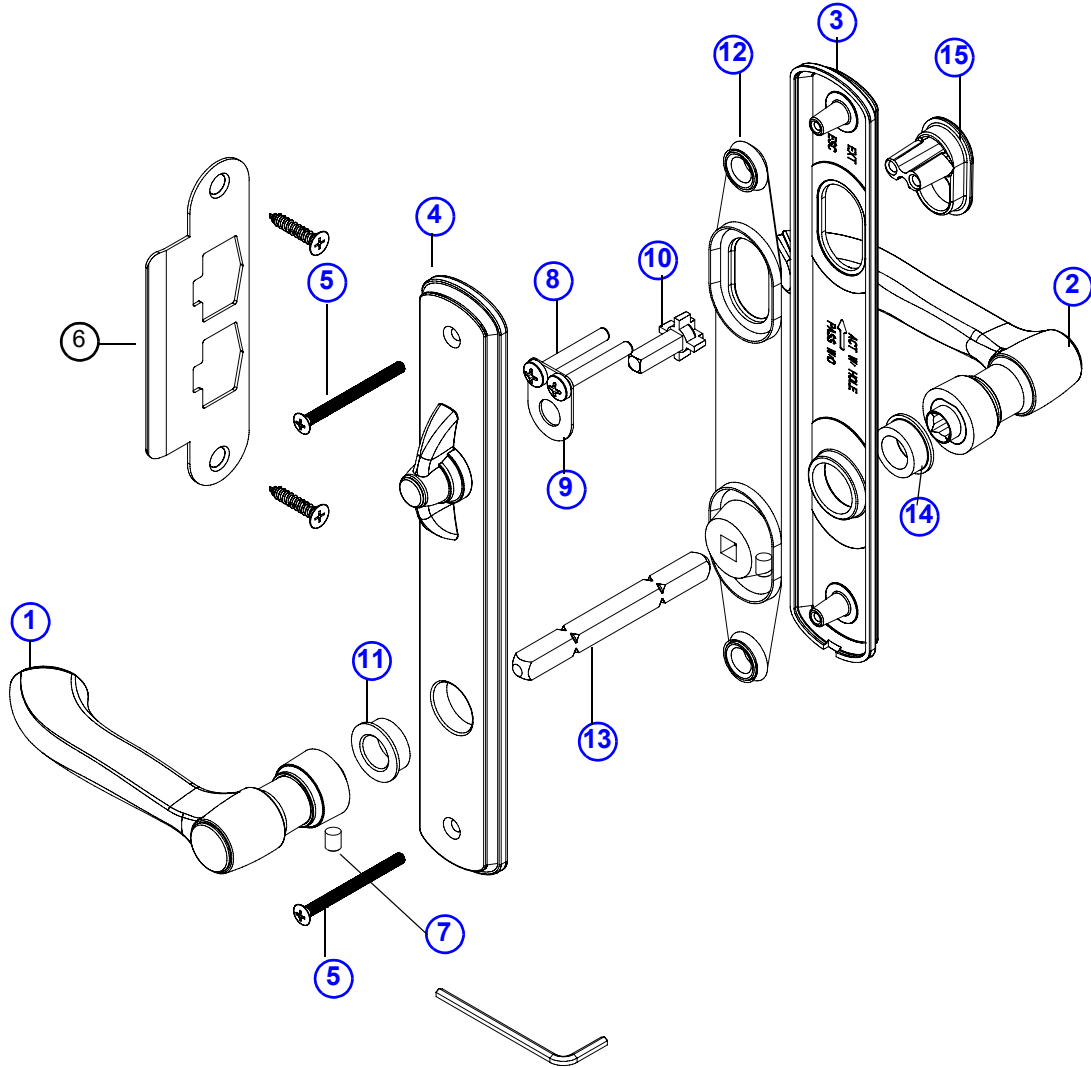
Hardware

Hardware - Albany

Albany Hardware - Single Trim Set Illustration

Note:

See [Accessory Guide 0005156](#).



- | | | |
|--|--|--|
| 1. Interior Handle (LH Shown) | 6. Strike Plate (Not Needed on outswing doors) | 11. Interior Nylon Bushing |
| 2. Exterior Handle (RH Shown) | 7. Handle Set Screw (Package) | 12. Trim Set Gasket |
| 3. Passive Exterior Escutcheon Plate | 8. Key Cylinder Mounting Bolts | 13. Spindle |
| 4. Passive Interior Escutcheon Plate | 9. Lock Limiting Plate | 14. Exterior Nylon Bushing |
| 5. Escutcheon Plate Bolts | 10. Lock Actuator | 15. Dummy Cylinder |

Albany Hardware for Hinged Doors - Single Trim Set

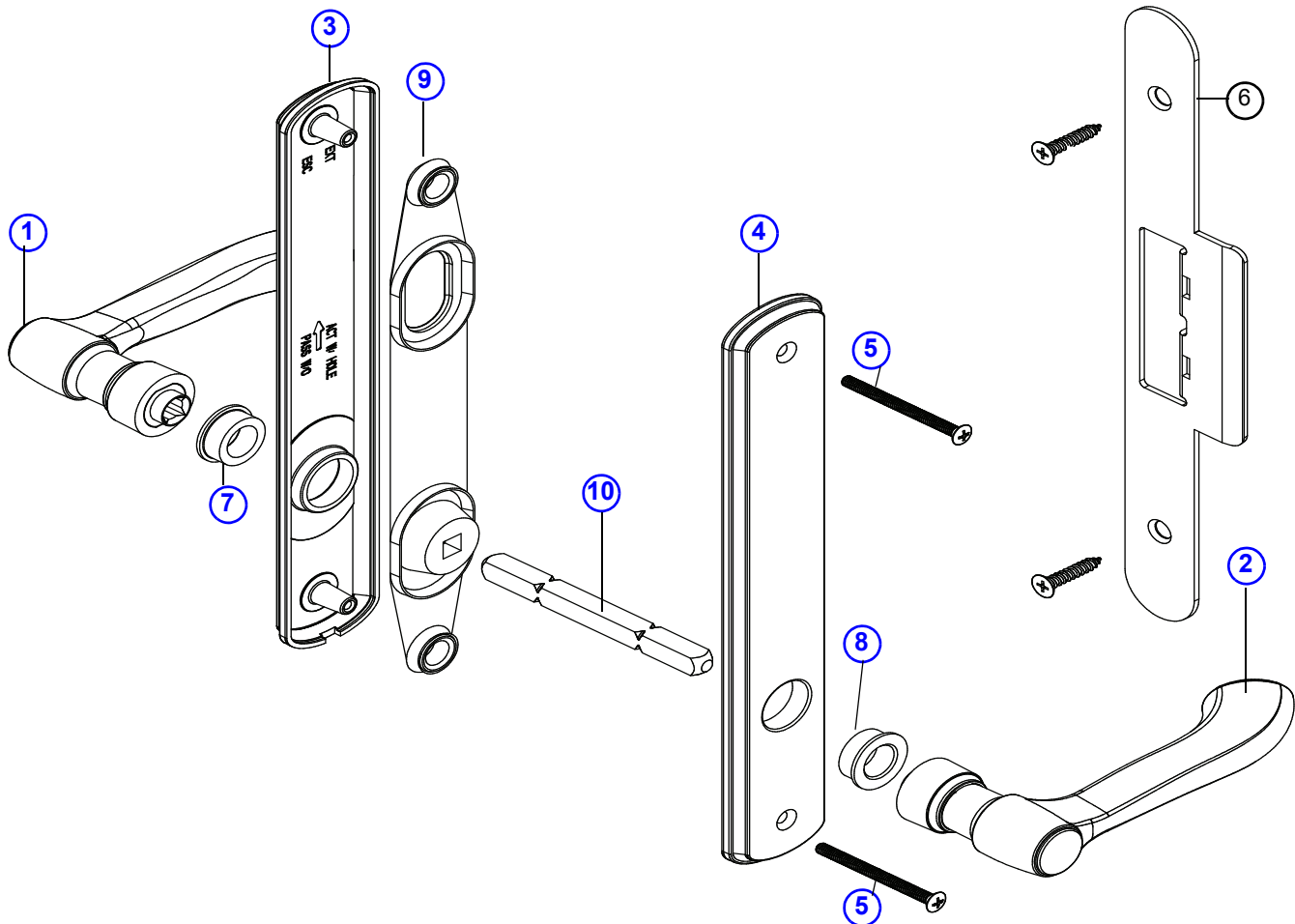
Hardware

Albany Hardware - Passive Hardware Illustration

Note:

See [Accessory Guide 0004286](#).

Note: Additional parts with Double Hardware Set



- | | |
|--|--|
| 1. Exterior Handle (LH Shown) | 6. AP/PA Strike Plate (Not Needed on outswing doors) |
| 2. Interior Handle (RH Shown) | 7. Interior Nylon Bushing |
| 3. Passive Exterior Escutcheon Plate | 8. Exterior Nylon Bushing |
| 4. Passive Interior Escutcheon Plate | 9. Trim Set Gasket |
| 5. Escutcheon Plate Bolts | 10. Spindle |

Albany Hardware for Hinged Doors - Double Trim Set

A-Series Outswing Doors (2008 to Present)

Single Panel, 2-Panel, and Stationary Panel

Hardware

| Complete Trim Set - Interior/Exterior (Albany) See Illustration page 61 and page 62 | | | |
|--|---------------|---------------|---------------------|
| | Finish | Single | Double AP/PA |
| | White | 9007546 | 9007550 |
| | Stone | 9007547 | 9007551 |
| | Gold Dust | N/A | N/A |
| | Black | 9007549 | 9007553 |

| Trim Set - Interior (Albany) See Illustration page 51 | | | | |
|--|---------------|---------------|--------------|---------------------|
| | Finish | Single | | Double AP/PA |
| | | Left | Right | Order No. |
| | White | 9007570 | 9007578 | 9007571 |
| | Stone | 9007572 | 9007579 | 9007573 |
| | Gold Dust | N/A | N/A | N/A |
| Black | 9007576 | 9007581 | 9007577 | |

| Trim Set - Exterior (Albany) See Illustration page 52 | | | | |
|--|---------------|---------------|--------------|---------------------|
| | Finish | Single | | Double AP/PA |
| | | Left | Right | Order No. |
| | White | 9007582 | 9007590 | 9007583 |
| | Stone | 9007584 | 9007591 | 9007585 |
| | Gold Dust | N/A | N/A | N/A |
| Black | 9007588 | 9007593 | 9007589 | |

| Lever Handle with Screws (Albany) Ref. No. 1 and 2 page 61 and page 62 | | | |
|---|---------------|-------------|--------------|
| | Finish | Left | Right |
| | White | 9018906 | 9018907 |
| | Stone | 9018908 | 9018909 |
| | Gold Dust | N/A | N/A |
| | Black | 9018912 | 9018913 |

| Escutcheon Plate - Interior (Albany) Ref. No. 4 page 61 and page 62 | | | |
|--|---------------|---------------|----------------------|
| | Finish | Active | Passive AP/PA |
| | White | 9018941 | 9018949 |
| | Stone | 9018942 | 9018950 |
| | Gold Dust | 9018943 | N/A |
| | Black | 9018944 | 9018952 |

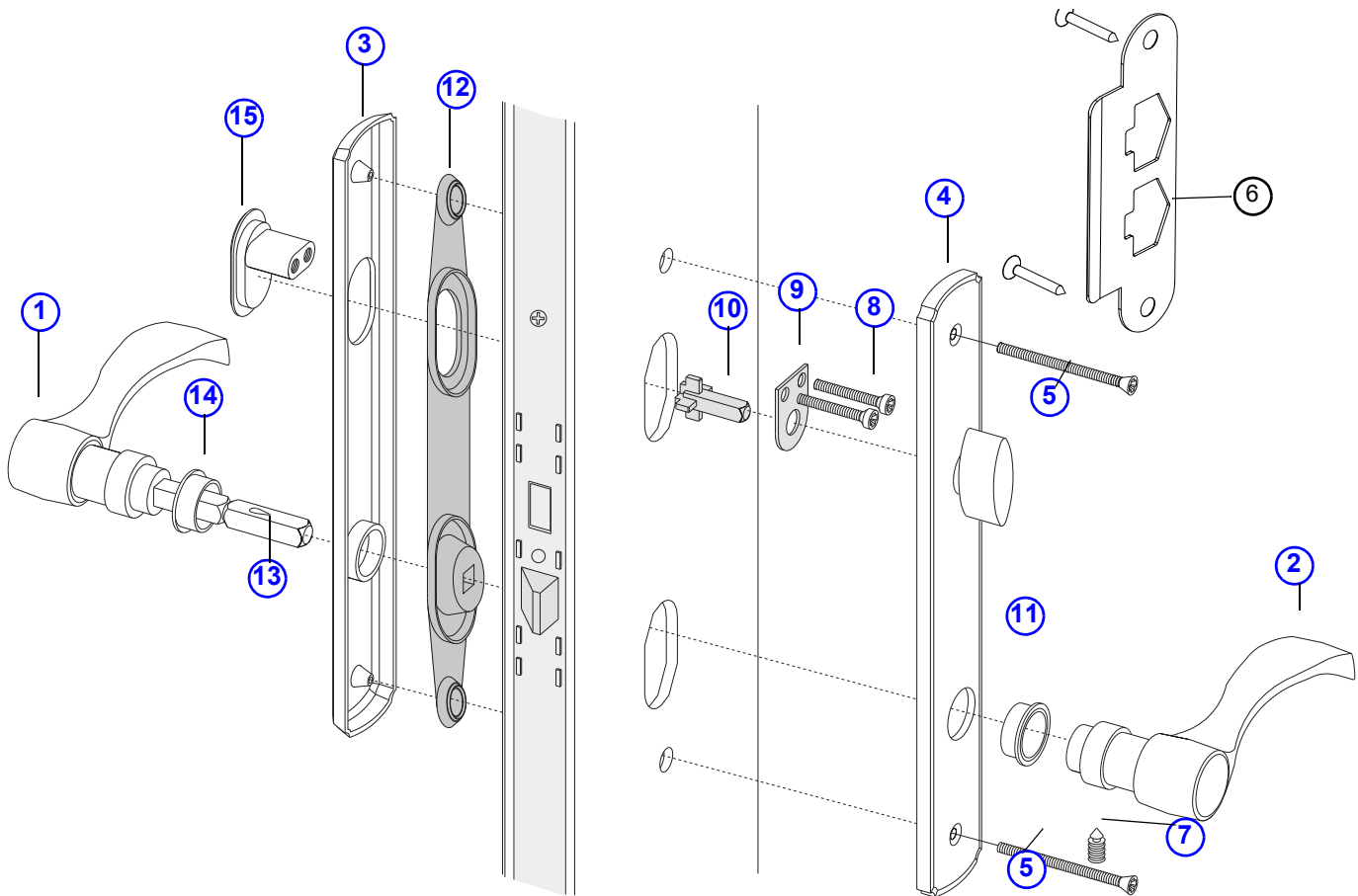
| Escutcheon Plate - Exterior (Albany) Ref. No. 3 page 61 and page 62 | | | |
|--|---------------|---------------|----------------------|
| | Finish | Active | Passive AP/PA |
| | White | 9018937 | 9018945 |
| | Stone | 9018938 | 9018946 |
| | Gold Dust | 9018939 | N/A |
| | Black | 9018940 | 9018948 |

Hardware

Hardware - Newbury®

Note:

Estate hardware on Frenchwood Hinged doors manufactured from 1999 to 2004 uses Newbury replacement hardware. See [Accessory Guide 0005156](#).



- | | | |
|---|--|--|
| 1. Exterior Handle (LH Shown) | 6. Strike Plate (Not Needed on outswing doors) | 11. Interior Nylon Bushing |
| 2. Interior Handle (RH Shown) | 7. Handle Set Screw (Package) | 12. Trim Set Gasket |
| 3. Active Exterior Escutcheon Plate | 8. Key Cylinder Mounting Bolts | 13. Spindle |
| 4. Active Interior Escutcheon Plate | 9. Lock Limiting Plate | 14. Exterior Nylon Bushing |
| 5. Escutcheon Plate Bolts | 10. Lock Actuator | 15. Dummy Cylinder |

Newbury® Hardware for Hinged Doors - Single Trim Set

A-Series Outswing Doors (2008 to Present)

Single Panel, 2-Panel, and Stationary Panel

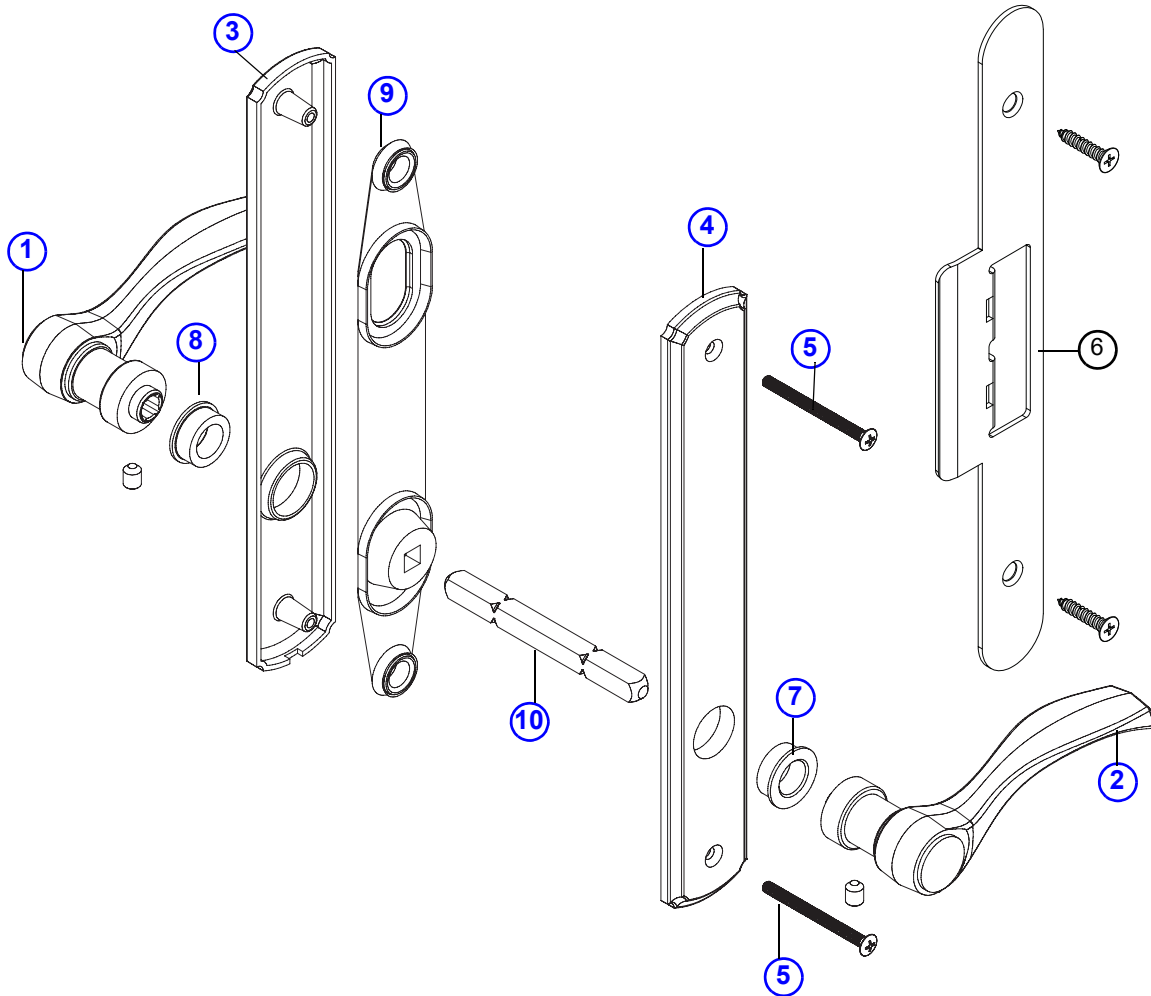
Hardware

Newbury® Hardware - Passive Hardware Illustration

Note:

See [Accessory Guide 0004286](#).

Note: Additional parts with Double Hardware Set



- | | |
|--|--|
| 1. Exterior Handle (LH Shown) | 6. AP/PA Strike Plate (Not Needed on outswing doors) |
| 2. Interior Handle (RH Shown) | 7. Interior Nylon Bushing |
| 3. Passive Exterior Escutcheon Plate | 8. Exterior Nylon Bushing |
| 4. Passive Interior Escutcheon Plate | 9. Trim Set Gasket |
| 5. Escutcheon Plate Bolts | 10. Spindle |

Newbury® Hardware for Hinged Doors - Double Trim Set

Hardware

Complete Trim Set - Newbury / Interior and Exterior See Illustration [page 64](#) and [page 65](#)

| | Finish | Single | Double AP/PA |
|-------------------|---------------|---------|--------------|
| | Antique Brass | 2577504 | 2577521 |
| Brushed Chrome | 2579746 | 2579747 | 2579747 |
| Chrome | 2577501 | 2577533 | 2577533 |
| H.P. Brass | 2577543 | 2577544 | 2577544 |
| Oil Rubbed Bronze | 2579742 | 2579743 | 2579743 |
| Satin Nickel | 2579443 | 2579455 | 2579455 |



Trim Set - Newbury / Interior See Illustration [page 51](#)

| | Finish | Single | | Double AP/PA |
|-------------------|---------|---------|---------|--------------|
| | | Left | Right | Order No. |
| Antique Brass | 2572666 | 2572774 | 2572667 | 2572667 |
| Brushed Chrome | N/A | N/A | NA | NA |
| Chrome | N/A | N/A | N/A | N/A |
| H.P. Brass | 2572664 | 2572773 | 2572665 | 2572665 |
| Oil Rubbed Bronze | 2572672 | 2572777 | 2572673 | 2572673 |
| Satin Nickel | 2572674 | 2572778 | 2572675 | 2572675 |

Trim Set - Newbury / Exterior See Illustration [page 52](#)

| | Finish | Single | | Double AP/PA |
|-------------------|---------|---------|---------|--------------|
| | | Left | Right | Order No. |
| Antique Brass | 2572607 | 2572752 | 2572608 | 2572608 |
| Brushed Chrome | N/A | NA | N/A | N/A |
| Chrome | N/A | N/A | N/A | N/A |
| H.P. Brass | 2572605 | 2572751 | 2572606 | 2572606 |
| Oil Rubbed Bronze | 2572628 | 2572755 | 2572629 | 2572629 |
| Satin Nickel | 2572630 | 2572756 | 2572631 | 2572631 |

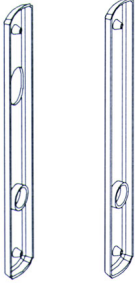
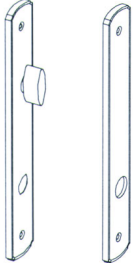
Handle with Screws - Newbury Ref. No. 1 and 2 [page 64](#) and [page 65](#)

|  Right Hand |  Left Hand | Finish | Left | Right |
|---|--|---------------|---------|---------|
| | | Antique Brass | 2579610 | 2579614 |
| Brushed Chrome | N/A | N/A | N/A | |
| Chrome | 2579597 | 2579598 | 2579598 | |
| H.P. Brass | 2579611 | 2579612 | 2579612 | |
| Oil Rubbed Bronze | 2579901 | 2579903 | 2579903 | |
| Satin Nickel | 2579441 | 2579442 | 2579442 | |

A-Series Outswing Doors (2008 to Present)

Single Panel, 2-Panel, and Stationary Panel

Hardware

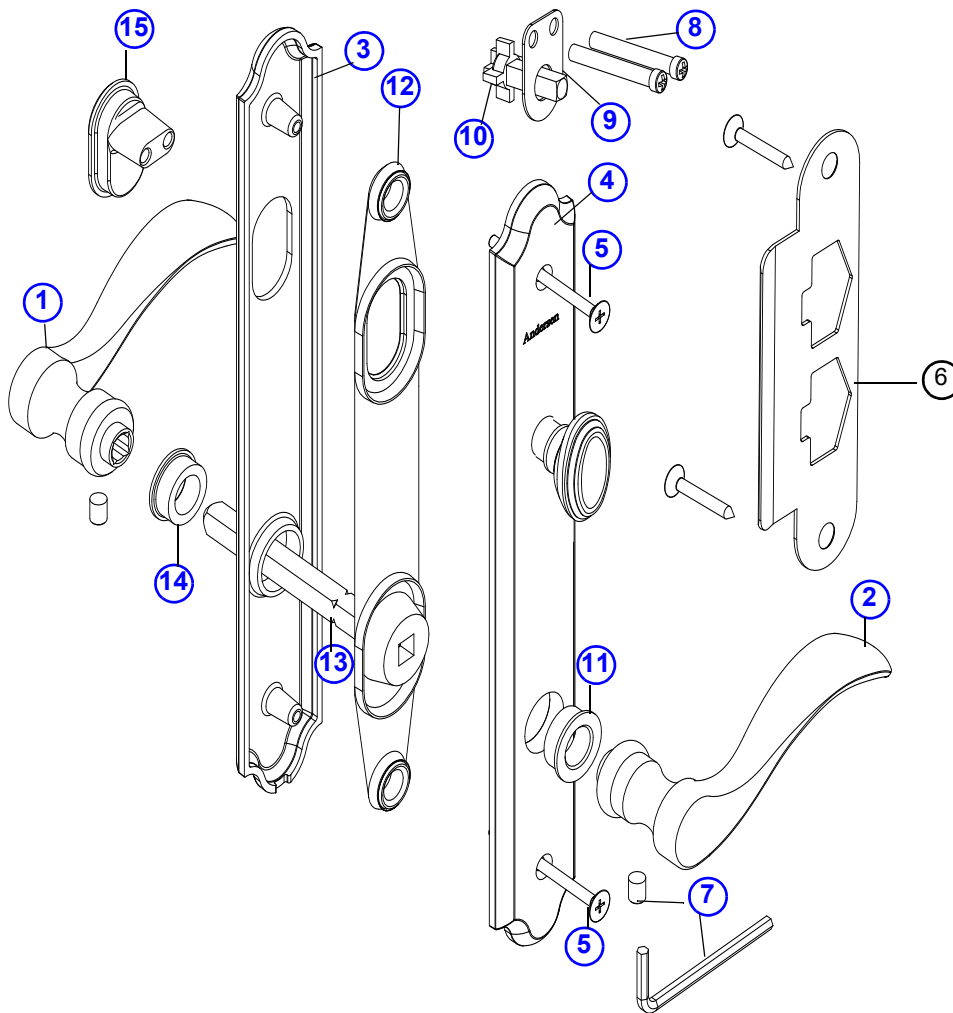
| Escutcheon Plate - Newbury / Exterior Ref. No. 3 page 64 and page 65 | | | | |
|--|--|-------------------|---------|---------|
|  <p>Active Passive</p> | | Finish | Active | Passive |
| | | Antique Brass | 2579606 | 2579680 |
| | | Brushed Chrome | 2579914 | 2579916 |
| | | Chrome | 2579588 | 2579604 |
| | | H.P. Brass | 2579605 | 2579601 |
| | | Oil Rubbed Bronze | 2579913 | 2579915 |
| | | Satin Nickel | 2579449 | 2579448 |
| Escutcheon Plate - Newbury / Interior page 64 and page 65 | | | | |
|  <p>Active Passive</p> | | Finish | Active | Passive |
| | | Antique Brass | 2579602 | 2579674 |
| | | Brushed Chrome | 2579912 | 2579910 |
| | | Chrome | 2579587 | 2579603 |
| | | H.P. Brass | 2579609 | 2579589 |
| | | Oil Rubbed Bronze | 2579911 | 2579909 |
| | | Satin Nickel | 2579446 | 2579447 |

Hardware

Hardware - Covington™

Note:

See [Accessory Guide 0005156](#).



- | | | |
|---|--|--|
| 1. Exterior Handle (LH Shown) | 6. Strike Plate (Not Needed on outswing doors) | 11. Interior Nylon Bushing |
| 2. Interior Handle (RH Shown) | 7. Handle Set Screw (Package) | 12. Trim Set Gasket |
| 3. Active Exterior Escutcheon Plate | 8. Key Cylinder Mounting Bolts | 13. Spindle |
| 4. Active Interior Escutcheon Plate | 9. Lock Limiting Plate | 14. Exterior Nylon Bushing |
| 5. Escutcheon Plate Bolts | 10. Lock Actuator | 15. Dummy Cylinder |

Covington™ Hardware for Hinged Doors - Single Trim Set

A-Series Outswing Doors (2008 to Present)

Single Panel, 2-Panel, and Stationary Panel

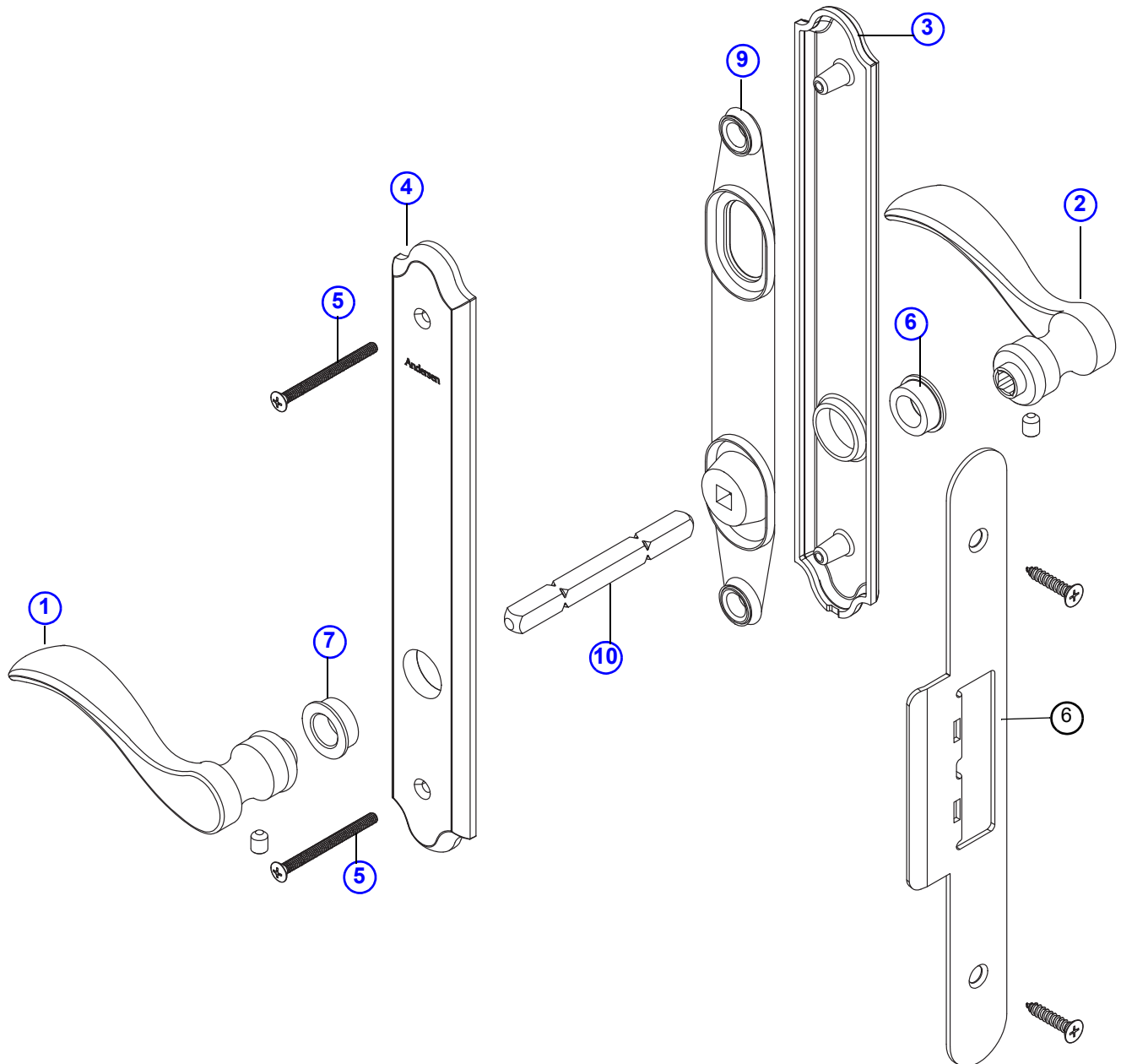
Hardware

Covington™ Hardware - Passive Hardware Illustration

Note:

See [Accessory Guide 0004286](#).

Note: Additional parts with Double Hardware Set



1. [Exterior Handle \(LH Shown\)](#)
2. [Interior Handle \(RH Shown\)](#)
3. [Passive Exterior Escutcheon Plate](#)
4. [Passive Interior Escutcheon Plate](#)
5. [Escutcheon Plate Bolts](#)
6. AP/PA Strike Plate (Not Needed on outswing doors)
7. [Interior Nylon Bushing](#)
8. [Exterior Nylon Bushing](#)
9. [Trim Set Gasket](#)
10. [Spindle](#)

Covington™ Hardware for Hinged Doors - Double Trim Set

Hardware

| Complete Trim Set - Covington / Interior and Exterior See Illustration page 68 and page 69 | | | |
|---|-------------------|---------------|---------------------|
| | Finish | Single | Double AP/PA |
| | Antique Brass | 2578937 | 2578938 |
| | Bright Brass | 2578935 | 2578936 |
| | Oil Rubbed Bronze | 2578941 | 2578942 |

| Trim Set - Covington / Interior See Illustration page 51 | | | | |
|---|-------------------|---------------|--------------|---------------------|
| | Finish | Single | | Double AP/PA |
| | | Left | Right | Order No. |
| | Antique Brass | N/A | N/A | N/A |
| | Bright Brass | NA | NA | N/A |
| | Oil Rubbed Bronze | NA | NA | N/A |

| Trim Set - Covington / Exterior See Illustration page 52 | | | | |
|---|-------------------|---------------|--------------|---------------------|
| | Finish | Single | | Double AP/PA |
| | | Left | Right | Order No. |
| | Antique Brass | N/A | N/A | N/A |
| | Bright Brass | NA | N/A | N/A |
| | Oil Rubbed Bronze | N/A | N/A | N/A |

| Handle with Screws - Covington Ref. No. 1 and 2 page 68 and page 69 | | | |
|--|-------------------|-------------|--------------|
| | Finish | Left | Right |
| | Antique Brass | 2573733 | N/A |
| | Bright Brass | 2573735 | 2573736 |
| | Oil Rubbed Bronze | N/A | 2573738 |

| Escutcheon Plate - Covington / Exterior Ref. No. 3 page 68 and page 69 | | | |
|---|-------------------|---------------|----------------|
| | Finish | Active | Passive |
| | Antique Brass | 2573769 | 2573770 |
| | Bright Brass | 2573773 | N/A |
| | Oil Rubbed Bronze | 2573777 | 2573778 |

| Escutcheon Plate - Covington / Interior Ref. No. 3 page 68 and page 69 | | | |
|---|-------------------|---------------|----------------|
| | Finish | Active | Passive |
| | Antique Brass | 2573767 | 2573768 |
| | Bright Brass | 2573771 | 2573772 |
| | Oil Rubbed Bronze | 2573775 | 2573776 |

A-Series Outswing Doors (2008 to Present)

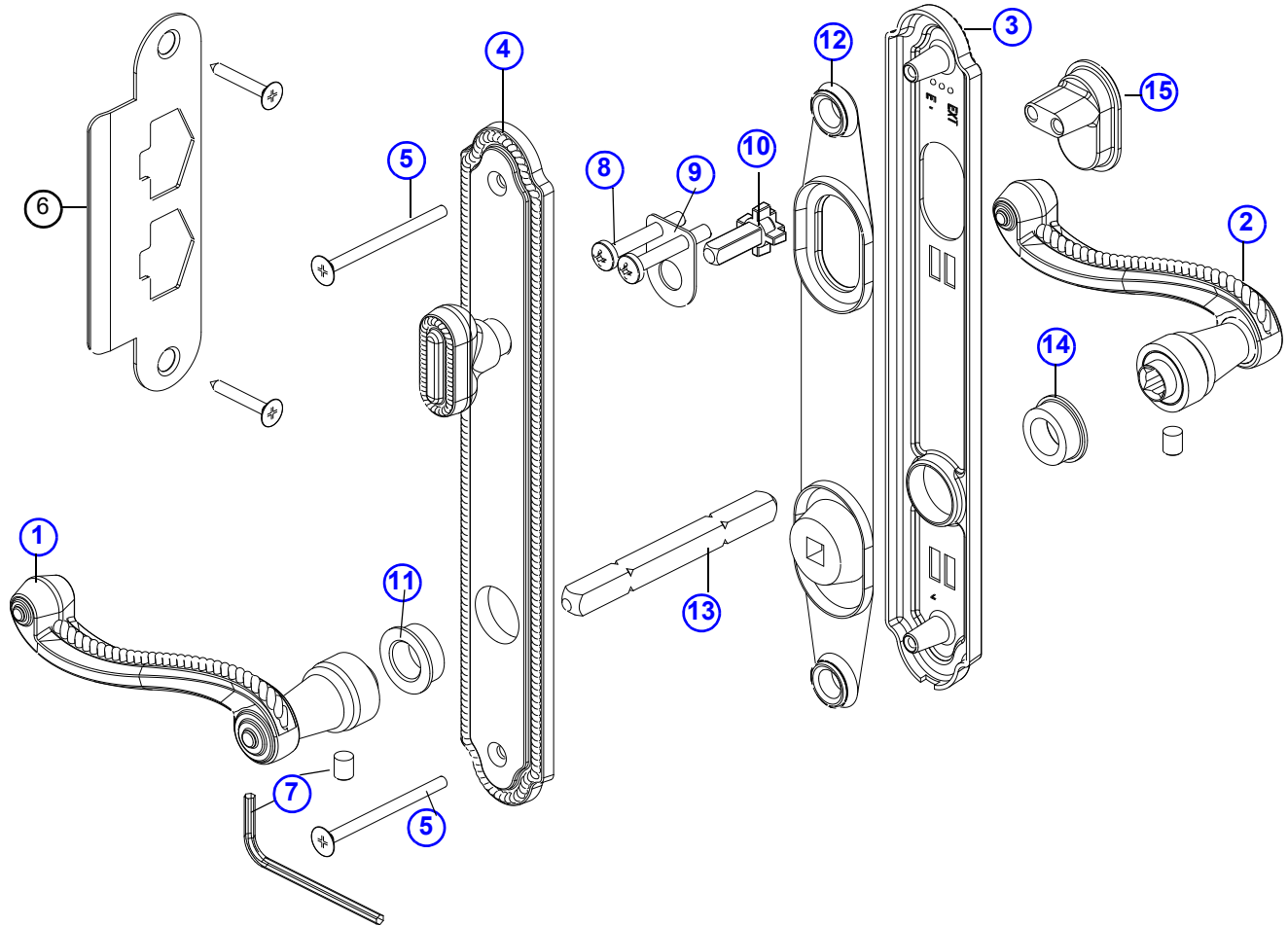
Single Panel, 2-Panel, and Stationary Panel

Hardware

Hardware - Whitmore®

Note:

See [Accessory Guide 0005156](#).



- | | | |
|---|--|--|
| 1. Interior Handle (LH Shown) | 6. Strike Plate (Not Needed on outswing doors) | 11. Interior Nylon Bushing |
| 2. Exterior Handle (RH Shown) | | 12. Trim Set Gasket |
| 3. Active Exterior Escutcheon Plate | 7. Handle Set Screw (Package) | 13. Spindle |
| 4. Active Interior Escutcheon Plate | 8. Key Cylinder Mounting Bolts | 14. Exterior Nylon Bushing |
| 5. Escutcheon Plate Bolts | 9. Lock Limiting Plate | 15. Dummy Cylinder |
| | 10. Lock Actuator | |

Whitmore® Hinged Patio Door Hardware - Single Trim Set

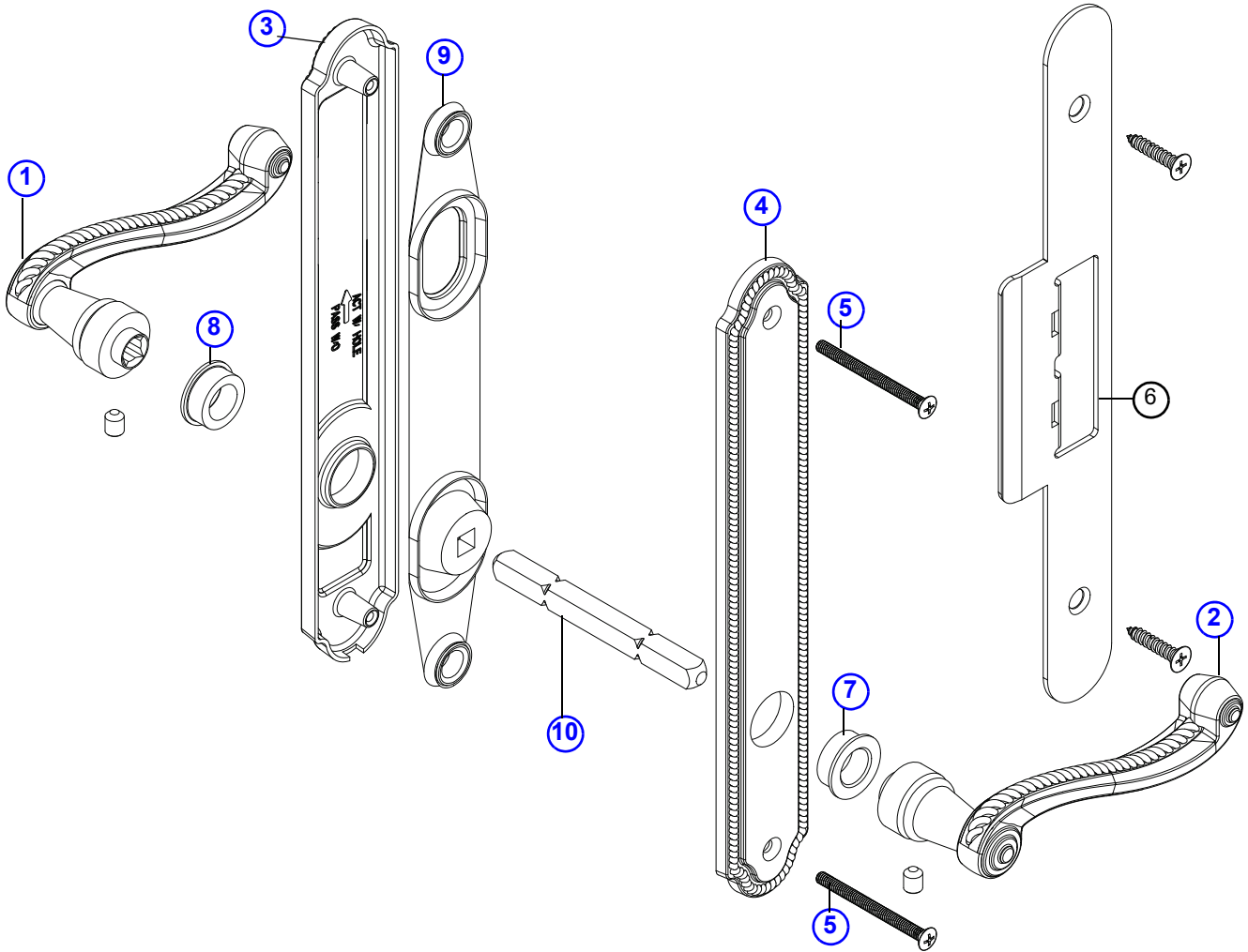
Hardware

Whitmore® Hardware - Passive Hardware Illustration

Note:

See [Accessory Guide 0004286](#).

Note: Additional parts with Double Hardware Set



- | | |
|--|--|
| 1. Exterior Handle (LH Shown) | 4. AP/PA Strike Plate (Not Needed on outswing doors) |
| 2. Interior Handle (RH Shown) | 7. Interior Nylon Bushing |
| 3. Passive Exterior Escutcheon Plate | 8. Exterior Nylon Bushing |
| 4. Passive Interior Escutcheon Plate | 9. Trim Set Gasket |
| 5. Escutcheon Plate Bolts | 10. Spindle |

Whitmore® Hinged Patio Door Hardware - Double Trim Set

A-Series Outswing Doors (2008 to Present)

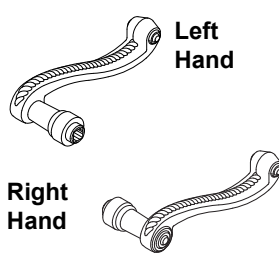
Single Panel, 2-Panel, and Stationary Panel

Hardware

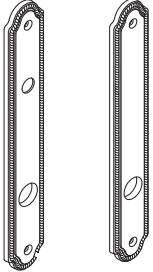
| Complete Trim Set - Whitmore / Interior and Exterior See Illustration page 71 and page 72 | | | |
|---|-------------------|---------|--------------|
| | Finish | Single | Double AP/PA |
| | Antique Brass | 2578923 | 2578924 |
| | Bright Brass | 2578919 | 2578920 |
| | Oil Rubbed Bronze | 2578925 | 2578926 |
| | Satin Nickel | 2578921 | 2578922 |

| Trim Set - Whitmore / Interior See Illustration page 51 | | | | |
|---|-------------------|--------|-------|--------------|
| | Finish | Single | | Double AP/PA |
| | | Left | Right | Order No. |
| | Antique Brass | N/A | N/A | N/A |
| | Bright Brass | N/A | NA | N/A |
| | Oil Rubbed Bronze | N/A | N/A | N/A |
| | Satin Nickel | N/A | N/A | NA |

| Trim Set - Whitmore / Exterior See Illustration page 52 | | | | |
|---|-------------------|--------|-------|--------------|
| | Finish | Single | | Double AP/PA |
| | | Left | Right | Order No. |
| | Antique Brass | N/A | N/A | N/A |
| | Bright Brass | N/A | N/A | N/A |
| | Oil Rubbed Bronze | N/A | N/A | N/A |
| | Satin Nickel | N/A | N/A | NA |

| Handle with Screws - Whitmore Ref. No. 1 and 2 page 71 and page 72 | | | |
|--|-------------------|---------|---------|
|  <p>Left Hand</p> <p>Right Hand</p> | Finish | Left | Right |
| | Antique Brass | 2573725 | 2573726 |
| | Bright Brass | 2573727 | 2573728 |
| | Oil Rubbed Bronze | 2573729 | 2573730 |
| | Satin Nickel | 2573731 | 2573732 |

Hardware

| Escutcheon Plate - Whitmore / Exterior Ref. No. 3 page 71 and page 72 | | | | |
|---|--|-------------------|---------|---------|
|  | | Finish | Active | Passive |
| | | Antique Brass | 2573753 | 2573754 |
| | | Bright Brass | 2573757 | N/A |
| | | Oil Rubbed Bronze | 2573761 | 2573762 |
| | | Satin Nickel | 2573765 | 2573766 |

| Escutcheon Plate - Whitmore / Interior Ref. No. 3 page 71 and page 72 | | | | |
|---|--|-------------------|---------|---------|
| | | Finish | Active | Passive |
| | | Antique Brass | 2573751 | 2573752 |
| | | Bright Brass | 2573755 | 2573756 |
| | | Oil Rubbed Bronze | 2573759 | 2573760 |
| | | Satin Nickel | 2573763 | 2573764 |

A-Series Outswing Doors (2008 to Present)

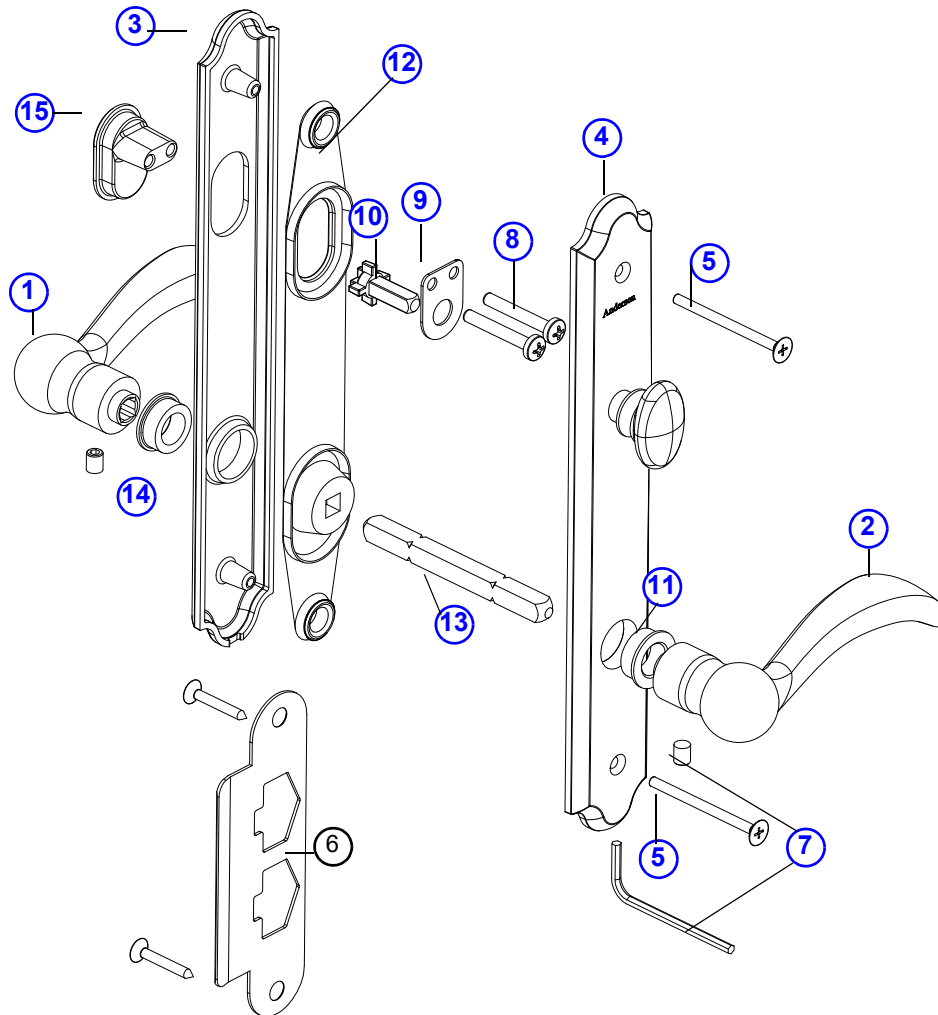
Single Panel, 2-Panel, and Stationary Panel

Hardware

Hardware - Encino®

Note:

See [Accessory Guide 0005156](#).



- | | | |
|---|--|--|
| 1. Exterior Handle (LH Shown) | 6. Strike Plate (Not Needed on outswing doors) | 11. Interior Nylon Bushing |
| 2. Interior Handle (RH Shown) | 7. Handle Set Screw (Package) | 12. Trim Set Gasket |
| 3. Active Exterior Escutcheon Plate | 8. Key Cylinder Mounting Bolts | 13. Spindle |
| 4. Active Interior Escutcheon Plate | 9. Lock Limiting Plate | 14. Exterior Nylon Bushing |
| 5. Escutcheon Plate Bolts | 10. Lock Actuator | 15. Dummy Cylinder |

Encino® Hinged Patio Door Hardware - Single Trim Set

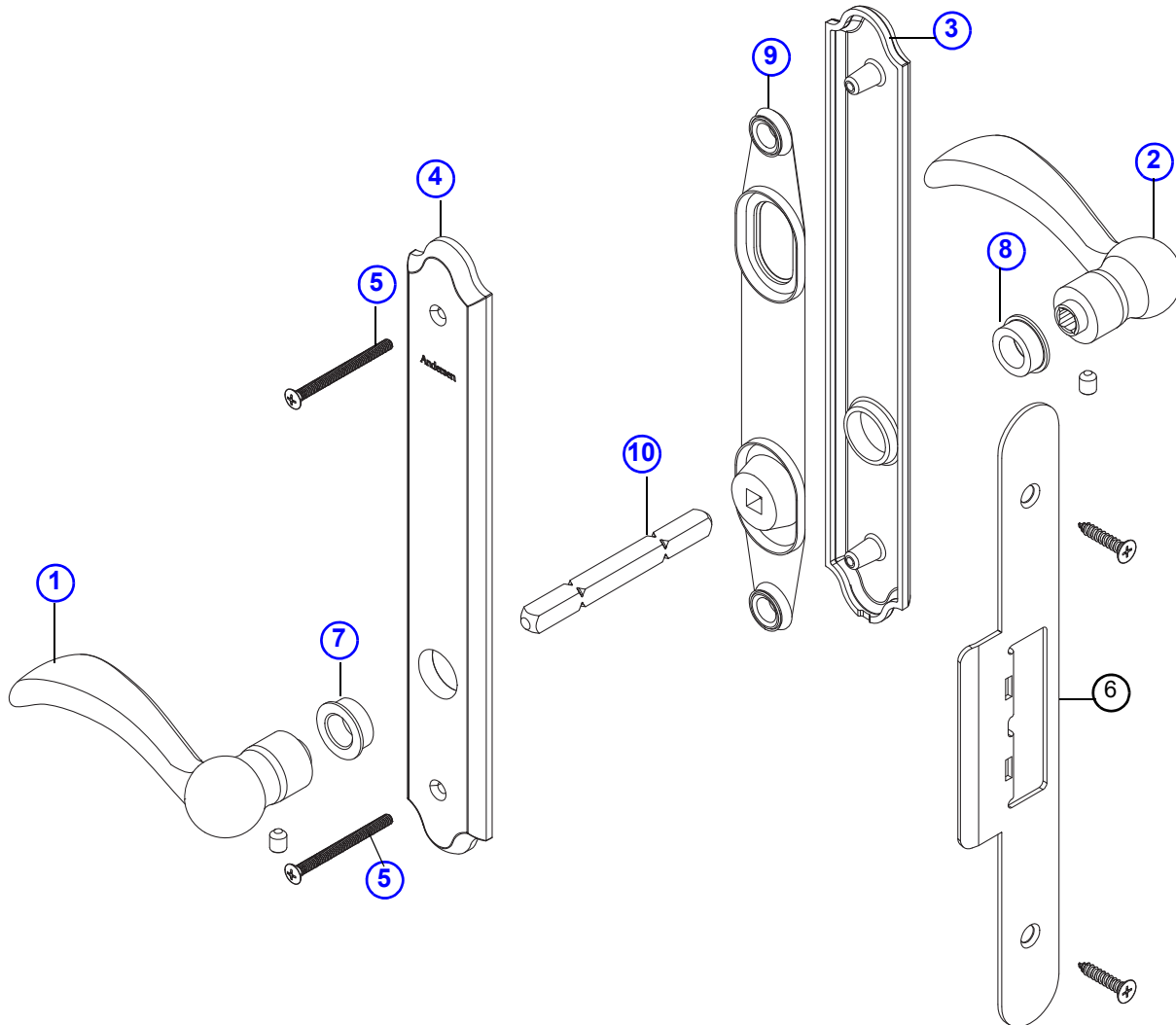
Hardware

Encino® Hardware - Passive Hardware Illustration

Note:

See [Accessory Guide 0004286](#).

Note: Additional parts with Double Hardware Set



- | | |
|--|--|
| 1. Exterior Handle (LH Shown) | 6. AP/PA Strike Plate (Not Needed on outswing doors) |
| 2. Interior Handle (RH Shown) | 7. Interior Nylon Bushing |
| 3. Passive Exterior Escutcheon Plate | 8. Exterior Nylon Bushing |
| 4. Passive Interior Escutcheon Plate | 9. Trim Set Gasket |
| 5. Escutcheon Plate Bolts | 10. Spindle |

Encino® Hinged Patio Door Hardware - Double Trim Set

A-Series Outswing Doors (2008 to Present)

Single Panel, 2-Panel, and Stationary Panel

Hardware

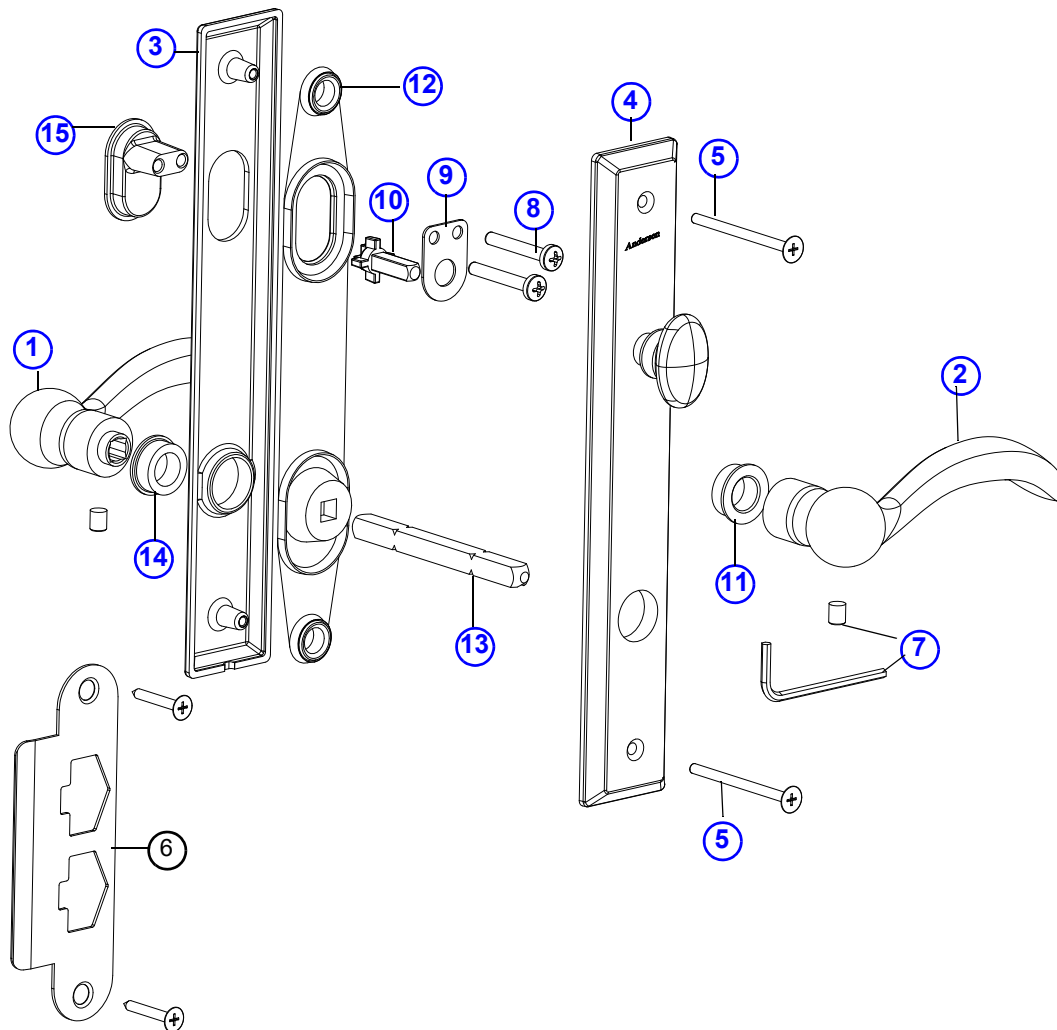
| Complete Trim Set - Encino / Interior and Exterior See Illustration page 75 and page 76 | | | | |
|--|-------------------|---------------|----------------|---------------------|
| | Finish | Single | | Double AP/PA |
| | Distressed Bronze | 2578927 | | 2578928 |
| | Distressed Nickel | 2578929 | | 2578930 |
| Trim Set - Encino / Interior See Illustration page 51 | | | | |
| | Finish | Single | | Double AP/PA |
| | | Left | Right | Order No. |
| | Distressed Bronze | 2572696 | 2572789 | 2572697 |
| Distressed Nickel | 2572701 | 2572791 | 2572702 | |
| Trim Set - Encino / Exterior See Illustration page 52 | | | | |
| | Finish | Single | | Double AP/PA |
| | | Left | Right | Order No. |
| | Distressed Bronze | 2572652 | 2572767 | 2572653 |
| Distressed Nickel | 2572656 | 2572769 | 2572657 | |
| Handle with Screws - Encino Ref. No. 1 and 2 page 75 and page 76 | | | | |
| | Finish | Left | Right | |
| | Distressed Bronze | 2573789 | 2573790 | |
| | Distressed Nickel | 2573791 | 2573792 | |
| Escutcheon Plate - Encino / Exterior No. 3 and 4 page 75 and page 76 | | | | |
| | Finish | Active | Passive | |
| | Distressed Bronze | 2573804 | 2573805 | |
| | Distressed Nickel | 2573808 | 2573809 | |
| Escutcheon Plate - Encino / Interior No. 3 and 4 page 75 and page 76 | | | | |
| | Finish | Active | Passive | |
| | Distressed Bronze | 2573802 | 2573803 | |
| | Distressed Nickel | 2573806 | 2573807 | |

Hardware

Hardware - Yuma®

Note:

See [Accessory Guide 0005156](#).



- | | | |
|---|--|--|
| 1. Exterior Handle (LH Shown) | 6. Strike Plate (Not Needed on outswing doors) | 11. Interior Nylon Bushing |
| 2. Interior Handle (RH Shown) | 7. Handle Set Screw (Package) | 12. Trim Set Gasket |
| 3. Active Exterior Escutcheon Plate | 8. Key Cylinder Mounting Bolts | 13. Spindle |
| 4. Active Interior Escutcheon Plate | 9. Lock Limiting Plate | 14. Exterior Nylon Bushing |
| 5. Escutcheon Plate Bolts | 10. Lock Actuator | 15. Dummy Cylinder |

Yuma® Hinged Patio Door Hardware - Single Trim Set

A-Series Outswing Doors (2008 to Present)

Single Panel, 2-Panel, and Stationary Panel

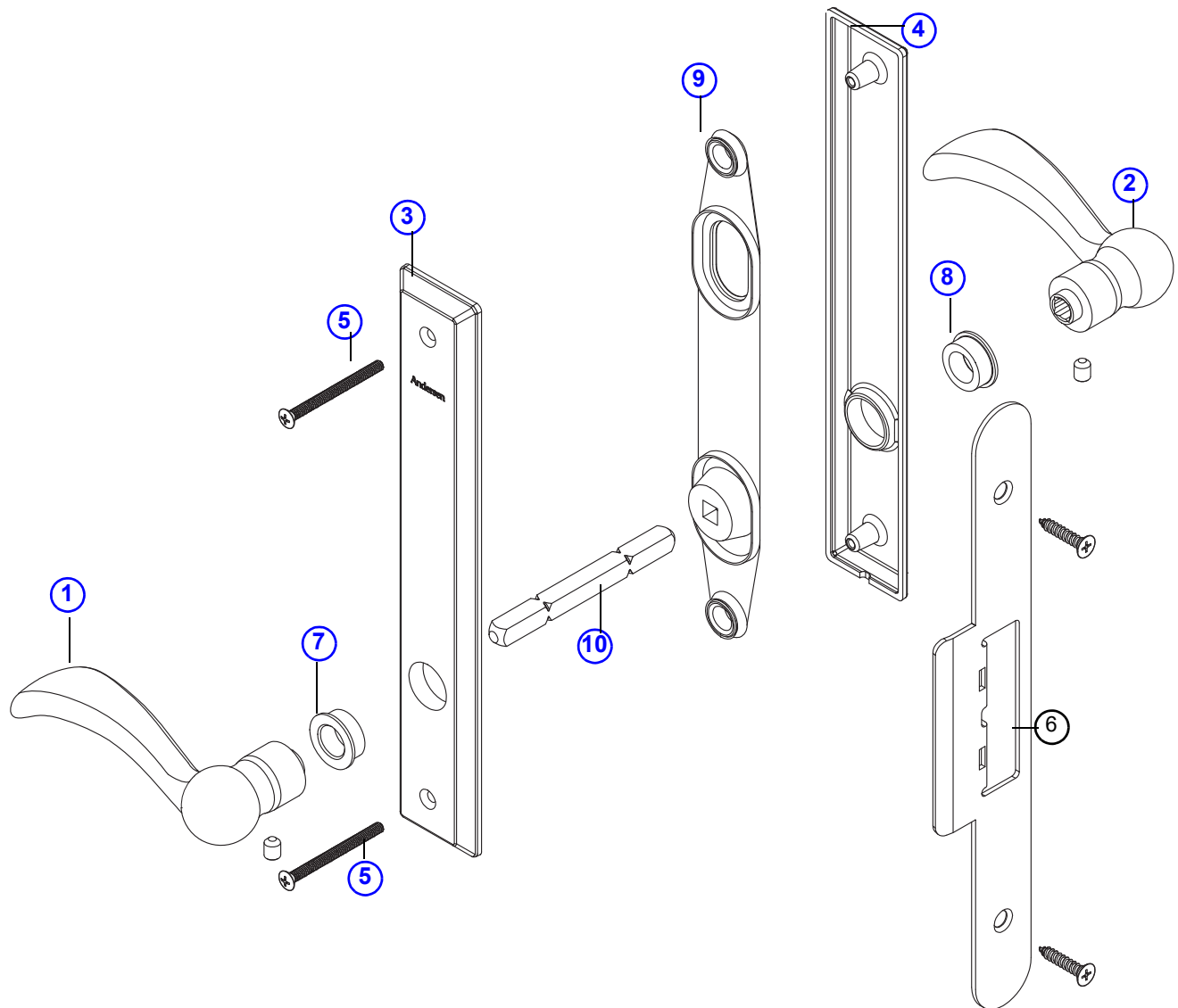
Hardware

Yuma® Hardware - Passive Hardware Illustration

Note:

See [Accessory Guide 0004286](#).

Note: Additional parts with Double Hardware Set



- | | |
|--|--|
| 1. Exterior Handle (LH Shown) | 6. AP/PA Strike Plate (Not Needed on outswing doors) |
| 2. Interior Handle (RH Shown) | 7. Interior Nylon Bushing |
| 3. Passive Exterior Escutcheon Plate | 8. Exterior Nylon Bushing |
| 4. Passive Interior Escutcheon Plate | 9. Trim Set Gasket |
| 5. Escutcheon Plate Bolts | 10. Spindle |

Yuma® Hinged Patio Door Hardware - Double Trim Set

Hardware

| Complete Trim Set - Yuma / Interior and Exterior See Illustration page 78 and page 79 | | | | |
|--|-------------------|---------|---------|--------------|
| | Finish | Single | | Double AP/PA |
| | Distressed Bronze | 2578931 | | 2578932 |
| | Distressed Nickel | 2578933 | | 2578934 |
| Trim Set - Yuma / Interior See Illustration page 51 | | | | |
| | Finish | Single | | Double AP/PA |
| | | Left | Right | Order No. |
| | Distressed Bronze | 2572698 | 2572790 | 2572699 |
| Distressed Nickel | 2572703 | 2572792 | 2572705 | |
| Trim Set - Yuma / Exterior See Illustration page 52 | | | | |
| | Finish | Single | | Double AP/PA |
| | | Left | Right | Order No. |
| | Distressed Bronze | 2572654 | 2572768 | 2572655 |
| Distressed Nickel | 2572658 | 2572770 | 2572659 | |
| Handle with Screws - Yuma Ref. No. 1 and 2 page 78 and page 79 | | | | |
| | Finish | Left | Right | |
| | Distressed Bronze | 2573789 | 2573790 | |
| | Distressed Nickel | 2573791 | 2573792 | |
| Escutcheon Plate - Yuma / Exterior Ref. No. 3 and 4 page 78 and page 79 | | | | |
| | Finish | Active | Passive | |
| | Distressed Bronze | 2573812 | 2573813 | |
| | Distressed Nickel | 2573816 | 2573817 | |
| Escutcheon Plate - Yuma / Interior Ref. No. 3 and 4 page 78 and page 79 | | | | |
| | Finish | Active | Passive | |
| | Distressed Bronze | 2573810 | 2573811 | |
| | Distressed Nickel | 2573814 | 2573815 | |

A-Series Outswing Doors (2008 to Present)

Single Panel, 2-Panel, and Stationary Panel

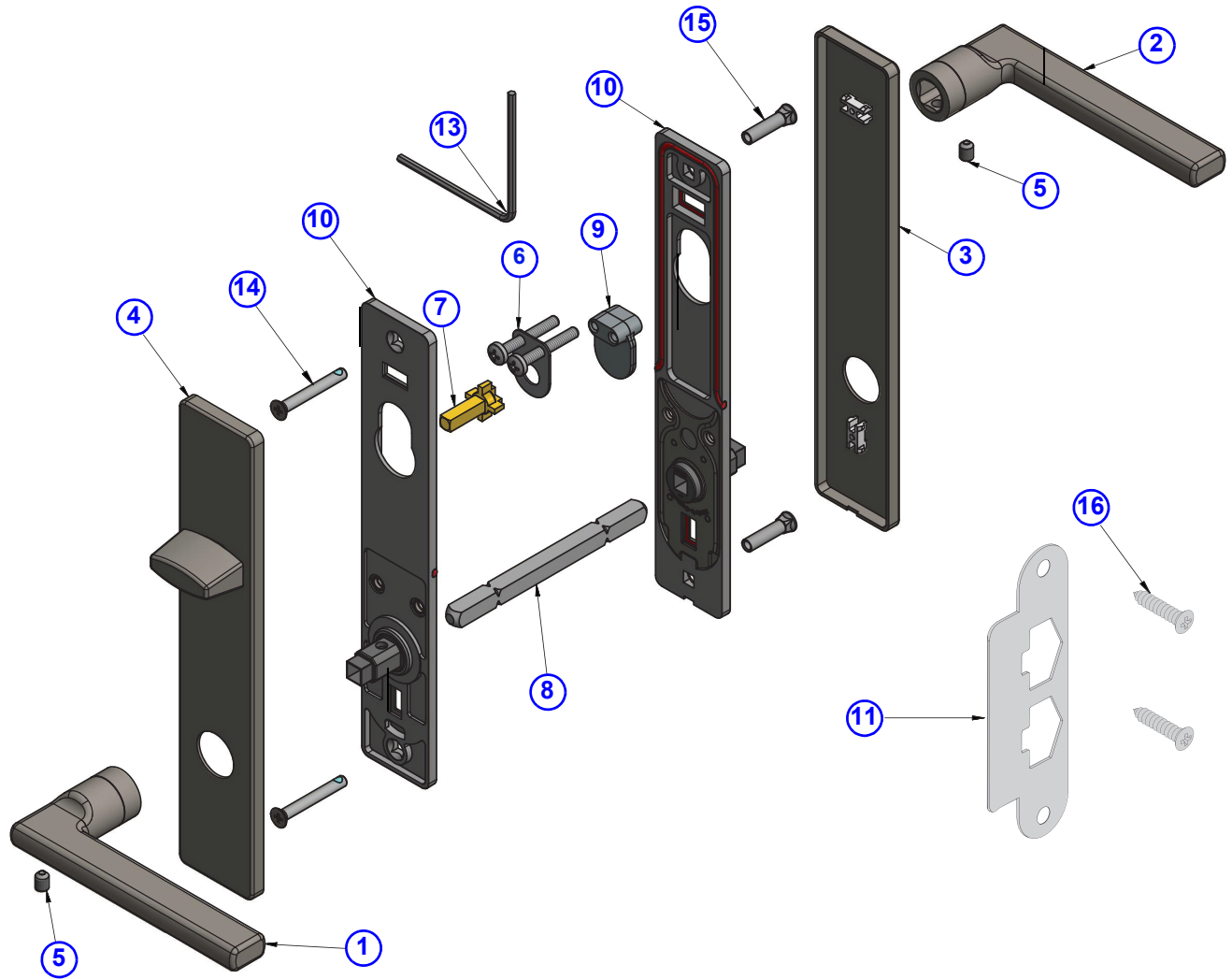
Hardware

Hardware - FSB

FSB Hardware - Active

Note:

See [Accessory Guide 9173980](#) (page six latch strike detail). FSB 1035 Style shown.



- | | | |
|---|---|--|
| 1. Interior Handle | 6. Lock Limiting Plate | 13. Hex Key (3MM) |
| 2. Exterior Handle | 7. Lock Actuator | 14. Escutcheon Base Plate Screw |
| 3. Active Exterior Escutcheon Plate | 8. Spindle | 15. Escutcheon Base Plate Sleeve Nut |
| 4. Active Interior Escutcheon Plate | 9. Screw Retainer | 16. Strike Plate Screw |
| 5. Handle Set Screw | 10. Escutcheon Base Plate | |
| | 11. Strike Plate (Single) | |

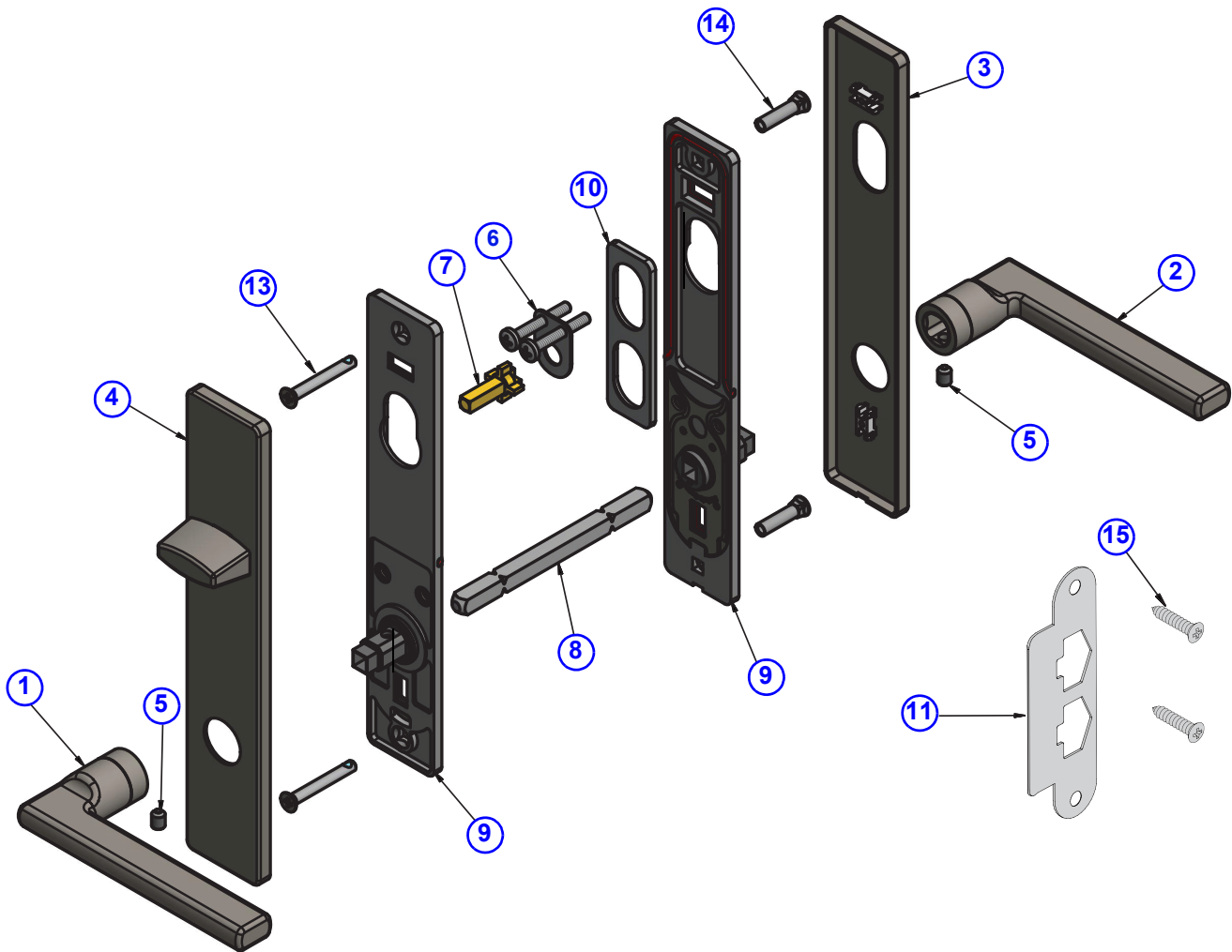
FSB Hinged Patio Door Hardware - Active Single Trim Set

Hardware

FSB Hardware - Active / Keyed Lock

Note:

See [Accessory Guide 9173980](#) (page six latch strike detail). FSB 1035 Style shown. Escutcheon plate routed for keyed lock but does not include keyed lock. [Keyed lock](#) sold separately.



- | | | |
|---|---|--|
| 1. Interior Handle | 7. Lock Actuator | 13. Escutcheon Base Plate Screw |
| 2. Exterior Handle | 8. Spindle | 14. Escutcheon Base Plate Sleeve Nut |
| 3. Active Exterior Escutcheon Plate | 9. Escutcheon Base Plate | 15. Strike Plate Screw |
| 4. Active Interior Escutcheon Plate | 10. Gasket | |
| 5. Handle Set Screw | 11. Strike Plate (Single) | |
| 6. Lock Limiting Plate | | |

FSB Hinged Patio Door Hardware - Single Trim Set

A-Series Outswing Doors (2008 to Present)

Single Panel, 2-Panel, and Stationary Panel

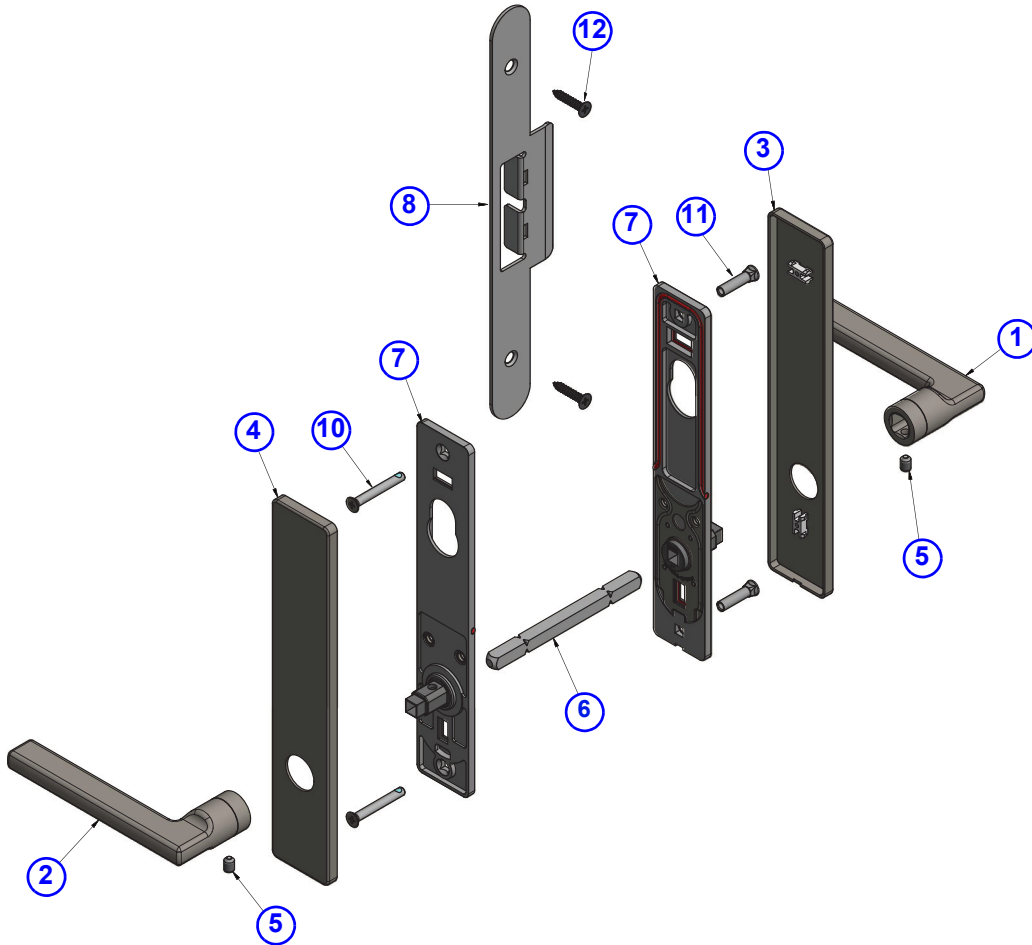
Hardware

FSB Hardware - Passive

Note:

See [Accessory Guide 9173980](#) (page six latch strike detail). FSB 1035 Style shown.

Note: Additional parts with Double Hardware Set




- | | |
|--|--|
| 1. Exterior Handle | 7. Escutcheon Base Plate |
| 2. Interior Handle | 8. Strike Plate (AP/PA) |
| 3. Passive Exterior Escutcheon Plate | 10. Escutcheon Base Plate Screw |
| 4. Passive Interior Escutcheon Plate | 11. Escutcheon Base Plate Sleeve Nut |
| 5. Set Screw | 12. Strike Plate Screw |
| 6. Spindle | |

FSB Hinged Patio Door Hardware - Double Trim Set

Hardware

Complete Trim Set Ref. contents shown in illustrations on [page 81](#) and [page 82](#) and [page 83](#)

Note:
[Keyed lock](#) sold separately.



1035

1075

1076

1102

| Type | Non-Keyed | | | | Keyed | | | |
|------|----------------|--------------|-----------------------|--------------|----------------|--------------|-----------------------|--------------|
| | Black Anodized | | Satin Stainless Steel | | Black Anodized | | Satin Stainless Steel | |
| | Single | Double AP/PA | Single | Double AP/PA | Single | Double AP/PA | Single | Double AP/PA |
| 1035 | 9184744 | 9184750 | 9172936 | 9172944 | 9184747 | 9184753 | 9172940 | 9172948 |
| 1075 | 9184745 | 9184751 | 9172937 | 9172945 | 9184748 | 9184754 | 9172941 | 9172949 |
| 1076 | 9184746 | 9184752 | 9172938 | 9172946 | 9184749 | 9184755 | 9172942 | 9172950 |
| 1102 | | | 9172939 | 9172947 | | | 9172943 | 9172951 |

Handle with Screws - FSB Ref. No. 1 and 2 [page 81](#) and [page 82](#) and [page 83](#)

| Type | Black Anodized | | Satin Stainless Steel | |
|------|----------------|---------|-----------------------|---------|
| | Left | Right | Left | Right |
| | 1035 | 9184760 | 9184759 | 9173722 |
| 1075 | 9184762 | 9184761 | 9173724 | 9173723 |
| 1076 | 9184764 | 9184763 | 9173726 | 9173725 |
| 1102 | | | 9173728 | 9173727 |

Escutcheon Plate - FSB / Exterior Ref. No. 3 and 4 [page 81](#) and [page 82](#) and [page 83](#)

Note:
 All styles (1035, 1075, 1076 and 1102) use the same interior/exterior escutcheon plate.

| Finish | Active (Non-Keyed) | Active (Keyed Lock) | Passive |
|----------------|--------------------|---------------------|---------|
| SS Steel | 9173719 | 9173720 | 9173719 |
| Black Anodized | 9184757 | 9184758 | 9184757 |

Escutcheon Plate - FSB / Interior Ref. No. 3 and 4 [page 81](#) and [page 82](#) and [page 83](#)

| Finish | Active | Passive |
|----------------|---------|---------|
| SS Steel | 9173718 | 9173719 |
| Black Anodized | 9184756 | 9184757 |

Escutcheon Base Plate Assembly - FSB Ref. No. 10 [page 81](#) and [page 82](#) and [page 83](#)

| Finish | Order No. |
|--------|-----------|
| Zinc | 9173729 |

A-Series Outswing Doors (2008 to Present)

Single Panel, 2-Panel, and Stationary Panel

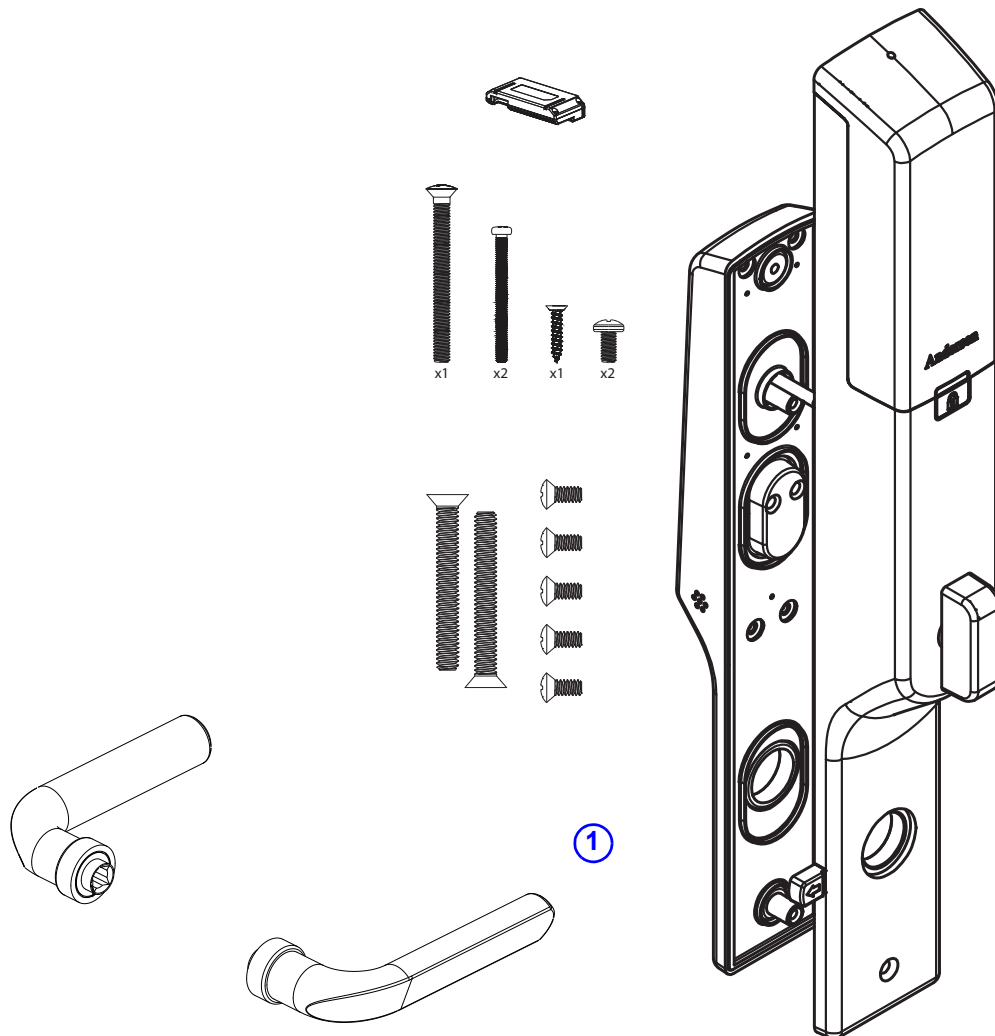
Hardware

Hardware - Yale® Assure Lock®

Yale® Assure Lock® Hardware - Interior / Exterior

Note:

See [Accessory Guide](#) and [FAQ](#). Can be used on new doors as well as retro-fitted on installed doors.



1. [Assure Lock Trim Set Assembly](#)

Yale® Assure Lock® (YRM 476) Hinged Patio Door Hardware - Active Single Trim Set

Hardware

Trim Set - Assure Lock / Anvers See Illustration [page 85](#)

Note:

To order replacement components not part numbered see [Replacement Components](#) on Yale site. See [FAQ](#).

| | Finish | Base | Z-Wave | Wi-Fi/Bluetooth |
|--|--------------|---------|---------|-----------------|
| | Satin Nickel | 9183848 | 9173096 | 9183851 |
| | White | 9183846 | 9173094 | 9183849 |
| | Black | 9183847 | 9173095 | 9183850 |

Trim Set - Passive / Anvers See Illustration [page 59](#)

| | Finish | Order No. |
|--|--------------|-----------|
| | Satin Nickel | 9173105 |
| | White | 9173103 |
| | Black | 9173104 |















Hardware Kit See Illustration [page 85](#)

| | Order No. |
|--|-----------|
| | 9183854 |

Hardware Kit - Yale Assure

Note:

See [Accessory Guide](#).

| | | Order No. | | | | | | | | | | | | | | | | | | | | | | | | | | | |
|---|---|---|--------------|---|----------------------|---|----------------------|---|---------------------------|----|-----------------------|---|---------------------------|-----------|--------------|--------|--------------------------|-----|------|---|-------|---|--|-------|---|---|------|---|--|
| | | 9203397 | | | | | | | | | | | | | | | | | | | | | | | | | | | |
|  <p style="text-align: center;">①</p>  <p style="text-align: center;">②</p>  <p style="text-align: center;">③</p>  <p style="text-align: center;">④*</p>  <p style="text-align: center;">⑤</p> | <table border="1" style="width: 100%;"> <thead> <tr> <th>Ref. No.</th> <th>Kit Includes</th> </tr> </thead> <tbody> <tr> <td>1</td> <td>Door position sensor</td> </tr> <tr> <td>2</td> <td>Lock mounting screws</td> </tr> <tr> <td>3</td> <td>Sensor magnets and covers</td> </tr> <tr> <td>4*</td> <td>Lock actuator spacers</td> </tr> <tr> <td>5</td> <td>Battery cover release pin</td> </tr> </tbody> </table> <p style="font-size: small; margin-top: 10px;">*A spacer may be required to correctly install lock. There are three (3) options in your lock kit. See chart to select the correct spacer for your application.</p> <table border="1" style="width: 100%; font-size: x-small;"> <thead> <tr> <th>Door Type</th> <th>Spacer Color</th> <th>Spacer</th> </tr> </thead> <tbody> <tr> <td>A-Series - Outswing Only</td> <td>N/A</td> <td>None</td> </tr> <tr> <td>A-Series Inswing. E-Series 1.75" In and Outswing E-Series 2.25" Inswing 400 Series 1.75" Inswing</td> <td>Black</td> <td></td> </tr> <tr> <td>200 Series 1.75" All E-Series - 2.25" Outswing Only</td> <td>White</td> <td></td> </tr> <tr> <td>E-Series - Architect Entrance Door and Folding Doors Sold Separately. (Provided when ordering thick door kit part number AYRM-270-TDK.)</td> <td>Gray</td> <td></td> </tr> </tbody> </table> | Ref. No. | Kit Includes | 1 | Door position sensor | 2 | Lock mounting screws | 3 | Sensor magnets and covers | 4* | Lock actuator spacers | 5 | Battery cover release pin | Door Type | Spacer Color | Spacer | A-Series - Outswing Only | N/A | None | A-Series Inswing. E-Series 1.75" In and Outswing E-Series 2.25" Inswing 400 Series 1.75" Inswing | Black |  | 200 Series 1.75" All E-Series - 2.25" Outswing Only | White |  | E-Series - Architect Entrance Door and Folding Doors Sold Separately. (Provided when ordering thick door kit part number AYRM-270-TDK.) | Gray |  | |
| Ref. No. | Kit Includes | | | | | | | | | | | | | | | | | | | | | | | | | | | | |
| 1 | Door position sensor | | | | | | | | | | | | | | | | | | | | | | | | | | | | |
| 2 | Lock mounting screws | | | | | | | | | | | | | | | | | | | | | | | | | | | | |
| 3 | Sensor magnets and covers | | | | | | | | | | | | | | | | | | | | | | | | | | | | |
| 4* | Lock actuator spacers | | | | | | | | | | | | | | | | | | | | | | | | | | | | |
| 5 | Battery cover release pin | | | | | | | | | | | | | | | | | | | | | | | | | | | | |
| Door Type | Spacer Color | Spacer | | | | | | | | | | | | | | | | | | | | | | | | | | | |
| A-Series - Outswing Only | N/A | None | | | | | | | | | | | | | | | | | | | | | | | | | | | |
| A-Series Inswing. E-Series 1.75" In and Outswing E-Series 2.25" Inswing 400 Series 1.75" Inswing | Black |  | | | | | | | | | | | | | | | | | | | | | | | | | | | |
| 200 Series 1.75" All E-Series - 2.25" Outswing Only | White |  | | | | | | | | | | | | | | | | | | | | | | | | | | | |
| E-Series - Architect Entrance Door and Folding Doors Sold Separately. (Provided when ordering thick door kit part number AYRM-270-TDK.) | Gray |  | | | | | | | | | | | | | | | | | | | | | | | | | | | |

Radio - Module See Illustration [page 85](#)

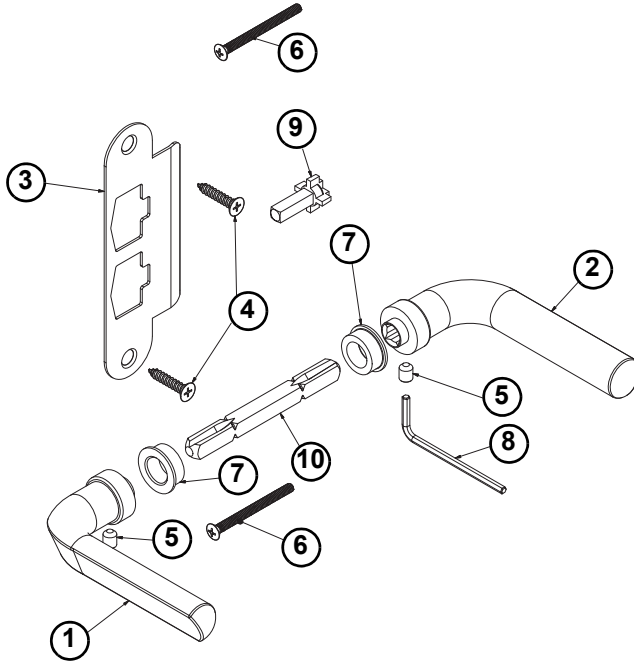
| | Z-Wave | Wi-Fi/Bluetooth |
|--|---------|-----------------|
| | 9183852 | 9183853 |

A-Series Outswing Doors (2008 to Present)

Single Panel, 2-Panel, and Stationary Panel

Hardware

Assure Lock Handle Set - Single / Anvers



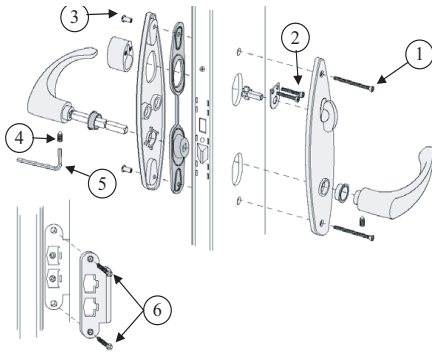
| Ref. No. | Package Includes |
|----------|------------------------|
| 1 | Handle (RH shown) |
| 2 | Handle (LH shown) |
| 3 | Strike Plate - Single |
| 4 | Strike Plate Screws |
| 5 | Handle Set Screw |
| 6 | Escutcheon Plate Screw |
| 7 | Bushing |
| 8 | Allen Wrench |
| 9 | Lock Actuator |
| 10 | Spindle |

| Finish | Order No. |
|--------------|-----------|
| Satin Nickel | 9173108 |
| White | 9173106 |
| Black | 9173107 |

Hardware

Shared Trim Set Parts

Screw Package - Trim Set / Tribeca



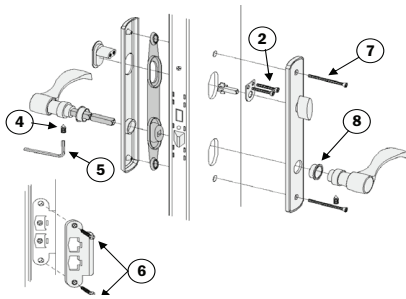
| Ref. No. | Package Includes |
|----------|--|
| 1 | 2 - screw, #8 - 32 x 2 PH OH MS YZP |
| 2 | 2 - screw, 5mm x 35 PH Pan MS YXP |
| 6 | 2 - screw, #10 x 1" PH FH S/M/S |
| 4 | 2 - screw, 1/4 - 20 UNC SS knurled cup point set |
| 5 | 1 - 1/8 allen wrench |

Note:

Threaded stud shown as #3 not included with this kit. See escutcheon plate bolt with stud [page 57](#)

| Finish | Order No. |
|--------|-----------|
| Stone | 2579767 |
| White | 2579766 |

Screw Package - Trim Set / Other Hardware Styles (2009 to Present)



| Ref. No. | Andersen Package Includes |
|----------|--|
| 6 | 2 - screw, #10 - 13 x 1" PH FL undercut wood |
| 7 | 4 - screw, #8 - 32 UNC x 2 PH oval head mach |
| 2 | 2 - screw, M5 x .8 - 35mm PH w/#10 fill HD mach zinc |
| 8 | 4 - bushing, trim adaptor |
| 4 | 4 - screw, 1/4 - 20 UNC SS knurled cup point set |
| 5 | 1 - 1/8 allen wrench |

Note:

- Chrome used for Brushed Chrome and Polished Chrome finishes. To receive a white bushing order a Satin Nickel trim set screw pack. To receive a black bushing order an Oil Rubbed Bronze trim set screw pack.
- Albany style introduced in 2009.
- Tribeca handles November 2020 - present use the stone or white trim set screw pack.

- * Ashley Norton screw pack contains:

(4) Screws, #8-32 UNC X 2.75" (not shown in graphic)

(4) Screws, #8-32 UNC X 2.25" (not shown in graphic)

** Baldwin screw pack contains

(4) Screws, #8-32 UNC X X.xx" (not shown in graphic)

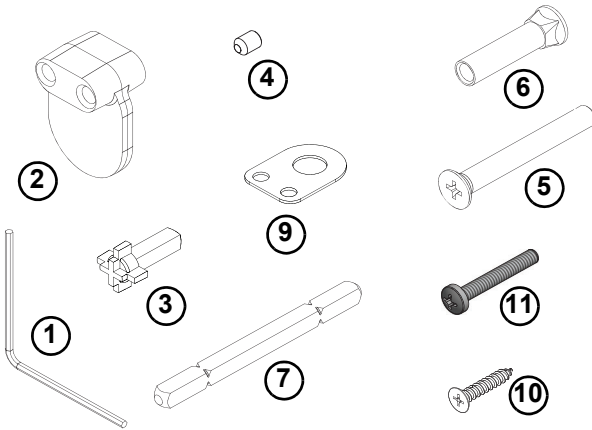
| Finish | Andersen | Ashley Norton | Baldwin |
|------------------------|----------|---------------|-----------|
| Stone (Albany/Tribeca) | 9056230 | | |
| White (Albany/Tribeca) | 9056231 | | |
| Antique Brass | 2579757 | | |
| Bright Brass | 2579756 | | |
| Chrome | N/A | | |
| Satin Nickel | 2579390 | 9207251* | 9207263** |
| Distressed Nickel | 2573819 | | |
| Oil Rubbed Bronze | 2579760 | | |
| Distressed Bronze | 2579760 | | |
| Gold Dust (Albany) | N/A | | |
| Black (Albany) | 9019320 | | |
| Satin Brass | | | 9207262** |
| Satin Black | | | 9207264** |
| Unlacquered Brass | | | 9207265** |
| Satin Brass | | 9207252* | |
| Polished Chrome | | 9207253* | |
| Polished Nickel | | 9207254* | |
| Dark Oil Rubbed | | 9207255* | |
| White Medium | | 9207256* | |

A-Series Outswing Doors (2008 to Present)

Single Panel, 2-Panel, and Stationary Panel

Hardware

Trim Set Hardware Package - FSB



| Ref. No. | Double Package Includes |
|----------|---|
| 1 | 2 - Hex Key 3MM |
| 2 | 1 - Screw Retainer |
| 3 | 1 - Lock Actuator |
| 4 | 4 - Set Screw 3MM |
| 5 | 4 - Escutcheon Base Plate Screw |
| 6 | 4 - Escutcheon Base Plate Sleeve Nut |
| 7 | 2 - Spindle |
| 9 | 1 - Lock Limiting Plate |
| 10 | 2 - Strike Plate Screws (Satin Nickel or ORB) #10 - 13 x 1" PH FL undercut wood |
| 11 | 2 - Keyed Cylinder Mounting Bolt M5 x .8 - 35mm PH w/#10 fill HD mach zinc |

Note:
FSB style hardware uses a unique screw pack. See PKD 1150.

| Finish | Single | Double |
|-----------------|---------|---------|
| Stainless Steel | 9173735 | 9173736 |
| Black | 9184911 | 9184912 |

Hardware Screw Pack / Ashley Norton (for "standard" 1 3/4" door)

Kit Includes:
 (1) Spindle 95 MM
 (1) Lock Actuator
 (1) Allen Wrench
 (4) Screws M4 x 8mm Knurl Cup Pt
 (2) Screws M4 X .8-30mm PH W/19 Fill Hd Mach Zinc
 (1) Limiting Plate Thick
 (1) Limiting Plate Thin

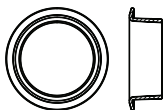
Order No.
9207260

Hardware Screw Pack / Ashley Norton - 2 1/4" thick panel

Kit Includes:
 (1) Spindle 108 mm
 (1) Lock Actuator 28mm

Order No.
9207261

Bushing




Note:
Tribeca® handles manufactured prior to November 2020 have unique bushing [page 57](#).

White and black bushings available as part of the trim set screw package [page 88](#). White to use Bright Chrome trim set screw pack and black to use Oil Rubbed Bronze trim set screw pack.

| Color | Order No. |
|-------|-----------|
| White | N/A |
| Black | N/A |

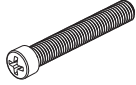


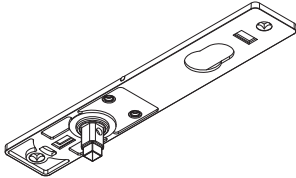
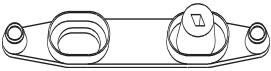
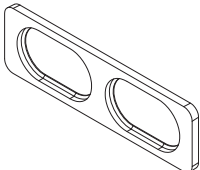
Hardware

| Bolt - Escutcheon Plate | | | |
|---|--|-------------------|-----------|
| | Description | Finish | Order No. |
|  | Qty 2 -#8-32 UNC x 2 panhead oval Note: Distressed Bronze uses Oil Rubbed Bronze. Escutcheon plate bolt ships as part of the trim set screw package, page 88 | Stone (with stud) | 2579855 |
| | | White (with stud) | 2579842 |
| | | Antique Brass | N/A |
| | | Bright Brass | N/A |
| | | Polished Chrome | N/A |
| | | Brushed Chrome | N/A |
| | | Satin Nickel | N/A |
| | | Oil Rubbed Bronze | N/A |
| | | Distressed Bronze | N/A |
| | | Distressed Nickel | N/A |

A-Series Outswing Doors (2008 to Present)

Single Panel, 2-Panel, and Stationary Panel

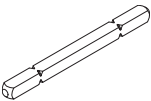
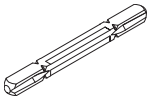
Hardware

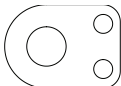
| Key Cylinder Mounting Bolt | | | |
|---|---|---------|-----------|
|  | Description | | Order No. |
| | Qty 2 - M5 x .8-35mm, PH with #10 fill HD, mach, zinc Note: Key cylinder mounting bolt is included in trim set hardware pack page 88 . | | 2579824 |
| Set Screw Package w/wrench - Handle | | | |
|  | Andersen Package Includes: 4 - 1/4-20 UNC knurled cup point set screws 1 - 1/8 Allen wrench Baldwin Includes: 1 - M5 X 8MM knurl cup point set screw Note: Replacement set screw finish may not match original. Set Screw Package is included in trim set hardware pack page 88 . | Baldwin | Andersen |
| | | 9207269 | 2579829 |
| Screw Pack - FSB | | | |
|  | Package Includes: (2) - Escutcheon Base Plate Screw (2) - Escutcheon Base Plate Sleeve Nut (2) - Handle Set Screw, 3MM (1) - Hex Key, 3MM Note: FSB style uses unique set screw. | | Order No. |
| | | | 9173731 |
| Escutcheon Base Plate - FSB | | | |
|  | Note: Use for FSB style trim sets. | | Order No. |
| | | | 9173729 |
| Gasket - Trim Set / Other Hardware Styles | | | |
|  | Note: Use for all trim set styles except Tribeca. | | Order No. |
| | | | 2962512 |
| Gasket - FSB / Keyed Lock | | | |
|  | Note: Used with keyed lock exterior escutcheon plate. | | Order No. |
| | | | 9173734 |

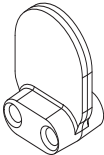
Hardware



| Spindle | | Andersen | |
|---|------------------|----------------|------------------|
|  | Note: | Length | Order No. |
| | | 3 3/4 | 2579830 |
| | | 4 3/4 | 2579831 |
| | | 5 3/4 | 2579832 |
| | | Baldwin | |
| | | Length | Order No. |
| ? 3/2 | 9207268 | | |

| Replacement Parts Kit / Ashley Norton (for "standard" 1 3/4" door) | | Order No. |
|--|--|-----------|
|  | Kit Includes: (1) Spindle 95 MM (1) Lock Actuator (1) Allen Wrench (4) Screws M4 x 8mm Knurl Cup Pt (2) Screws M4 X .8-30mm PH W/19 Fill Hd Mach Zinc (1) Limiting Plate Thick (1) Limiting Plate Thin | 9207260 |

| Spindle - FSB | | | | | |
|--|---|---|---------------|-----------------|-----------------|
|  |  | Note: FSB style hardware uses unique spindle. | Length | Standard | Retrofit |
| | | | 4 5/8 | 9173732 | 9173737 |
| Standard | Retrofit | | | | |

| Lock Limiting Plate with Tab | | Order No. |
|---|--|-----------|
|  | | 2579540 |

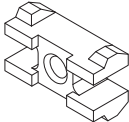
| Screw Retainer - FSB / Construction Trim Sets | | Order No. |
|---|--|-----------|
|  | | 9173733 |

| Lock Actuator | | Order No. |
|---|--|-----------|
|   | | 2579542 |

A-Series Outswing Doors (2008 to Present)

Single Panel, 2-Panel, and Stationary Panel

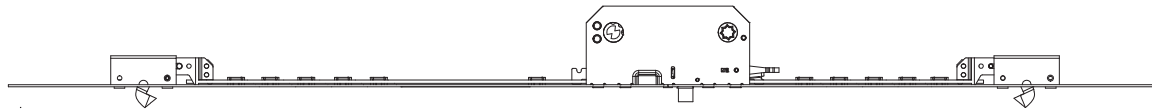
Hardware

| Escutcheon Plate Clip - FSB | | |
|---|---|------------------|
|  | Note: Secures to back side of FSB escutcheon plate. | Order No. |
| | | 9173730 |

Hardware

Lock Mechanism - Active

Lock Mechanism - 3-point / Active



Note:

Label on face of existing lock will have orange/red graphics.

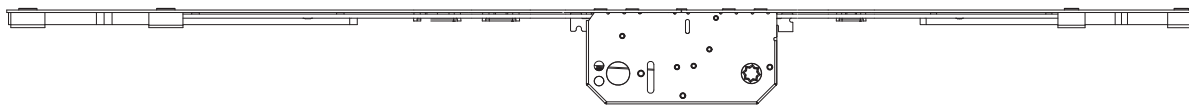
See [Service Guide 0005233](#).

*"Custom" length (68 1/2, 69 1/2, 69 3/4 and 610) part numbers introduced in February 2022

| Unit No. | Length | Order No. |
|---------------------|----------------------------------|----------------|
| FWHID68 | 76 ⁷ / ₁₆ | 9014687 |
| *FWHID68 1/2 | 76 ¹⁵ / ₁₆ | 9195164 |
| *FWHID69 1/2 | 77 ¹⁵ / ₁₆ | 9192844 |
| *FWHID69 3/4 | 78 ¹¹ / ₆₄ | 9195163 |
| *FWHID610 | 78 ¹³ / ₃₂ | 9192843 |
| FWHID611 | 79 ⁵ / ₁₆ | 9014688 |
| FWHID76 | 86 ⁷ / ₁₆ | By Description |
| FWHID80 | 92 ⁷ / ₁₆ | 9014689 |

Lock Mechanism - Passive

Lock Mechanism - Passive



Note:

See [Service Guide 0005233](#).

*"Custom" length (69 1/2, 69 3/4 and 610) part numbers introduced in February 2022.

| Unit No. | Length | Order No. |
|---------------------|----------------------------------|-----------|
| FWHID68 | 76 ⁷ / ₁₆ | 2579777 |
| *FWHID69 1/2 | 77 ¹⁵ / ₁₆ | 9192837 |
| *FWHID69 3/4 | 78 ³ / ₁₆ | 9192838 |
| *FWHID610 | 78 ⁷ / ₁₆ | 9192836 |
| FWHID611 | 79 ⁵ / ₁₆ | 2579778 |
| FWHID76 | 86 ⁷ / ₁₆ | 2578191 |
| FWHID80 | 92 ⁷ / ₁₆ | 2579779 |

Screw - Lock Mechanism /Stainless Steel

Note:

68 and 611 doors use 13 screw: 80 doors use 14 screws.

Order No.

2579415

A-Series Outswing Doors (2008 to Present)

Single Panel, 2-Panel, and Stationary Panel

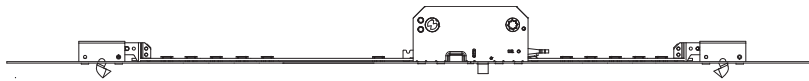
Hardware

Lock Mechanism - Active / High Corrosion Resistant

Note: Edge of the door will have a clear 4 5/8 x 3/4 label. 6 Point lock typically used on AP/PA units.

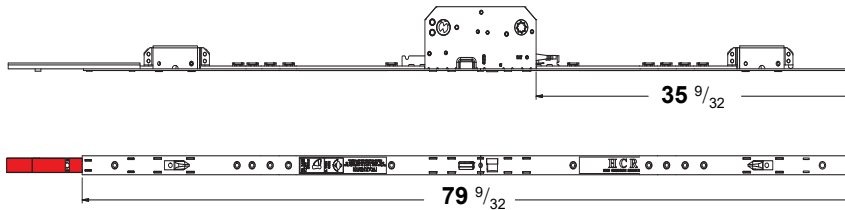


Lock Mechanism - 3-point / Active/ High Corrosion Resistant



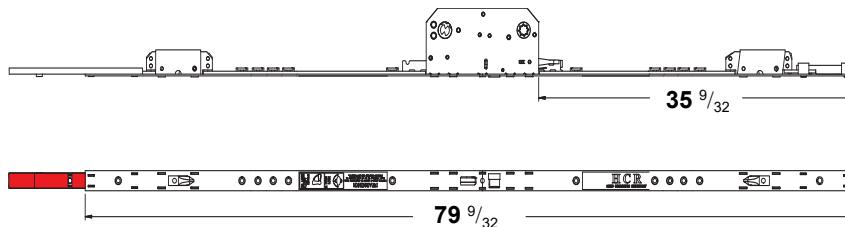
| Unit No. | Length | Order No. |
|----------|---------------------------------|----------------|
| FWOD68 | 76 ⁷ / ₁₆ | 9055463 |
| FWOD611 | 79 ⁵ / ₁₆ | 9055464 |
| FWOD76 | 86 ⁷ / ₁₆ | By Description |
| FWOD80 | 92 ⁷ / ₁₆ | 9055465 |

Lock Mechanism Base - 4-point / Active / High Corrosion Resistant



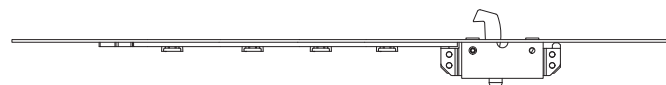
| Unit No. | Length | Order No. |
|----------|---------------------------------|-----------|
| FWHID100 | 79 ⁹ / ₃₂ | 9132300 |

Lock Mechanism Base - 6-point / Active / High Corrosion Resistant



| Unit No. | Length | Order No. |
|----------|---------------------------------|-----------|
| FWD100 | 79 ⁹ / ₃₂ | 9132301 |

Lock Mechanism Extension - 4-point / Active / High Corrosion Resistant



| Unit No. | Length | LH | RH |
|----------|--------------------------------|---------|---------|
| FWD86 | 19 ¹ / ₈ | 9138901 | 9138902 |
| FWD90 | 25 ¹ / ₈ | 9132310 | 9132311 |
| FWD96 | 31 ¹ / ₈ | 9138906 | 9138907 |
| FWD100 | 37 ¹ / ₈ | 9132305 | 9132306 |

Lock Mechanism Extension - 6-point / Active / High Corrosion Resistant



| Unit No. | Length | LH | RH |
|----------|--------------------------------|---------|---------|
| FWD86 | 19 ¹ / ₈ | 9138899 | 9138900 |
| FWD90 | 25 ¹ / ₈ | 9132308 | 9132309 |
| FWD96 | 31 ¹ / ₈ | 9138904 | 9138905 |
| FWD100 | 37 ¹ / ₈ | 9132303 | 9132304 |

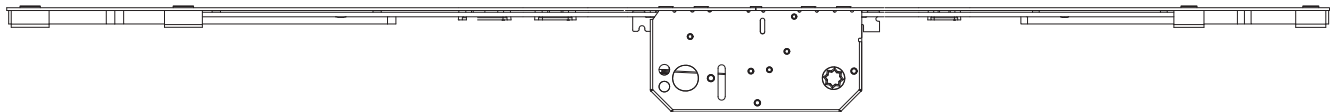
Hardware

Lock Mechanism - Passive / High Corrosion Resistant

Note: Edge of the door will have a clear 4 5/8 x 3/4 label.

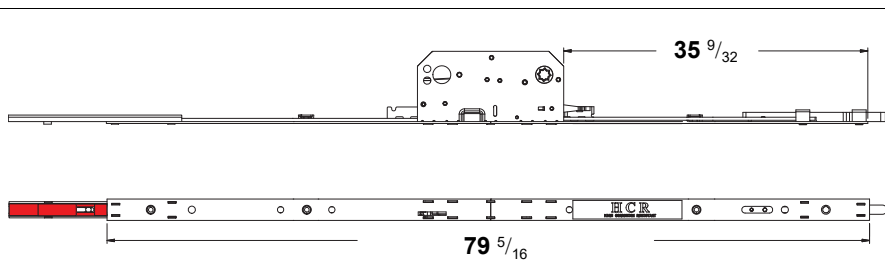


Lock Mechanism - Passive / High Corrosion Resistant



| Unit No. | Length | Order No. |
|---------------|---------------------------------|----------------|
| FWD68 | 76 ⁷ / ₁₆ | 9055469 |
| FWD611 | 79 ⁵ / ₁₆ | 9055470 |
| FWD76 | 86 ⁷ / ₁₆ | By Description |
| FWD80 | 92 ⁷ / ₁₆ | 9055471 |

Lock Mechanism Base - Passive / High Corrosion Resistant



| Unit No. | Length | Order No. |
|---------------|---------------------------------|-----------|
| FWD100 | 79 ⁵ / ₁₆ | 9132302 |

Lock Mechanism Extension - Passive / High Corrosion Resistant



| Unit No. | Length | Order No. |
|---------------|--------------------------------|-----------|
| FWD86 | 19 ¹ / ₈ | 9138898 |
| FWD90 | 25 ¹ / ₈ | 9132312 |
| FWD96 | 31 ¹ / ₈ | 9138903 |
| FWD100 | 37 ¹ / ₈ | 9132307 |

A-Series Outswing Doors (2008 to Present)

Single Panel, 2-Panel, and Stationary Panel

Hardware

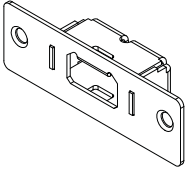

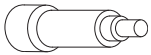

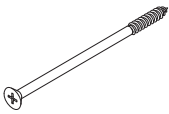
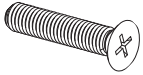
Lock Mechanism - Component Illustration / High Corrosion Resistant

Note: Edge of the door will have a clear 4 5/8 x 3/4 label. 6 Point lock typically used on AP/PA units.



| ACTIVE | | PASSIVE |
|---------------------------------------|---------------------------------------|-------------------------------|
| <p><u>4 Point Upper Extension</u></p> | <p><u>6 Point Upper Extension</u></p> | <p><u>Upper Extension</u></p> |
| <p><u>4 Point Base</u></p> | <p><u>6 Point Base</u></p> | <p><u>Base</u></p> |

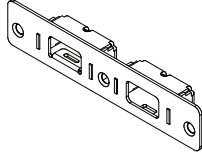
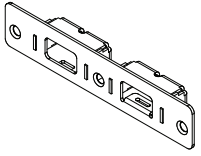
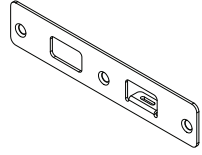
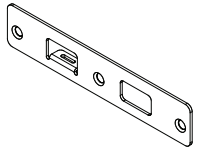
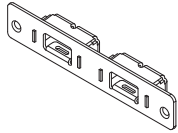

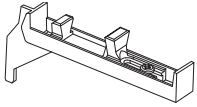
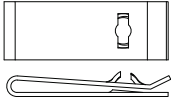
Hardware

| Hook Bolt Parts | | |
|---|---|------------------|
| Hook Bolt Receiver with Screws / Single | | |
|  | | Single |
| | | 2579790 |
| Hook Bolt Receiver / AP | | |
|  | Note: Secure with 10 -12 x 3 1/2" panhead stainless steel screw typ A, 2579414. | AP/PA |
| | | 2579764 |
| Hook Bolt Blocker | | |
|  | Note: Used on AP/PA units. | Order No. |
| | | 2579786 |
| Nut | | |
|  | Note: Used on AP/PA units. | Order No. |
| | | By description |
| Screw | | |
|  | Description | Order No. |
| | 10 -12 x 3 1/2" panhead stainless steel screw typ A | 2579414 |
| Screw | | |
|  | Description | Order No. |
| | M5 x 25MM Phillips Flat Head Machine screw | By description |

A-Series Outswing Doors (2008 to Present)

Single Panel, 2-Panel, and Stationary Panel

Hardware

| Flush Bolt Parts | | |
|---|--|---|
| Flush Bolt Receiver | | |
| |  |  |
| | Head AP 9001703 | Head PA 9001702 |
| |  |  |
| | Sill AP 9001701 | Sill PA 9001700 |
| Latch Bolt Parts | | |
| Latch Bolt Receiver with Blocker | | |
| |  |  |
| | Single 2579791 | AP/PA w/Blocker 2579787 |
| | Latch Blocker | |
|  | | Order No. 2579402 |
| U Clip (March 2003 to Present) | | |
|  | Note: Used on AP/PA latch bolt receiver. | Order No. 2579427 |

Hardware

Key Lock Parts

Note:

See [Accessory Guide 0005155](#). Parts included: lock spacer, tail piece seal, spacer gasket, seal, key cylinder, housing, and key. Keyed alike assembly only available in quantities of two or more. FSB stainless steel finish hardware uses satin nickel finish.

*Ashley Norton Black used with Dark Bronze, Dark Oil Rubbed, Matte Black and Flat Black finishes.

*Ashley Norton Brass used with Natural Bronze finish.

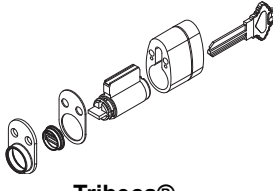
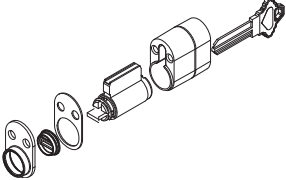
*Ashley Norton Nickel used with White Bronze, Satin Nickel, Polished Chrome, Polished Nickel and White Medium finishes.

**Baldwin Satin Brass used with Satin Black, Oil Rubbed Bronze, Satin Brass and Unlacquered Brass finishes.

**Baldwin Satin Chrome used with Satin Nickel finish.

† Ashley Norton can only be keyed alike to Ashley Norton locks. Baldwin can only be keyed alike to Baldwin locks.

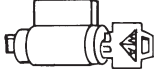



Exterior Keyed Lock Assembly

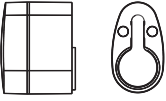
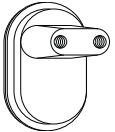
| | Finish | Andersen | | Ashley Norton | | Baldwin | |
|---|---|----------------|----------------------|----------------|-----------------------|----------------|-----------------------|
| | | Keyed Assembly | Keyed Alike Assembly | Keyed Assembly | Keyed Alike Assembly† | Keyed Assembly | Keyed Alike Assembly† |
|  <p>Tribeca®</p>  <p>All Other Andersen Styles</p> | Stone (Tribeca) | 2579722 | 9056143 | | | | |
| | Stone (Albany) | 9007621 | 9056142 | | | | |
| | White (Tribeca) | 2579721 | 9056145 | | | | |
| | White (Albany) | 9007620 | 9056144 | | | | |
| | Antique Brass | 2579519 | 9056133 | | | | |
| | Bright Brass | 2579499 | 9056135 | | | | |
| | Polished Chrome | 2579596 | 9056140 | | | | |
| | Brushed Chrome | 2579753 | 9056136 | | | | |
| | Satin Nickel | 2579457 | 9056141 | | | | |
| | Oil Rubbed Bronze/ Distressed Bronze | 2579752 | 9056139 | | | | |
| | Distressed Nickel | 2573827 | 9056137 | | | | |
| | Gold Dust | 9007622 | 9056138 | | | | |
| | Black (Albany/FSB) | 9007623 | 9056134 | | | | |
| | Black (Tribeca) | 9184683 | 9184692 | | | | |
| | Black | | | 9207257* | | | |
| Brass | | | 9207258* | | | | |
| Nickel | | | 9207259* | | | | |
| Satin Brass | | | | | 9207266** | | |
| Satin Chrome | | | | | 9207267** | | |


A-Series Outswing Doors (2008 to Present)

Single Panel, 2-Panel, and Stationary Panel

Hardware

| Lock Cylinder with Keys | | | | | | | | | | | | | | | | | | | | | | | | | | | | | | | | |
|---|--|--|-----------|-----------|-----------------|---------|----------------|---------|-----------------|---------|----------------|---------|---------------|---------|--------------|---------|-----------------|---------|----------------|---------|--------------|---------|-------------------|---------|-------------------|---------|-------------------|---------|-----------|---------|-------|---------|
|   <p>Bright Brass</p>  <p>Chrome</p>  <p>Oil Rubbed Bronze</p> | <p>Note: Lock cylinders are available in three finishes: Bright Brass, Chrome and Oil Rubbed Bronze. The table to the right shows the recommended selection for each trim set finish.</p> | <table border="1"> <thead> <tr> <th>Finish</th> <th>Order No.</th> </tr> </thead> <tbody> <tr><td>Stone (Tribeca)</td><td>2579641</td></tr> <tr><td>Stone (Albany)</td><td>2579641</td></tr> <tr><td>White (Tribeca)</td><td>2579641</td></tr> <tr><td>White (Albany)</td><td>2579641</td></tr> <tr><td>Antique Brass</td><td>2579637</td></tr> <tr><td>Bright Brass</td><td>2579637</td></tr> <tr><td>Polished Chrome</td><td>2579641</td></tr> <tr><td>Brushed Chrome</td><td>2579641</td></tr> <tr><td>Satin Nickel</td><td>2579641</td></tr> <tr><td>Oil Rubbed Bronze</td><td>2579389</td></tr> <tr><td>Distressed Bronze</td><td>2579389</td></tr> <tr><td>Distressed Nickel</td><td>2579641</td></tr> <tr><td>Gold Dust</td><td>2579641</td></tr> <tr><td>Black</td><td>2579389</td></tr> </tbody> </table> | Finish | Order No. | Stone (Tribeca) | 2579641 | Stone (Albany) | 2579641 | White (Tribeca) | 2579641 | White (Albany) | 2579641 | Antique Brass | 2579637 | Bright Brass | 2579637 | Polished Chrome | 2579641 | Brushed Chrome | 2579641 | Satin Nickel | 2579641 | Oil Rubbed Bronze | 2579389 | Distressed Bronze | 2579389 | Distressed Nickel | 2579641 | Gold Dust | 2579641 | Black | 2579389 |
| | | Finish | Order No. | | | | | | | | | | | | | | | | | | | | | | | | | | | | | |
| | | Stone (Tribeca) | 2579641 | | | | | | | | | | | | | | | | | | | | | | | | | | | | | |
| | | Stone (Albany) | 2579641 | | | | | | | | | | | | | | | | | | | | | | | | | | | | | |
| | | White (Tribeca) | 2579641 | | | | | | | | | | | | | | | | | | | | | | | | | | | | | |
| | | White (Albany) | 2579641 | | | | | | | | | | | | | | | | | | | | | | | | | | | | | |
| | | Antique Brass | 2579637 | | | | | | | | | | | | | | | | | | | | | | | | | | | | | |
| | | Bright Brass | 2579637 | | | | | | | | | | | | | | | | | | | | | | | | | | | | | |
| | | Polished Chrome | 2579641 | | | | | | | | | | | | | | | | | | | | | | | | | | | | | |
| | | Brushed Chrome | 2579641 | | | | | | | | | | | | | | | | | | | | | | | | | | | | | |
| | | Satin Nickel | 2579641 | | | | | | | | | | | | | | | | | | | | | | | | | | | | | |
| | | Oil Rubbed Bronze | 2579389 | | | | | | | | | | | | | | | | | | | | | | | | | | | | | |
| | | Distressed Bronze | 2579389 | | | | | | | | | | | | | | | | | | | | | | | | | | | | | |
| | | Distressed Nickel | 2579641 | | | | | | | | | | | | | | | | | | | | | | | | | | | | | |
| Gold Dust | 2579641 | | | | | | | | | | | | | | | | | | | | | | | | | | | | | | | |
| Black | 2579389 | | | | | | | | | | | | | | | | | | | | | | | | | | | | | | | |

| Lock Set Dummy Cylinder | | | | | | | | | | | | | | | | | | | | | | | | | | | | | | | | | | | | |
|---|---|--|-----------|-----------|-----------------|---------|----------------|---------|-----------------|---------|----------------|---------|---------------|---------|--------------------|---------|--------------|---------|--------------|---------|-----------------|---------|----------------|-----|--------------|---------|-------------------|---------|-------------------|---------|-------------------|---------|-----------|-----|-------|---------|
|  <p>Tribeca®</p>  <p>All Other Styles</p> | <p>Note: Old style and current vintage cylinders are interchangeable.</p> <p>* 060 Antique Brass finish was offered for sale from 1/99 to 7/99. The finish is commonly referred to as "chocolate brown."</p> | <table border="1"> <thead> <tr> <th>Finish</th> <th>Order No.</th> </tr> </thead> <tbody> <tr><td>Stone (Tribeca)</td><td>2579860</td></tr> <tr><td>Stone (Albany)</td><td>9056226</td></tr> <tr><td>White (Tribeca)</td><td>2579847</td></tr> <tr><td>White (Albany)</td><td>9056227</td></tr> <tr><td>Antique Brass</td><td>2579581</td></tr> <tr><td>*060 Antique Brass</td><td>2579741</td></tr> <tr><td>Bright Brass</td><td>2579621</td></tr> <tr><td>Bright Brass</td><td>2579621</td></tr> <tr><td>Polished Chrome</td><td>2579582</td></tr> <tr><td>Brushed Chrome</td><td>N/A</td></tr> <tr><td>Satin Nickel</td><td>2579438</td></tr> <tr><td>Oil Rubbed Bronze</td><td>2579963</td></tr> <tr><td>Distressed Bronze</td><td>2573781</td></tr> <tr><td>Distressed Nickel</td><td>2573782</td></tr> <tr><td>Gold Dust</td><td>N/A</td></tr> <tr><td>Black</td><td>9056229</td></tr> </tbody> </table> | Finish | Order No. | Stone (Tribeca) | 2579860 | Stone (Albany) | 9056226 | White (Tribeca) | 2579847 | White (Albany) | 9056227 | Antique Brass | 2579581 | *060 Antique Brass | 2579741 | Bright Brass | 2579621 | Bright Brass | 2579621 | Polished Chrome | 2579582 | Brushed Chrome | N/A | Satin Nickel | 2579438 | Oil Rubbed Bronze | 2579963 | Distressed Bronze | 2573781 | Distressed Nickel | 2573782 | Gold Dust | N/A | Black | 9056229 |
| | | Finish | Order No. | | | | | | | | | | | | | | | | | | | | | | | | | | | | | | | | | |
| | | Stone (Tribeca) | 2579860 | | | | | | | | | | | | | | | | | | | | | | | | | | | | | | | | | |
| | | Stone (Albany) | 9056226 | | | | | | | | | | | | | | | | | | | | | | | | | | | | | | | | | |
| | | White (Tribeca) | 2579847 | | | | | | | | | | | | | | | | | | | | | | | | | | | | | | | | | |
| | | White (Albany) | 9056227 | | | | | | | | | | | | | | | | | | | | | | | | | | | | | | | | | |
| | | Antique Brass | 2579581 | | | | | | | | | | | | | | | | | | | | | | | | | | | | | | | | | |
| | | *060 Antique Brass | 2579741 | | | | | | | | | | | | | | | | | | | | | | | | | | | | | | | | | |
| | | Bright Brass | 2579621 | | | | | | | | | | | | | | | | | | | | | | | | | | | | | | | | | |
| | | Bright Brass | 2579621 | | | | | | | | | | | | | | | | | | | | | | | | | | | | | | | | | |
| | | Polished Chrome | 2579582 | | | | | | | | | | | | | | | | | | | | | | | | | | | | | | | | | |
| | | Brushed Chrome | N/A | | | | | | | | | | | | | | | | | | | | | | | | | | | | | | | | | |
| | | Satin Nickel | 2579438 | | | | | | | | | | | | | | | | | | | | | | | | | | | | | | | | | |
| | | Oil Rubbed Bronze | 2579963 | | | | | | | | | | | | | | | | | | | | | | | | | | | | | | | | | |
| | | Distressed Bronze | 2573781 | | | | | | | | | | | | | | | | | | | | | | | | | | | | | | | | | |
| | | Distressed Nickel | 2573782 | | | | | | | | | | | | | | | | | | | | | | | | | | | | | | | | | |
| Gold Dust | N/A | | | | | | | | | | | | | | | | | | | | | | | | | | | | | | | | | | | |
| Black | 9056229 | | | | | | | | | | | | | | | | | | | | | | | | | | | | | | | | | | | |

| Blank Reachout Lock Key | | | | |
|---|---|---|-----------|---------|
|  | <p>Note: Six pin key blank</p> | <table border="1"> <thead> <tr> <th>Order No.</th> </tr> </thead> <tbody> <tr> <td>2573561</td> </tr> </tbody> </table> | Order No. | 2573561 |
| | | Order No. | | |
| 2573561 | | | | |


Hardware

Hinge Parts


Note:

The hinge receiver is not a replaceable part. If hinge receiver replacement is needed you will need to replace the entire panel. See [Service Guide 0005226](#).

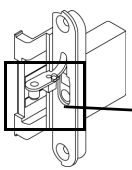
Leaf Hinge - Adjustable

| | | | | | |
|---|---|-------------|---------------|-------------|--------------|
|  | <p>Note: Hinge leaf screws not included with hinge leaf shown further below.</p> | | Color | Left | Right |
| | | | White | 2573336 | 2573335 |
| | | | Terratone® | 2668526 | 2668525 |
| | | | Sandtone | 0924518 | 0924517 |
| | | | Forest Green | 1269103 | 1269102 |
| | | | Canvas | 9001712 | 9001706 |
| | | | Prairie Grass | 9001717 | 9001711 |
| | | | Cocoa Bean | 9001715 | 9001709 |
| | | | Dove Gray | 9001716 | 9001710 |
| | | | Red Rock | 9001713 | 9001707 |
| | | | Black | 9001714 | 9001708 |
| | | Dark Bronze | 9021384 | 9021383 | |
| Corrosion Resistant | Stainless Steel | 9055484 | 9055483 | | |
| | Black | 9185332 | 9185331 | | |

Screw - Leaf Hinge

| | | | | |
|---|---|-------------|---------------|------------------|
|  | <p>Description 10-24 x 1/2 PH flat 118 - 8SS</p> <p>Note: Quantity of four used per hinge leaf. *Black screw used for non-corrosion resistant and corrosion resistant hinges.</p> | | Color | Order No. |
| | | | White | 2573331 |
| | | | Terratone® | 2668524 |
| | | | Sandtone | 0924516 |
| | | | Forest Green | 1269056 |
| | | | Canvas | 9001718 |
| | | | Prairie Grass | 9001723 |
| | | | Cocoa Bean | 9001721 |
| | | | Dove Gray | 9001722 |
| | | | Red Rock | 9001719 |
| | | | Black* | 9001720 |
| | | Dark Bronze | 9021394 | |
| Corrosion Resistant | Stainless Steel | 9055485 | | |
| | Black* | 9001720 | | |


Plug - Hinge Hole

| | | |
|--|--|-------------|
|  <p>Hinge Hole Plug</p> | | Gray |
| | | 2579988 |

A-Series Outswing Doors (2008 to Present)

Single Panel, 2-Panel, and Stationary Panel

Hardware

| Hex Adjuster Wrench | | |
|---|--|-----------|
|  | Kit includes: Hex wrench, installation and hinge Service Guide 0005226 . | Order No. |
| | | 2579045 |

Hardware

Miscellaneous Hardware Parts

Handle Extender - 1"

Note:
See [Installation Video](#).

| | | | |
|--|--|-------------------|------------------|
| | | Finish | Order No. |
| | | Stone | 2579851 |
| | | White | 2579838 |
| | | Antique Brass | 2579820 |
| | | Bright Brass | 2579821 |
| | | Polished Chrome | 2579819 |
| | | Brushed Chrome | 2579908 |
| | | Satin Nickel | 2579440 |
| | | Oil Rubbed Bronze | 2579907 |
| | | Distressed Bronze | 2573787 |
| | | Distressed Nickel | 2573788 |
| | | Gold Dust | N/A |
| | | Black | 9007633 |

Installation Kit - Single and Double

| | | |
|--|---|------------------|
| | Kit Includes: (2) Corner Gasket (1) Allen Wrench (1) Temporary Lock Handle (3) Cover Plugs (Bronze) (3) Cover Plugs (Sandtone) (3) 1" x #10 Stainless Steel Screws (8) 3" x #10 Stainless Steel Screws (26) 3" x #10 Installation Screws | Order No. |
| | | 9013225 |

Installation Kit - Single Stationary

| | | |
|--|--|------------------|
| | Kit Includes: (2) Corner Gasket (11) 3" x #10 Installation Screws | Order No. |
| | | 9013224 |

A-Series Outswing Doors (2008 to Present)

Single Panel, 2-Panel, and Stationary Panel

Hardware

Fasteners

Note:

Look for additional screws listed with the part where the screw is used.

When ordering fasteners by description, provide the following details:

Product line (example: FWOD)

Complete size (example: #6 Flat Head)

Description and color (example: Stainless Steel)

What it is used for: (example: Astragal End Cap)

Reference the 888 number: 888284414

Screw - SAS Units Insect Screen / Bumper to Sill / Stainless Steel

| | Size | Head | Order No. |
|--|------|-----------|-----------|
| | #8 | Flat head | 888284412 |

Screw - SAS Units Insect Screen / Bumper to Head Jamb / Stainless Steel

| | Size | Head | Order No. |
|--|------|-----------|-----------|
| | #8 | Flat head | 888284413 |

Screw - Astragal End Cap (AP/PA) / Stainless Steel

| | Size | Head | Order No. |
|--|------|-----------|-----------|
| | #6 | Flat head | 888284414 |

Screw - Astragal End to Passive Panel (AP/PA) / Zinc Dichromate

| | Size | Head | Order No. |
|--|------|-----------|-----------|
| | #10 | Flat head | 888284415 |

Screw - Operating Bottom Rail Filler / Steel

| | Size | Head | Order No. |
|--|------|-----------|-----------|
| | #8 | Flat head | 1361962 |

Screw - Sash Laminate Kit / Steel

| | Size | Head | Order No. |
|--|------|-----------|-----------|
| | #8 | Flat head | 888284419 |

Screw - Subassembly / Steel

| | Size | Head | Order No. |
|--|------|-----------|-----------|
| | #10 | Flat head | 888284420 |

Screw

| | Description | Order No. |
|--|-----------------------------------|-----------|
| | 10-12 x 1 TYP 17 PH FL 18-8 SS | 2579413 |

Screw

| | Description | Order No. |
|--|------------------------|-----------|
| | 10-12 x 3 TYP 17 PH FH | 2579759 |

Screw

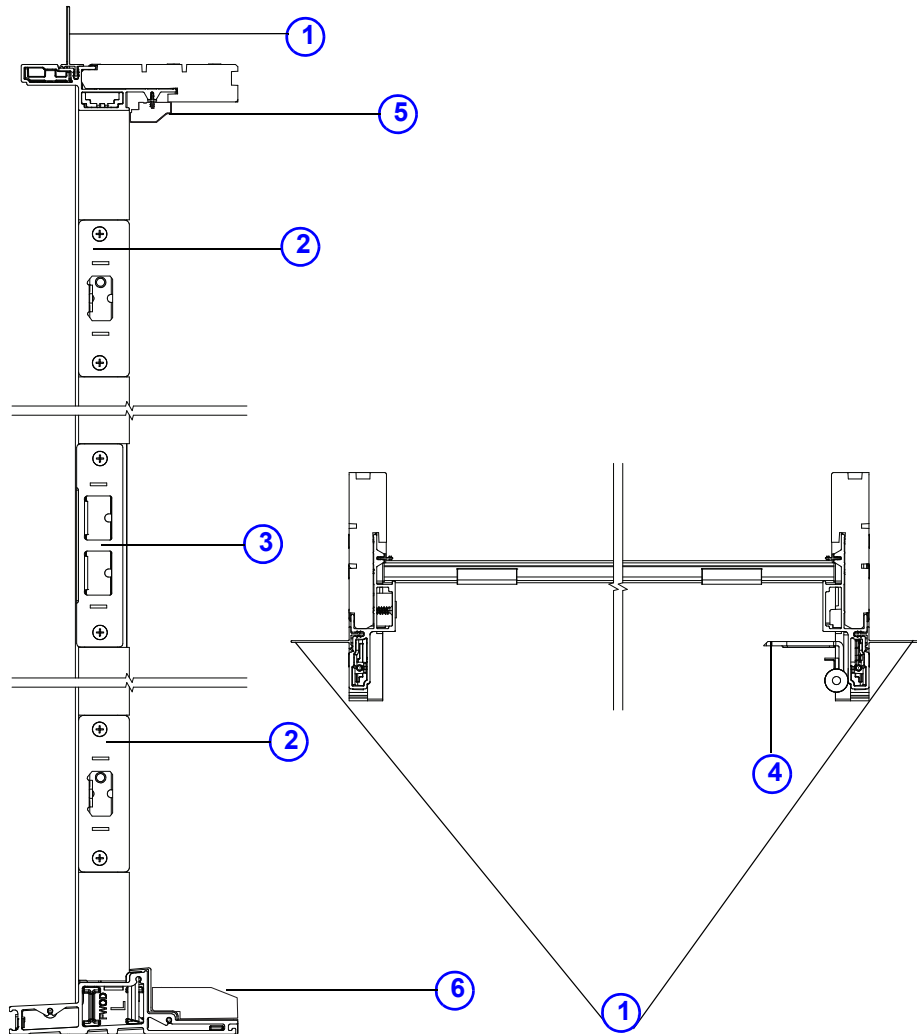
| | Description | Order No. |
|--|--------------------------------------|-----------|
| | 8-15 x 1 1/2 TYP 17 PH FL 18-8 SS | 2579418 |

Frames

Frames Assembly Illustration - Single Panel

Note:

See latest [Product Details](#). Head panel stop and sill step shown for identification purposes and are not included with frame.



1. [Installation Flange](#)
2. [Hookbolt Receiver](#)
3. [Latchbolt Receiver](#)
4. [Hinge leaf](#)
5. [Head Panel Stop](#) (not included with frame)
6. [Sill Step](#) (not included with frame)

A-Series Outswing Door Frame Assembly - Single Panel

Unit viewed from interior

A-Series Outswing Doors (2008 to Present)

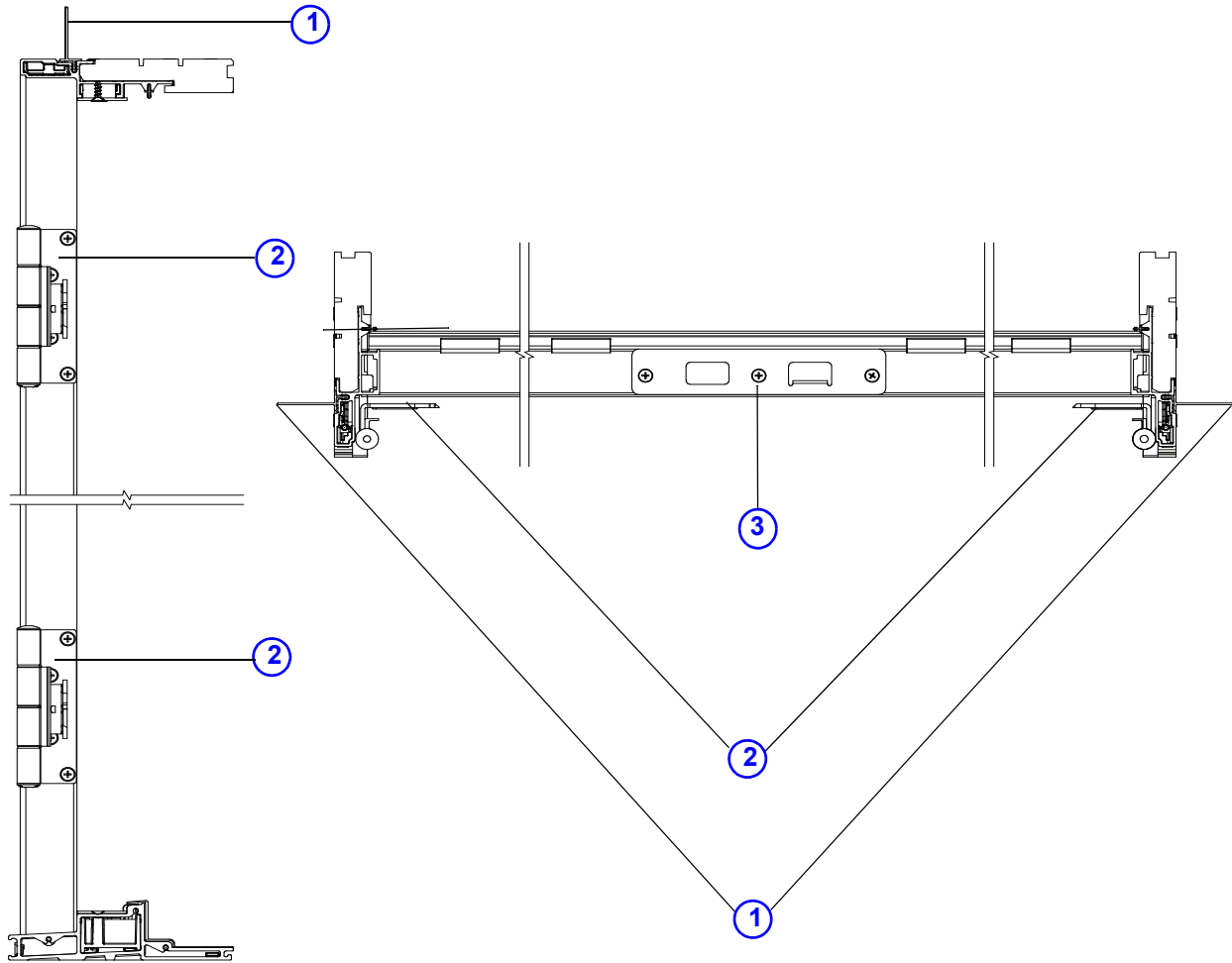
Single Panel, 2-Panel, and Stationary Panel

Frames

Frame Assembly Illustration - 2 Panel

Note:

See latest [Product Details](#).



1. [Installation Flange](#)
2. [Hinge Leaf](#)
3. [Flush Bolt Receiver](#)

Frenchwood Outswing Door Frame Assembly - 2-Panel AP/PA

Unit viewed from interior.

Frames

| Installation Flanges | | | | | |
|---|-----|------|---------|-----------|----------------|
| Flange - Folding / Head (2010 to Present) | | | | | |
| | | Unit | Length | Order No. | |
| | | FWOD | | 32 11/32 | 9044836 |
| | | | | 38 11/32 | 9044837 |
| | | | | 44 11/32 | 9044838 |
| | | | | 50 11/32 | 9044839 |
| | | | | 59 1/4 | 9044828 |
| | | | | 71 1/4 | 9044830 |
| | | | | 83 1/4 | 9044832 |
| | | | | 95 1/4 | 9044833 |
| | | | | 117 | 9044840 |
| | | | | 141 | 9044841 |
| | | | | 165 | By Description |
| | 189 | | 9044843 | | |

| Flange - Folding / Side (2010 to Present) | | | | |
|---|--|---------|---------|-----------|
| | | Unit | Length | Order No. |
| | | FWOD68 | 79 1/2 | 9044844 |
| | | FWOD611 | 82 3/8 | 9044845 |
| | | FWOD76 | 89 1/2 | 9046454 |
| | | FWOD80 | 95 1/2 | 9044846 |
| | | FWOD100 | 119 1/2 | 9044847 |

| Installation Kit | | | |
|---|--|---------------|-----------|
| Installation Kit - Door 72 x 83 | | | |
| Note: Used for rectangular openings up to 72" x 83". See Installation Guide 9080775 . | | | |
| | Kit Includes: (1) Backer Rod - 20 ft. (64) Shims (54) Fasteners - 1 1/2" Roofing nails (1) Self-Adhering Flashing Tape - 22 ft. (1) Flexible Sill Flashing Tape - 7 ft. (1) Insulating Foam - 12 oz. can (3) Sealant - 10.1 oz. tube Installation Guide | Product Lines | Order No. |
| | | Multiple | 9080774 |

A-Series Outswing Doors (2008 to Present)

Single Panel, 2-Panel, and Stationary Panel

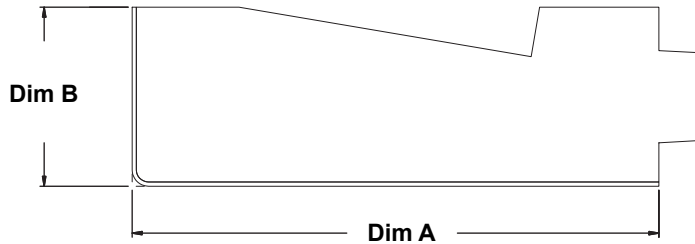
Frames

Extension Jamb Kits

Extension Jamb Kits

Kit Includes:

1 head jamb and 2 side jambs.



| 4-9/16" Base frame | Dim A | Dim B |
|--------------------|--------|-------|
| 5 1/4 | 11/16 | 43/64 |
| 6 9/16 | 2 | 43/64 |
| 7 1/8 | 2 9/16 | 43/64 |

| 6-9/16" Base frame | Dim A | Dim B |
|--------------------|-------|-------|
| | | 43/64 |
| | | 43/64 |
| 7 1/8 | 9/16 | 43/64 |








Note:

Custom size replacement extension jamb kits are made to order.

To order, state:

1. Description of Part (Extension Jamb Kit - Interior)
2. Quantity
3. Product ID (from product label, see [page 10](#))
4. Options Desired (if different than original product)




Frames

| Extension Jamb / Wood / Lineal | | | | | | | | | |
|---|--|-----|---------|--|---------|---------|---|---------|---------|
| Extension Jamb / Wood / Lineal | | | | | | | | | |
| Note: For use with 4 9/16" frame unless called out. | | | | | | | | | |
| Wall Depth |  Pine | | |  Oak | | |  Maple | | |
| | 83" | 96" | 144" | 83" | 96" | 144" | 83" | 96" | 144" |
| 5 1/4" | | | 9019671 | | | 9019674 | | | 9019677 |
| 6 9/16" | 9066604 | | 9019672 | 9066605 | 9118495 | 9019675 | 9066606 | 9118496 | 9019678 |
| 7 1/8" (4 9/16" Frame) | | | 9019673 | | | 9019676 | | | 9019679 |
| 7 1/8" (6 9/16" Frame) | | | 9019680 | | | 9019681 | | | 9019682 |
| Wall Depth |  Mahogany | | |  Cherry | | |  Vertical Grain Douglas Fir | | |
| | 83" | 96" | 144" | 83" | 96" | 144" | 83" | 96" | 144" |
| 5 1/4" | | | 9138892 | | | 9138889 | | | 9138886 |
| 6 9/16" | | | 9138893 | | | 9138890 | | | 9138887 |
| 7 1/8" (4 9/16" Frame) | | | 9138894 | | | 9138891 | | | 9138888 |
| 7 1/8" (6 9/16" Frame) | | | 9173375 | | | 9173376 | | | 9173374 |
| Wall Depth |  Alder | | | | | | | | |
| | 83" | 96" | 144" | 83" | 96" | 144" | 83" | 96" | 144" |
| 5 1/4" | | | 9138895 | | | | | | |
| 6 9/16" | | | 9138896 | | | | | | |
| 7 1/8" (4 9/16" Frame) | | | 9138897 | | | | | | |
| 7 1/8" (6 9/16" Frame) | | | 9173377 | | | | | | |

A-Series Outswing Doors (2008 to Present)

Single Panel, 2-Panel, and Stationary Panel

Frames

| Extension Jamb / Painted / Lineal | | | | | | | | | |
|--|--|---------|---------|--|---------|---------|---|-----|------|
| Extension Jamb / Pine Painted / Lineal | | | | | | | | | |
| Wall Depth |  White - Painted | | |  Black - Painted | | |  Birch Bark - Painted | | |
| | 83" | 96" | 144" | 83" | 96" | 144" | 83" | 96" | 144" |
| 5 1/4 | | | | | | | | | |
| 6 9/16 | 9117169 | 9117171 | 9117170 | 9185667 | 9185668 | 9185669 | | | |
| 7 1/8 | | | | | | | | | |

Frames

Sill Parts

Sill Step

Note:

Sits horizontally on interior edge of sill. See [Track filler](#) when customer has a retractable screen. Screw package must be ordered separately.

| | Unit No. | Dimensions | Maple | Oak |
|--|----------|------------|---------|---------|
| | FWOD21 | 22 1/16 | 9013814 | 9013808 |
| | FWOD27 | 28 1/16 | 9013815 | 2578621 |
| | FWOD29 | 30 1/16 | 9013816 | 2578623 |
| | FWOD31 | 34 1/16 | 9013817 | 2578625 |
| | FWOD33 | 36 1/16 | 9013818 | 9013809 |
| | FWOD40 | 45 3/16 | 9013819 | 9013810 |
| | FWO41 | 45 15/16 | 9020354 | 2578289 |
| | FWOD50 | 57 7/32 | 9013820 | 2578630 |
| | FWOD54 | 61 7/32 | 9013821 | 2578632 |
| | FWOD60 | 69 7/32 | 9013822 | 2578633 |
| | FWOD64 | 73 3/16 | 9013823 | 9013811 |

Sill Step Screw Package

| Description | Order No. |
|--------------------------------|-----------|
| Qty 6 - #8 x 1 1/2 brass PH FL | 9055480 |

Weep Hole Cover

| | Color | Order No. |
|--|-------|-----------|
| | Gray | 9000553 |
| | Black | 9017769 |

Drainage Cover

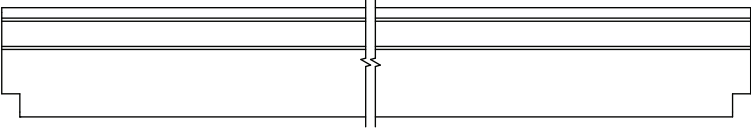
| | Color | Order No. |
|--|-------|-----------|
| | Gray | 9001695 |
| | Black | 9017771 |

A-Series Outswing Doors (2008 to Present)

Single Panel, 2-Panel, and Stationary Panel

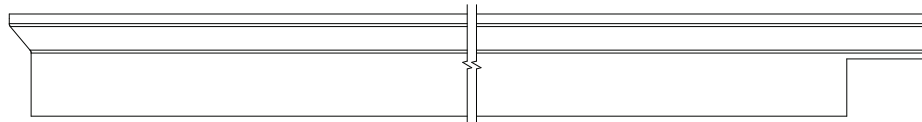
Frames

| Fastener Covers | | | |
|---------------------|---|---------------|-----------|
| Fastener Cover Pack | | | |
| | Pack includes: (12) fastener covers | Finish | Order No. |
| | | White | 9013254 |
| | | Sandtone | 9013255 |
| | | Terratone® | 9013256 |
| | | Forest Green | 9013257 |
| | | Canvas | 9013258 |
| | | Prairie Grass | 9013263 |
| | | Cocoa Bean | 9013261 |
| | | Dove Gray | 9013262 |
| | | Red Rock | 9013259 |
| | | Black | 9013260 |
| Dark Bronze | 9021382 | | |
| Fastener Cover Plug | | | |
| | Note: Used on sill to cover installation screws. | Finish | Order No. |
| | | Sandtone | 9000415 |

| Panel Stops | | | | | | | | |
|--|------------|---------|---------|---------|----------------------------|---------|------------|---------|
| Panel Stop - Head | | | | | | | | |
|  | | | | | | | | |
| Head Stop | | | | | | | | |
| Note: Stop is used on active and stationary units. | | | | | | | | |
| Unit No. | Dimensions | Pine | Maple | Oak | Prefinished Interior White | Primed | Birch Bark | Black |
| FWO21 | 22 1/32 | 9003511 | 9003547 | 9003529 | 9051017 | 9051007 | 9050997 | 9185613 |
| FWO27 | 28 1/32 | 9003512 | 9003548 | 9003530 | 9051018 | 9051008 | 9050998 | 9185614 |
| FWO29 | 30 1/32 | 9003513 | 9003549 | 9003531 | 9051019 | 9051009 | 9050999 | 9185615 |
| FWO31 | 34 1/32 | 9003514 | 9003550 | 9003532 | 9051020 | 9051010 | 9051000 | 9185617 |
| FWO33 | 36 1/32 | 9003515 | 9003551 | 9003533 | 9051021 | 9051011 | 9051001 | 9185618 |
| FWO40 | 45 3/16 | 9003516 | 9003552 | 9003534 | 9051022 | 9051012 | 9051002 | 9185621 |
| FWO50 | 57 3/16 | 9003517 | 9003553 | 9003535 | 9051023 | 9051013 | 9051003 | 9185623 |
| FWO54 | 61 3/16 | 9003518 | 9003554 | 9003536 | 9051024 | 9051014 | 9051004 | 9185624 |
| FWO60 | 69 3/16 | 9003519 | 9003555 | 9003537 | 9051025 | 9051015 | 9051005 | 9185625 |
| FWO64 | 73 3/16 | 9003520 | 9003556 | 9003538 | 9051026 | 9051016 | 9051006 | 9185626 |

Frames

Panel Stop - Side



Side Stop

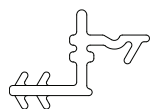
Note:
Stop is used on active and stationary units.

| Unit No. | Dimen- sions | Pine | | Maple | | Oak | |
|---------------|-----------------|---------|---------|---------|---------|---------|---------|
| | | Left | Right | Left | Right | Left | Right |
| FWO68 | 77 1/2 | 9003503 | 9003507 | 9003539 | 9003543 | 9003521 | 9003525 |
| FWO611 | 80 3/8 | 9003504 | 9003508 | 9003540 | 9003544 | 9003522 | 9003526 |
| FWO80 | 93 1/2 | 9003506 | 9003510 | 9003542 | 9003546 | 9003524 | 9003528 |

| Unit No. | Dimen- sions | Prefinished Interior White | | Primed | | Birch Bark | | Black | |
|----------------|-----------------|-------------------------------|---------|---------|---------|------------|---------|---------|---------|
| | | Left | Right | Left | Right | Left | Right | Left | Right |
| FWO68 | 77 1/2 | 9051033 | 9051042 | 9051030 | 9051039 | 9051027 | 9051036 | 9185627 | 9185631 |
| FWO611 | 80 3/8 | 9051034 | 9051043 | 9051031 | 9051040 | 9051028 | 9051037 | 9185630 | 9185634 |
| FWO80 | 93 1/2 | 9051035 | 9051044 | 9051032 | 9051041 | 9051029 | 9051038 | 9185628 | 9185632 |
| FWGD100 | 117 1/2 | 9133937 | 9133936 | 9133944 | 9133943 | 9133951 | 9133950 | 9185629 | 9185633 |

Fasteners

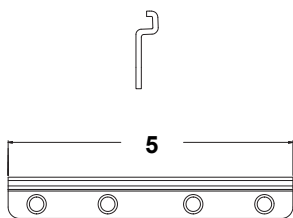
Stop Fastener - White



Note:
Used on head and side stops. Ships as a 4" piece.

| Size | Order No. |
|-------|-----------|
| FWOD4 | 9013869 |

Sill Clip



| Order No. |
|-----------|
| 9000566 |

A-Series Outswing Doors (2008 to Present)

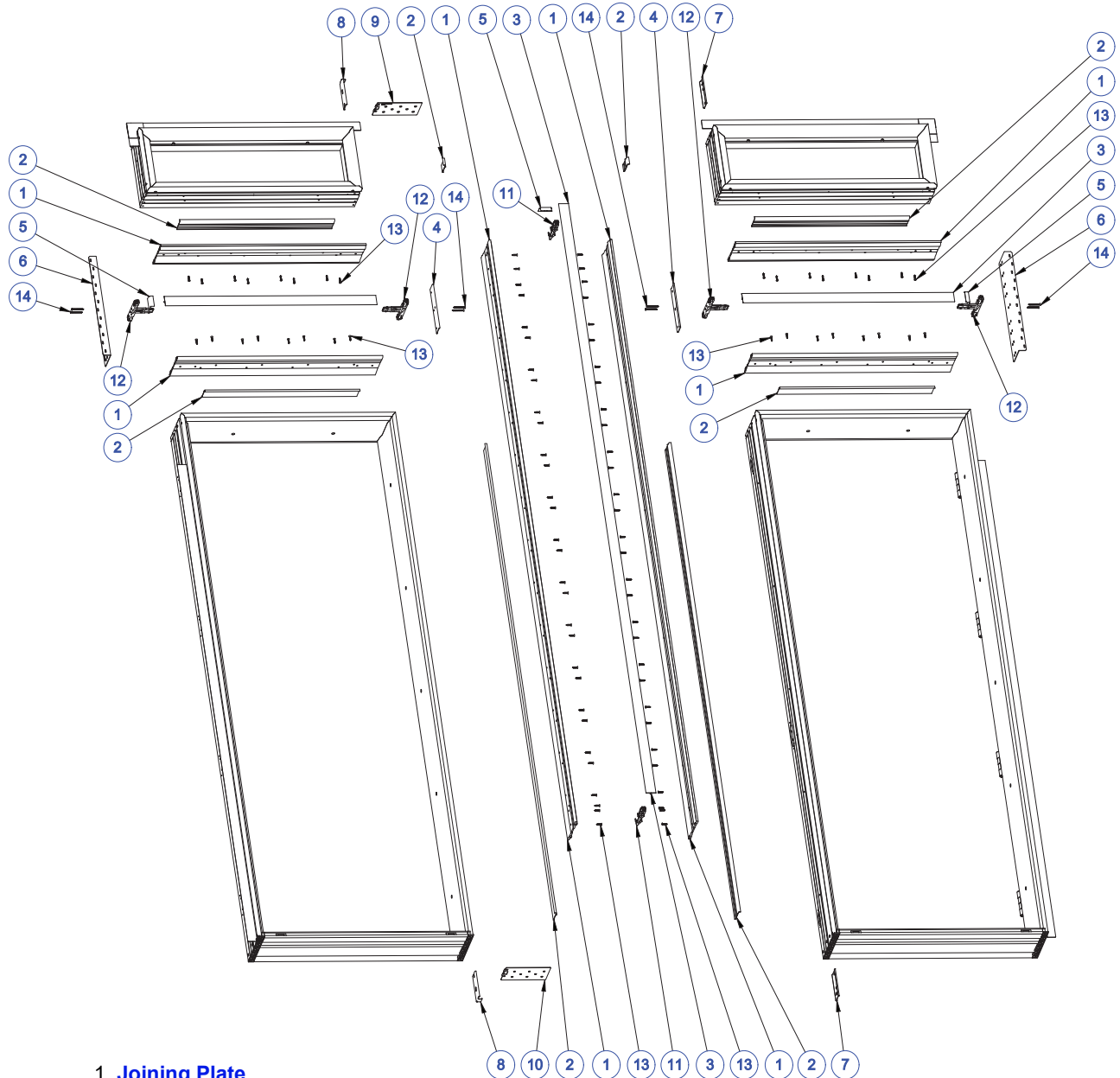
Single Panel, 2-Panel, and Stationary Panel

Joining Components

Fiberglass Joining Exploded View

Note:

See (1-Way, 1-Way Assembly in Opening and 2-Way) [Joining Guide 9180250](#).



- | | | |
|---|--|--|
| 1. Joining Plate | 7. Fixed Bracket | 11. End Plug |
| 2. Joining Plate Alignment Spacer | 8. Slide Bracket | 12. Locking/Sealing Plug |
| 3. Exterior Trim Strip | 9. Flat Side Gusset (A) | 13. 7/8" Screw |
| 4. Intersection Bracket | 10. Flat Side Gusset (B) | 14. 2" Screw |
| 5. End Cap | | |
| 6. Gusset Plate | | |

Joining Components

| Fiberglass Joining Kits | | | | | | | | | | |
|---|----------------------------------|----------------------------------|---------|--------------------------------|--------------------------------|--------------------------------|--------------------------------|---------------------------------|---------------------------------|---------------------------------|
| Joining Kits - FGL / 4 9/16" | | | | | | | | | | |
| Kit Includes: (2) Joining Plate (2) Alignment Spacer (1) Exterior Trim Strip (length dimension shown) (2) Flange Gusset 18" (1) Hardware K (1) Sealant | | | | | | | | | | |
| Color | Size | | | | | | | | | |
| | 31 | 33 | 60 | 64 | 68 | 611 | 80 | 100 | 104 | 120 |
| | Length | | | | | | | | | |
| | 35 ²⁷ / ₃₂ | 37 ¹⁹ / ₃₂ | 71 | 74 ³ / ₄ | 79 ¹ / ₄ | 82 ¹ / ₈ | 95 ¹ / ₄ | 119 ¹ / ₄ | 123 ¹ / ₄ | 143 ³ / ₄ |
| White | 9179836 | 9179837 | 9179838 | 9179839 | 9179840 | 9179841 | 9179842 | 9179843 | 9179844 | 9179845 |
| Terratone® | 9179826 | 9179827 | 9179828 | 9179829 | 9179830 | 9179831 | 9179832 | 9179833 | 9179834 | 9179835 |
| Sandtone | 9179816 | 9179817 | 9179818 | 9179819 | 9179820 | 9179821 | 9179822 | 9179823 | 9179824 | 9179825 |
| Forest Green | 9179786 | 9179787 | 9179788 | 9179789 | 9179790 | 9179791 | 9179792 | 9179793 | 9179794 | 9179795 |
| Canvas | 9179746 | 9179747 | 9179748 | 9179749 | 9179750 | 9179751 | 9179752 | 9179753 | 9179754 | 9179755 |
| Prairie Grass | 9179796 | 9179797 | 9179798 | 9179799 | 9179800 | 9179801 | 9179802 | 9179803 | 9179804 | 9179805 |
| Cocoa Bean | 9179756 | 9179757 | 9179758 | 9179759 | 9179760 | 9179761 | 9179762 | 9179763 | 9179764 | 9179765 |
| Dove Gray | 9179776 | 9179777 | 9179778 | 9179779 | 9179780 | 9179781 | 9179782 | 9179783 | 9179784 | 9179785 |
| Red Rock | 9179806 | 9179807 | 9179808 | 9179809 | 9179810 | 9179811 | 9179812 | 9179813 | 9179814 | 9179815 |
| Black | 9179736 | 9179737 | 9179738 | 9179739 | 9179740 | 9179741 | 9179742 | 9179743 | 9179744 | 9179745 |
| Dark Bronze | 9179766 | 9179767 | 9179768 | 9179769 | 9179770 | 9179771 | 9179772 | 9179773 | 9179774 | 9179775 |

| Joining Kits - FGL / 6 9/16" | | | |
|---|---------|---------------------------------|---------------------------------|
| Kit Includes: (2) Joining Plate (2) Alignment Spacer (1) Exterior Trim Strip (length dimension shown) (2) Flange Gusset 18" (1) Hardware Kit (1) Sealant | Color | Size | |
| | | 104 | 140 |
| | | Length | |
| | | 123 ¹ / ₄ | 167 ³ / ₄ |
| | | White | 9179866 |
| Terratone® | 9179864 | 9179865 | |
| Sandtone | 9179862 | 9179863 | |
| Forest Green | 9179856 | 9179857 | |
| Canvas | 9179848 | 9179849 | |
| Prairie Grass | 9179858 | 9179859 | |
| Cocoa Bean | 9179850 | 9179851 | |
| Dove Gray | 9179852 | 9179853 | |
| Red Rock | 9179860 | 9179861 | |
| Black | 9179846 | 9179847 | |
| Dark Bronze | 9179854 | 9179855 | |

A-Series Outswing Doors (2008 to Present)

Single Panel, 2-Panel, and Stationary Panel

Joining Components

Fiberglass Joining Hardware Kits

Hardware Kit - FGL Joining

Kit Includes:

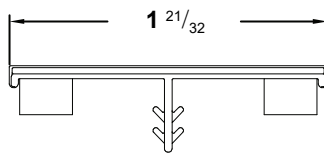
- (1) Intersection Bracket
- (2) Fixed Bracket
- (2) Slide Bracket
- (1) Flat Side Gusset Type A
- (1) Flat Side Gusset Type B
- (2) Locking/Sealing Plug
- (2) End Plug
- (2) End Cap
- (18) Screw 10-16 x 2
- (52) Screw 10-12 x 7/8
- (1) Gasket

| Color | Order No. |
|---------------|-----------|
| White | 9180115 |
| Terratone® | 9180114 |
| Sandtone | 9180113 |
| Forest Green | 9180110 |
| Canvas | 9180107 |
| Prairie Grass | 9180111 |
| Cocoa Bean | 9180106 |
| Dove Gray | 9180108 |
| Red Rock | 9180112 |
| Black | 9179999 |
| Dark Bronze | 9180109 |

Joining Components

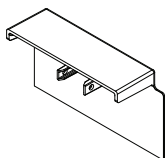
Fiberglass Joining Kit Components

Trim Strip - FGL



| Color | Size | | | | | | | | | | |
|---------------|----------------------------------|----------------------------------|---------|--------------------------------|--------------------------------|--------------------------------|--------------------------------|---------------------------------|---------------------------------|---------------------------------|---------------------------------|
| | 31 | 33 | 60 | 64 | 68 | 611 | 80 | 100 | 104 | 120 | 120 |
| | Length | | | | | | | | | | |
| | 35 ²⁷ / ₃₂ | 37 ²⁷ / ₃₂ | 71 | 74 ³ / ₄ | 79 ¹ / ₄ | 82 ¹ / ₈ | 94 ¹ / ₄ | 119 ¹ / ₄ | 123 ¹ / ₄ | 143 ³ / ₄ | 167 ³ / ₄ |
| White | 9179978 | 9179979 | 9179980 | 9179981 | 9180159 | 9180160 | 9180161 | 9180162 | 9179982 | 9179983 | 9179984 |
| Terratone® | 9179971 | 9179972 | 9179973 | 9179974 | 9180155 | 9180156 | 9180157 | 9180158 | 9179975 | 9179976 | 9179977 |
| Sandtone | 9179964 | 9179965 | 9179966 | 9179967 | 9180151 | 9180152 | 9180153 | 9180154 | 9179968 | 9179969 | 9179970 |
| Forest Green | 9179935 | 9179936 | 9179937 | 9179938 | 9180147 | 9180148 | 9180149 | 9180150 | 9179939 | 9179940 | 9179941 |
| Canvas | 9179899 | 9179900 | 9179901 | 9179902 | 9180139 | 9180140 | 9180141 | 9180142 | 9179903 | 9179904 | 9179905 |
| Prairie Grass | 9179942 | 9179943 | 9179944 | 9179945 | 9179946 | 9179947 | 9179948 | 9179949 | 9179950 | 9179951 | 9179952 |
| Cocoa Bean | 9179906 | 9179907 | 9179908 | 9179909 | 9179910 | 9179911 | 9179912 | 9179913 | 9179914 | 9179915 | 9179916 |
| Dove Gray | 9179917 | 9179918 | 9179919 | 9179920 | 9179921 | 9179922 | 9179923 | 9179924 | 9179925 | 9179926 | 9179927 |
| Red Rock | 9179953 | 9179954 | 9179955 | 9179956 | 9179957 | 9179958 | 9179959 | 9179960 | 9179961 | 9179962 | 9179963 |
| Black | 9179891 | 9179892 | 9179893 | 9179894 | 9180136 | 9180137 | 9180138 | 9179895 | 9179896 | 9179897 | 9179898 |
| Dark Bronze | 9179928 | 9179929 | 9179930 | 9179931 | 9180143 | 9180144 | 9180145 | 9180146 | 9179932 | 9179933 | 9179934 |

End Cap - FGL

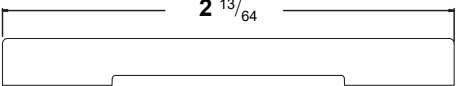


| Color | Order No. |
|---------------|-----------|
| White | 9043111 |
| Terratone® | 9043119 |
| Sandtone | 9043110 |
| Forest Green | 9043118 |
| Canvas | 9043112 |
| Prairie Grass | 9043117 |
| Cocoa Bean | 9043116 |
| Dove Gray | 9043113 |
| Red Rock | 9043114 |
| Black | 9043115 |
| Dark Bronze | 9043120 |

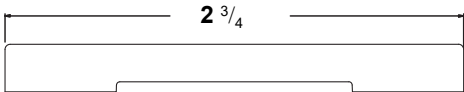
A-Series Outswing Doors (2008 to Present)

Single Panel, 2-Panel, and Stationary Panel

Joining Components

| Inside Casing - 2 1/8" | | | | | | | | | | |
|--|---------|---------|---------|---------|---------|---------|---------|----------|-------------|---------|
|  | | | | | | | | | | |
| Finish | 96" | | | 120" | | | | | | |
| | Pine | Maple | Oak | Pine | Maple | Oak | Cherry | Mahogany | Douglas Fir | Alder |
| Unfinished | 9067316 | 9064335 | 9064417 | 9068749 | 9068751 | 9068750 | 9140911 | 9140912 | 9140910 | 9140913 |
| White | 9013179 | 9055406 | 9040761 | 9013180 | 9040762 | 9055403 | | | - | |
| Clear Coat | 9013183 | 9013187 | 9013185 | 9013184 | 9013188 | 9013186 | | | - | |
| Cinnamon | 9013207 | 9013211 | 9013209 | 9013208 | 9013212 | 9013210 | | | - | |
| Mocha | 9013195 | 9013199 | 9013197 | 9013196 | 9013200 | 9013198 | | | - | |
| Primed | 9013181 | 9055407 | 9040763 | 9013182 | 9040764 | 9055404 | | | - | |
| Honey | 9013201 | 9013205 | 9013203 | 9013202 | 9013206 | 9013204 | | | - | |
| Russet | 9013189 | 9013193 | 9013191 | 9013190 | 9013194 | 9013192 | | | - | |
| Espresso | 9013215 | 9013219 | 9013217 | 9013216 | 9013220 | 9013218 | | | - | |
| Birch Bark (Bright White) | 9013213 | 9055408 | 9040765 | 9013214 | 9040766 | 9055405 | | | - | |
| White | 9013179 | 9055406 | 9040761 | 9013180 | 9040762 | 9055403 | | | - | |
| Terratone® | 9178875 | 9178857 | 9178866 | 9178830 | 9178848 | 9178839 | | | - | |
| Sandtone | 9178874 | 9178856 | 9178865 | 9178829 | 9178847 | 9178838 | | | - | |
| Forest Green | 9178881 | 9178863 | 9178872 | 9178836 | 9178854 | 9178845 | | | - | |
| Canvas | 9178873 | 9178855 | 9178864 | 9178828 | 9178846 | 9178837 | | | - | |
| Prairie Grass | | | | | | | | | - | |
| Cocoa Bean | 9178880 | 9178862 | 9178871 | 9178835 | 9178853 | 9178844 | | | - | |
| Dove Gray | 9178879 | 9178861 | 9178870 | 9178834 | 9178852 | 9178843 | | | - | |
| Red Rock | 9178878 | 9178860 | 9178869 | 9178833 | 9178851 | 9178842 | | | - | |
| Black | 9178876 | 9178858 | 9178867 | 9178831 | 9178849 | 9178840 | | | - | |
| Dark Bronze | 9178877 | 9178859 | 9178868 | 9178832 | 9178850 | 9178841 | | | - | |

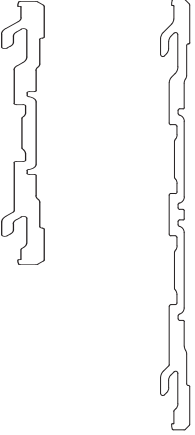
Joining Components

| Inside Casing - 2 3/4" | | | | | | | | | | |
|---|---------|---------|---------|---------|---------|---------|---------|---------------|----------------|---------|
| Note: Used when a wide bottom rail (A-Series Casement or A-Series Awning) unit is mulled above other A-Series windows or doors. | | | | | | | | | | |
|  | | | | | | | | | | |
| Finish | 72" | | | 96" | | | | | | |
| | Pine | Maple | Oak | Pine | Maple | Oak | Cherry | Mahog- any | Douglas Fir | Alder |
| Unfinished | 9067322 | 9064398 | 9064485 | 9067323 | 9068753 | 9068752 | 9140915 | 9140916 | 9140914 | 9140917 |
| White | 9031540 | 9055381 | 9055383 | 9055372 | 9055385 | 9055394 | - | - | - | - |
| Clear Coat | 9031542 | 9031544 | 9031543 | 9055373 | 9055386 | 9055395 | - | - | - | - |
| Cinnamon | 9031554 | 9031556 | 9031555 | 9055374 | 9055387 | 9055396 | - | - | - | - |
| Mocha | 9031548 | 9031550 | 9031549 | 9055375 | 9055388 | 9055397 | - | - | - | - |
| Primed | 9031541 | 9055382 | 9055384 | 9055376 | 9055389 | 9055398 | - | - | - | - |
| Honey | 9031551 | 9031553 | 9031552 | 9055377 | 9055390 | 9055399 | - | - | - | - |
| Russet | 9031545 | 9031547 | 9031546 | 9055378 | 9055391 | 9055400 | - | - | - | - |
| Espresso | 9031558 | 9031560 | 9031559 | 9055379 | 9055392 | 9055401 | - | - | - | - |
| Birch Bark (Bright White) | 9031557 | 9040611 | 9040610 | 9055380 | 9055393 | 9055402 | - | - | - | - |

A-Series Outswing Doors (2008 to Present)

Single Panel, 2-Panel, and Stationary Panel

Joining Components

| Joining Plate - FGL | | | | | |
|---|--|---------------------------------------|--|---|------------------|
| Note: Need two per mull. Cut to fit joining plates 1 1/2" shorter than the overall mull length or width. | | | | | |
|  <p>4 ⁹/₁₆ 6 ⁹/₁₆</p> | | Depth | Size | Length | Order No. |
| | | 4 ⁹ / ₁₆ | 31 | 34 ¹⁹ / ₃₂ | 9179868 |
| | | | 33 | 36 ¹⁹ / ₃₂ | 9179869 |
| | | | 60 | 69 ³ / ₄ | 9179870 |
| | | | 64 | 73 ¹ / ₂ | 9179871 |
| | | | 68 | 78 | 9179872 |
| | | | 611 | 80 ⁷ / ₈ | 9179873 |
| | | | 80 | 94 | 9179874 |
| | | | 100 | 118 | 9179875 |
| | | | 104 | 122 | 9179876 |
| | | 120 | 142 ¹ / ₂ | 9179877 | |
| | | 6 ⁹ / ₁₆ | 100 | 118 | 9179878 |
| | | | 140 | 166 ¹ / ₂ | 9179879 |

Joining Components

| Joining Plate Alignment Spacer - FGL | | | | |
|---|--|-------------|---------------|------------------|
| Note: Need one per unit jamb that is to be joined. Required length: Join dimension - 1 1/2" | | | | |
| | | Size | Length | Order No. |
| | | 31 | 26 3/32 | 9179880 |
| | | 33 | 28 3/32 | 9179881 |
| | | 60 | 61 1/4 | 9179882 |
| | | 64 | 65 | 9179883 |
| | | 68 | 69 1/2 | 9179884 |
| | | 611 | 72 3/8 | 9179885 |
| | | 80 | 85 1/2 | 9179886 |
| | | 100 | 109 1/2 | 9179887 |
| | | 104 | 113 1/2 | 9179888 |
| | | 120 | 134 | 9179889 |
| | | 140 | 158 | 9179890 |

| Intersection Bracket - FGL | | |
|----------------------------|--|------------------|
| | | Order No. |
| | | 9152243 |


| Gusset Plate - FGL / 18" | | | |
|---|--|-------------|------------------|
| Note: Need two per join. Required length: Join dimension - 1 1/2" | | | |
| <p>Flanged Flat</p> | | Type | Order No. |
| | | Flat | 9179994 |
| | | Flanged | 9179993 |

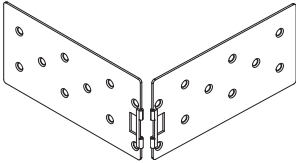
| Fixed Bracket - FGL | | |
|---------------------|--|------------------|
| | | Order No. |
| | | 9179997 |

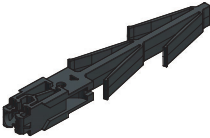
A-Series Outswing Doors (2008 to Present)

Single Panel, 2-Panel, and Stationary Panel

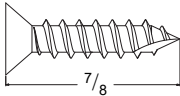
Joining Components

| Slide Bracket - FGL | | |
|---|--|------------------|
|  | | Order No. |
| | | 9179998 |

| Flat Slide Gusset - FGL | | | |
|---|--|-------------|------------------|
|  Type A Type B | | Type | Order No. |
| | | A | 9179995 |
| | | B | 9179996 |

| End Plug - FGL | | |
|---|--|------------------|
|  | | Order No. |
| | | 9179992 |

| Locking/Sealing Plug - FGL | | |
|---|--|------------------|
|  | | Order No. |
| | | 9177451 |

| Screw Package - 7/8" FGL Screw | | | |
|--|--|------------|------------------|
| Package Includes: | | | |
| (52) Fasteners 10-16 x 7/8" PH FL Type 17 | | | |
|  7/8 | | Qty | Order No. |
| | | 52 | 9159384 |

Joining Components

Vintage LVL Joining Kit Components

Note:
Laminated Veneer Lumber (LVL) Joining System was replaced by Easy Connect Joining System (ECJS) in July 2019. Some kits and component parts are unavailable

| Inside Casing - 2 1/8" | | | | | | | | | | |
|------------------------------|---------|---------|---------|---------|---------|---------|---------|----------|-------------|---------|
| | | | | | | | | | | |
| Finish | 96" | | | 120" | | | | | | |
| | Pine | Maple | Oak | Pine | Maple | Oak | Cherry | Mahogany | Douglas Fir | Alder |
| Unfinished | 9067316 | 9064335 | 9064417 | 9068749 | 9068751 | 9068750 | 9140911 | 9140912 | 9140910 | 9140913 |
| White | 9013179 | 9055406 | 9040761 | 9013180 | 9040762 | 9055403 | | | | |
| Clear Coat | 9013183 | 9013187 | 9013185 | 9013184 | 9013188 | 9013186 | | | | |
| Cinnamon | 9013207 | 9013211 | 9013209 | 9013208 | 9013212 | 9013210 | | | | |
| Mocha | 9013195 | 9013199 | 9013197 | 9013196 | 9013200 | 9013198 | | | | |
| Primed | 9013181 | 9055407 | 9040763 | 9013182 | 9040764 | 9055404 | | | | |
| Honey | 9013201 | 9013205 | 9013203 | 9013202 | 9013206 | 9013204 | | | | |
| Russet | 9013189 | 9013193 | 9013191 | 9013190 | 9013194 | 9013192 | | | | |
| Espresso | 9013215 | 9013219 | 9013217 | 9013216 | 9013220 | 9013218 | | | | |
| Birch Bark (Bright White) | 9013213 | 9055408 | 9040765 | 9013214 | 9040766 | 9055405 | | | | |
| White | 9013179 | 9055406 | 9040761 | 9013180 | 9040762 | 9055403 | | | | |
| Terratone® | 9178875 | 9178857 | 9178866 | 9178830 | 9178848 | 9178839 | | | | |
| Sandtone | 9178874 | 9178856 | 9178865 | 9178829 | 9178847 | 9178838 | | | | |
| Forest Green | 9178881 | 9178863 | 9178872 | 9178836 | 9178854 | 9178845 | | | | |
| Canvas | 9178873 | 9178855 | 9178864 | 9178828 | 9178846 | 9178837 | | | | |
| Prairie Grass | | | | | | | | | | |
| Cocoa Bean | 9178880 | 9178862 | 9178871 | 9178835 | 9178853 | 9178844 | | | | |
| Dove Gray | 9178879 | 9178861 | 9178870 | 9178834 | 9178852 | 9178843 | | | | |
| Red Rock | 9178878 | 9178860 | 9178869 | 9178833 | 9178851 | 9178842 | | | | |
| Black | 9178876 | 9178858 | 9178867 | 9178831 | 9178849 | 9178840 | | | | |
| Dark Bronze | 9178877 | 9178859 | 9178868 | 9178832 | 9178850 | 9178841 | | | | |

A-Series Outswing Doors (2008 to Present)

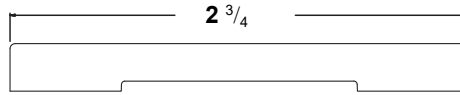
Single Panel, 2-Panel, and Stationary Panel

Joining Components

Inside Casing - 2 3/4"

Note:

Used when a wide bottom rail (A-Series Casement or A-Series Awning) unit is mulled above other A-Series windows or doors.



| Finish | 72" | | | 96" | | | | | | |
|---------------------------|---------|---------|---------|---------|---------|---------|---------|---------------|----------------|---------|
| | Pine | Maple | Oak | Pine | Maple | Oak | Cherry | Mahog- any | Douglas Fir | Alder |
| Unfinished | 9067322 | 9064398 | 9064485 | 9067323 | 9068753 | 9068752 | 9140915 | 9140916 | 9140914 | 9140917 |
| White | 9031540 | 9055381 | 9055383 | 9055372 | 9055385 | 9055394 | - | - | - | - |
| Clear Coat | 9031542 | 9031544 | 9031543 | 9055373 | 9055386 | 9055395 | - | - | - | - |
| Cinnamon | 9031554 | 9031556 | 9031555 | 9055374 | 9055387 | 9055396 | - | - | - | - |
| Mocha | 9031548 | 9031550 | 9031549 | 9055375 | 9055388 | 9055397 | - | - | - | - |
| Primed | 9031541 | 9055382 | 9055384 | 9055376 | 9055389 | 9055398 | - | - | - | - |
| Honey | 9031551 | 9031553 | 9031552 | 9055377 | 9055390 | 9055399 | - | - | - | - |
| Russet | 9031545 | 9031547 | 9031546 | 9055378 | 9055391 | 9055400 | - | - | - | - |
| Espresso | 9031558 | 9031560 | 9031559 | 9055379 | 9055392 | 9055401 | - | - | - | - |
| Birch Bark (Bright White) | 9031557 | 9040611 | 9040610 | 9055380 | 9055393 | 9055402 | - | - | - | - |

Joining Components

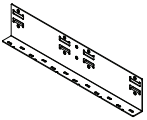
| Trim Strip - LVL Joining | | | | | | |
|--------------------------|---------------------------------|---------------------------------|---------------------------------|---------------------------------|----------------------------------|-----------------------------------|
| | | | | | | |
| Color | Size | | | | | |
| | 31 | 68 | 611 | 80 | 100 | 104 |
| | Length | | | | | |
| | 36 ³ / ₃₂ | 79 ⁹ / ₃₂ | 82 ³ / ₁₆ | 95 ⁹ / ₃₂ | 119 ⁹ / ₃₂ | 123 ¹¹ / ₃₂ |
| White | 9044058 | 9044062 | 9044063 | 9044064 | 9044066 | 9044065 |
| Terratone® | 9044098 | 9044130 | 9044138 | 9044146 | 9044162 | 9044154 |
| Sandtone | 9044068 | 9044072 | 9044073 | 9044074 | 9044076 | 9044075 |
| Forest Green | 9044099 | 9044131 | 9044139 | 9044147 | 9044163 | 9044155 |
| Canvas | 9044078 | 9044082 | 9044083 | 9044084 | 9044086 | 9044085 |
| Prairie Grass | 9044103 | 9044135 | 9044143 | 9044151 | 9044167 | 9044159 |
| Cocoa Bean | 9044102 | 9044134 | 9044142 | 9044150 | 9044166 | 9044158 |
| Dove Gray | 9044088 | 9044092 | 9044093 | 9044094 | 9044096 | 9044095 |
| Red Rock | 9044100 | 9044132 | 9044140 | 9044148 | 9044164 | 9044156 |
| Black | 9044101 | 9044133 | 9044141 | 9044149 | 9044165 | 9044157 |
| Dark Bronze | 9044104 | 9044136 | 9044144 | 9044152 | 9044168 | 9044160 |

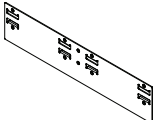
| End Cap - LVL/FGL | | |
|-------------------|---------------|-----------|
| | Color | Order No. |
| | White | 9043111 |
| | Terratone® | 9043119 |
| | Sandtone | 9043110 |
| | Forest Green | 9043118 |
| | Canvas | 9043112 |
| | Prairie Grass | 9043117 |
| | Cocoa Bean | 9043116 |
| | Dove Gray | 9043113 |
| | Red Rock | 9043114 |
| | Black | 9043115 |
| | Dark Bronze | 9043120 |

A-Series Outswing Doors (2008 to Present)

Single Panel, 2-Panel, and Stationary Panel

Joining Components

| Gusset Plate - Flanged / LVL / 18" | | |
|---|--|------------------|
|  | | Order No. |
| | | 3020004 |

| Gusset Plate - Straight / LVL / 18" | | |
|---|--|------------------|
|  | | Order No. |
| | | 9023934 |

| Screw - Bracket | | |
|-----------------|--|------------------|
| | | Order No. |
| | | 3020011 |

| Screw Package - 1" LVL Screw | | | |
|------------------------------|---|------------|------------------|
| | Package Includes: Screw, 10-12 x 1.000 Cross recess flat HD Type 17 | Qty | Order No. |
| | | 18 | 9017653 |

| Screw Package - 1.75" LVL Screw | | | |
|---------------------------------|---|------------|------------------|
| | Package Includes: Screw, 10-12 X 1-3/4 Cross recess flat HD Type 17 | Qty | Order No. |
| | | 18 | 9017652 |

| Screw Package - 2" LVL Screw | | | |
|------------------------------|---|------------|------------------|
| | Package Includes: Screw, 10-12 x 1-3/4 Cross recess flat HD Type 17 | Qty | Order No. |
| | | 18 | 9017654 |

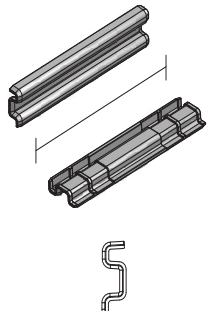
| Screw Package - 2.5" LVL Screw | | | |
|--------------------------------|--|------------|------------------|
| | Package Includes: Screw, 10-12 x 2-1/2 typ 17 PH FL STL ZY | Qty | Order No. |
| | | 18 | 9017651 |

| Screw Package - 3" LVL Screw | | | |
|------------------------------|--|------------|------------------|
| | Package Includes: Screw, 10-12 x 3.000 typ 17 PH FL STL ZY | Qty | Order No. |
| | | 18 | 9017650 |

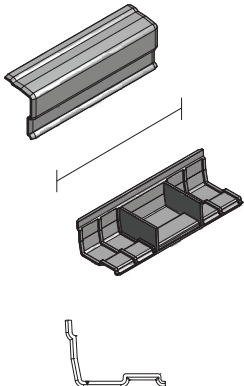
Joining Components

Mull Cover Kits

Mull Cover Kit - Sill / Standard

| | | | | |
|---|--|--------------|---------------|------------------|
|  | | Color | Length | Order No. |
| | | Gray | 4 1/8 | 9131768 |
| | | Dark Bronze | | 9131769 |

Mull Cover Kit - Sill / Drop Channel

| | | | | |
|--|--|--------------|---------------|------------------|
|  | | Color | Length | Order No. |
| | | Gray | 4 1/8 | 9131770 |
| | | Dark Bronze | | 9131771 |

A-Series Outswing Doors (2008 to Present)

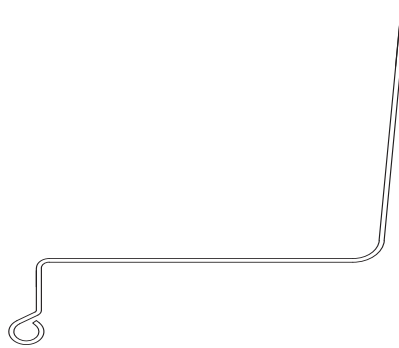
Single Panel, 2-Panel, and Stationary Panel

Joining Components

Universal Drip Cap - Continuous

Note:

Use on side-by-side or vertical joins mulled at the factory or distributor. Consists of 24 gauge aluminum material.



| | 72" | | | 120" | | | 151 1/2" | |
|----------------------|------------------|---------|---------|------------------|---------|---------|------------------|---------|
| | Package Quantity | | | Package Quantity | | | Package Quantity | |
| | 1 | 10 | 40 | 1 | 10 | 40 | 1 | 10 |
| White | 2222525 | 2222526 | 2222527 | 2222546 | 2222547 | 2222548 | 2222555 | 2222556 |
| Terratone® | 2222528 | 2222529 | NA | 2222549 | 2222550 | NA | 2222557 | 2222558 |
| Sandtone | 2222530 | 2222531 | NA | 2222551 | 2222552 | NA | 2222559 | 2222560 |
| Forest Green | 2222532 | 2222533 | NA | 2222553 | 2222554 | NA | 2222561 | 2222562 |
| Canvas | 9003116 | 9003117 | NA | 9003126 | 9003127 | NA | 9003130 | 9003131 |
| Prairie Grass | 9003565 | 9003566 | NA | 9003573 | 9003574 | NA | 9003581 | 9003582 |
| Cocoa Bean | 9003118 | 9003119 | NA | 9003128 | 9003129 | NA | 9003132 | 9003133 |
| Dove Gray | 9003563 | 9003564 | NA | 9003571 | 9003572 | NA | 9003579 | 9003580 |
| Red Rock | 9003559 | 9003560 | NA | 9003567 | 9003568 | NA | 9003575 | 9003576 |
| Black | 9003561 | 9003562 | NA | 9003569 | 9003570 | NA | 9003577 | 9003578 |
| Dark Bronze | 9020502 | 9020503 | NA | 9020504 | 9020505 | NA | 9020506 | 9020507 |

Notes

A-Series Outswing Doors (2008 to Present)

A-Series Stormwatch® Protection (Coastal Product)

Note:

Andersen® products with Stormwatch® protection are designed for use in coastal areas. They feature design pressure upgrades, glass options, and structural enhancements. The parts listed in this section are exclusive to the Stormwatch® line.

Parts shared with standard doors are listed in the standard product pages of the section.

Panels - Active

Active Panels - Single Doors (Impact Resistant)

Note:

Impact Resistant replacement panels for standard and custom-sized doors are made to order.

Exterior color options:

White, Terratone®, Sandtone, Forest Green, Canvas, Prairie Grass, Cocoa Bean, Dove Gray, Red Rock, Black or Dark Bronze.

Interior species/finish/color options:

Pine, Maple, Oak, Mahogany, Douglas Fir, Cherry, Pine, Clear Coat, Cinnamon, Mocha, Honey, Russet, Espresso, White, Birch Bark, Primed, Terratone, Sandtone, Forest Green, Canvas, Prairie Grass, Cocoa Bean, Dove Gray, Red Rock, Dark Bronze or Black

Glass options:

Low E4 Tempered Impact Resistant, Low E4 Smart Sun Tempered Impact Resistant, Low E4 Sun Tempered Impact Resistant, Low E4 HeatLock Tempered Impact Resistant, Low E4 Smart Sun HeatLock Tempered Impact Resistant, Low E4 Sun HeatLock Tempered Impact Resistant, Laminated Monolithic in Gray or Clear

To order, state:

Product ID (from product label, see [Service Guide 9051877](#))

OR

- 1. Unit or frame size (FWHOD XXXX or frame W x H dimensions)**
- 2. Description of part (Active Panel)**
- 3. Handing (Right, Left)**
- 4. Exterior color of panel**
- 5. Interior wood species of panel**
- 6. Interior finish/color of panel**
- 7. Glazing**

Panels - Active

Active Panels with Astragal - Double Doors (AP) (Impact Resistant)

Note:

Impact Resistant replacement panels for standard and custom-sized doors are made to order.

Exterior color options:

White, Terratone®, Sandtone, Forest Green, Canvas, Prairie Grass, Cocoa Bean, Dove Gray, Red Rock, Black or Dark Bronze.

Interior finish options:

Pine, Maple, Oak, Mahogany, Douglas Fir, Cherry, Pine, Clear Coat, Cinnamon, Mocha, Honey, Russet, Espresso, White, Birch Bark, Primed, Terratone, Sandtone, Forest Green, Canvas, Prairie Grass, Cocoa Bean, Dove Gray, Red Rock, Dark Bronze or Black

Glass options:

Low E4 Tempered Impact Resistant, Low E4 Smart Sun Tempered Impact Resistant, Low E4 Sun Tempered Impact Resistant, Low E4 HeatLock Tempered Impact Resistant, Low E4 Smart Sun HeatLock Tempered Impact Resistant, Low E4 Sun HeatLock Tempered Impact Resistant, Laminated Monolithic in Gray or Clear

To order, state:

Product ID (from product label, see [Service Guide 9051877](#))

OR

1. Unit or frame size (FWHOD XXXX or frame W x H dimensions)
2. Description of part (AP Active Panel)
3. Exterior color of panel
4. Interior wood species of panel
5. Interior finish/color of panel
6. Glazing

Active Panels with Astragal - Double Doors (PA) (Impact Resistant)

Note:

Impact Resistant replacement panels for standard and custom-sized doors are made to order.

Exterior color options:

White, Terratone®, Sandtone, Forest Green, Canvas, Prairie Grass, Cocoa Bean, Dove Gray, Red Rock, Black or Dark Bronze.

Interior species/finish/color options:

Pine, Maple, Oak, Mahogany, Douglas Fir, Cherry, Pine, Clear Coat, Cinnamon, Mocha, Honey, Russet, Espresso, White, Birch Bark, Primed, Terratone, Sandtone, Forest Green, Canvas, Prairie Grass, Cocoa Bean, Dove Gray, Red Rock, Dark Bronze or Black

Glass options:

Low E4 Tempered Impact Resistant, Low E4 Smart Sun Tempered Impact Resistant, Low E4 Sun Tempered Impact Resistant, Low E4 HeatLock Tempered Impact Resistant, Low E4 Smart Sun HeatLock Tempered Impact Resistant, Low E4 Sun HeatLock Tempered Impact Resistant, Laminated Monolithic in Gray or Clear

To order, state:

Product ID (from product label, see [Service Guide 9051877](#))

OR

1. Unit or frame size (FWHOD XXXX or frame W x H dimensions)
2. Description of part (PA Active Panel)
3. Exterior color of panel
4. Interior wood species of panel
5. Interior finish/color of panel
6. Glazing

Passive Panels - (AP/PA) (Impact Resistant)

Note:

Impact Resistant replacement panels for standard and custom-sized doors are made to order.

Exterior color options:

White, Terratone®, Sandtone, Forest Green, Canvas, Prairie Grass, Cocoa Bean, Dove Gray, Red Rock, Black or Dark Bronze.

Interior species/finish/color options:

Pine, Maple, Oak, Mahogany, Douglas Fir, Cherry, Pine, Clear Coat, Cinnamon, Mocha, Honey, Russet, Espresso, White, Birch Bark, Primed, Terratone, Sandtone, Forest Green, Canvas, Prairie Grass, Cocoa Bean, Dove Gray, Red Rock, Dark Bronze or Black

Glass options:

Low E4 Tempered Impact Resistant, Low E4 Smart Sun Tempered Impact Resistant, Low E4 Sun Tempered Impact Resistant, Low E4 HeatLock Tempered Impact Resistant, Low E4 Smart Sun HeatLock Tempered Impact Resistant, Low E4 Sun HeatLock Tempered Impact Resistant, Laminated Monolithic in Gray or Clear

To order, state:

Product ID (from product label, see [Service Guide 9051877](#))

OR

1. Unit or frame size (FWHOD XXXX or frame W x H dimensions)
2. Description of part (Passive Panel)
3. Handing (Right, Left)
4. Exterior color of panel
5. Interior wood species of panel
6. Interior finish/color of panel
7. Glazing

Panels - Passive

Panel Astragal with Screws - Passive (AP) / Stainless Steel Hardware

| Astragal Kit - Passive (AP) / Stainless Steel Hardware / Pine Interior | | | | | | | |
|---|------------|----------------|--------------------|-------------------|-----------------------|-----------------|------------------------|
| Unit No. | Dimensions | Pine Interior | | | | | |
| | | White Exterior | Terratone Exterior | Sandtone Exterior | Forest Green Exterior | Canvas Exterior | Prairie Grass Exterior |
| FWO68AP | 77 3/4 | 9067501 | 9067507 | 9067504 | 9067510 | 9067513 | 9067528 |
| FWO611AP | 80 3/4 | 9067502 | 9067508 | 9067505 | 9067511 | 9067514 | 9067529 |
| FWO80AP | 93 3/4 | 9067503 | 9067509 | 9067506 | 9067512 | 9067515 | 9067530 |

| Unit No. | Dimensions | Pine Interior | | | | |
|----------|------------|---------------------|--------------------|-------------------|----------------|----------------------|
| | | Cocoa Bean Exterior | Dove Gray Exterior | Red Rock Exterior | Black Exterior | Dark Bronze Exterior |
| FWO68AP | 77 3/4 | 9067522 | 9067525 | 9067516 | 9067519 | 9067681 |
| FWO611AP | 80 3/4 | 9067523 | 9067526 | 9067517 | 9067520 | 9067682 |
| FWO80AP | 93 3/4 | 9067524 | 9067527 | 9067518 | 9067521 | 9067683 |

| Astragal Kit - Passive (AP) / Stainless Steel Hardware / Maple Interior | | | | | | | |
|--|------------|----------------|--------------------|-------------------|-----------------------|-----------------|------------------------|
| Unit No. | Dimensions | Maple Interior | | | | | |
| | | White Exterior | Terratone Exterior | Sandtone Exterior | Forest Green Exterior | Canvas Exterior | Prairie Grass Exterior |
| FWO68AP | 77 3/4 | 9067561 | 9067567 | 9067564 | 9067570 | 9067573 | 9067588 |
| FWO611AP | 80 3/4 | 9067562 | 9067568 | 9067565 | 9067571 | 9067574 | 9067589 |
| FWO80AP | 93 3/4 | 9067563 | 9067569 | 9067566 | 9067572 | 9067575 | 9067590 |

| Unit No. | Dimensions | Maple Interior | | | | |
|----------|------------|---------------------|--------------------|-------------------|----------------|----------------------|
| | | Cocoa Bean Exterior | Dove Gray Exterior | Red Rock Exterior | Black Exterior | Dark Bronze Exterior |
| FWO68AP | 77 3/4 | 9067582 | 9067585 | 9067576 | 9067579 | 9067687 |
| FWO611AP | 80 3/4 | 9067583 | 9067586 | 9067577 | 9067580 | 9067688 |
| FWO80AP | 93 3/4 | 9067584 | 9067587 | 9067578 | 9067581 | 9067689 |

| Astragal Kit - Passive (AP) / Stainless Steel Hardware / Oak Interior | | | | | | | |
|--|------------|----------------|--------------------|-------------------|-----------------------|-----------------|------------------------|
| Unit No. | Dimensions | Oak Interior | | | | | |
| | | White Exterior | Terratone Exterior | Sandtone Exterior | Forest Green Exterior | Canvas Exterior | Prairie Grass Exterior |
| FWO68AP | 77 3/4 | 9067531 | 9067537 | 9067534 | 9067540 | 9067543 | 9067558 |
| FWO611AP | 80 3/4 | 9067532 | 9067538 | 9067535 | 9067541 | 9067544 | 9067559 |
| FWO80AP | 93 3/4 | 9067533 | 9067539 | 9067536 | 9067542 | 9067545 | 9067560 |

| Unit No. | Dimensions | Oak Interior | | | | |
|----------|------------|---------------------|--------------------|-------------------|----------------|----------------------|
| | | Cocoa Bean Exterior | Dove Gray Exterior | Red Rock Exterior | Black Exterior | Dark Bronze Exterior |
| FWO68AP | 77 3/4 | 9067552 | 9067555 | 9067546 | 9067549 | 9067684 |
| FWO611AP | 80 3/4 | 9067553 | 9067556 | 9067547 | 9067550 | 9067685 |
| FWO80AP | 93 3/4 | 9067554 | 9067557 | 9067548 | 9067551 | 9067686 |

A-Series Outswing Doors (2008 to Present)

A-Series Stormwatch® Protection (Coastal Product)

Panels - Passive

Panel Astragal with Screws - Passive (PA) / Stainless Steel Hardware

| Astragal Kit - Passive (PA) / Stainless Steel Hardware / Pine Interior | | | | | | | |
|--|------------|----------------|--------------------|-------------------|-----------------------|-----------------|------------------------|
| Unit No. | Dimensions | Pine Interior | | | | | |
| | | White Exterior | Terratone Exterior | Sandtone Exterior | Forest Green Exterior | Canvas Exterior | Prairie Grass Exterior |
| FWO68AP | 77 3/4 | 9067591 | 9067597 | 9067594 | 9067600 | 9067603 | 9067618 |
| FWO611AP | 80 3/4 | 9067592 | 9067598 | 9067595 | 9067601 | 9067604 | 9067619 |
| FWO80AP | 93 3/4 | 9067593 | 9067599 | 9067596 | 9067602 | 9067605 | 9067620 |

| Unit No. | Dimensions | Pine Interior | | | | |
|----------|------------|---------------------|--------------------|-------------------|----------------|----------------------|
| | | Cocoa Bean Exterior | Dove Gray Exterior | Red Rock Exterior | Black Exterior | Dark Bronze Exterior |
| FWO68AP | 77 3/4 | 9067612 | 9067615 | 9067606 | 9067609 | 9067690 |
| FWO611AP | 80 3/4 | 9067613 | 9067616 | 9067607 | 9067610 | 9067691 |
| FWO80AP | 93 3/4 | 9067614 | 9067617 | 9067608 | 9067611 | 9067692 |

| Astragal Kit - Passive (PA) / Stainless Steel Hardware / Maple Interior | | | | | | | |
|---|------------|----------------|--------------------|-------------------|-----------------------|-----------------|------------------------|
| Unit No. | Dimensions | Maple Interior | | | | | |
| | | White Exterior | Terratone Exterior | Sandtone Exterior | Forest Green Exterior | Canvas Exterior | Prairie Grass Exterior |
| FWO68AP | 77 3/4 | 9067651 | 9067657 | 9067654 | 9067660 | 9067663 | 9067678 |
| FWO611AP | 80 3/4 | 9067652 | 9067658 | 9067655 | 9067661 | 9067664 | 9067679 |
| FWO80AP | 93 3/4 | 9067653 | 9067659 | 9067656 | 9067662 | 9067665 | 9067680 |

| Unit No. | Dimensions | Maple Interior | | | | |
|----------|------------|---------------------|--------------------|-------------------|----------------|----------------------|
| | | Cocoa Bean Exterior | Dove Gray Exterior | Red Rock Exterior | Black Exterior | Dark Bronze Exterior |
| FWO68AP | 77 3/4 | 9067672 | 9067675 | 9067666 | 9067669 | 9067696 |
| FWO611AP | 80 3/4 | 9067673 | 9067676 | 9067667 | 9067670 | 9067697 |
| FWO80AP | 93 3/4 | 9067674 | 9067677 | 9067668 | 9067671 | 9067698 |

| Astragal Kit - Passive (PA) / Stainless Steel Hardware / Oak Interior | | | | | | | |
|---|------------|----------------|--------------------|-------------------|-----------------------|-----------------|------------------------|
| Unit No. | Dimensions | Oak Interior | | | | | |
| | | White Exterior | Terratone Exterior | Sandtone Exterior | Forest Green Exterior | Canvas Exterior | Prairie Grass Exterior |
| FWO68AP | 77 3/4 | 9067621 | 9067627 | 9067624 | 9067630 | 9067633 | 9067648 |
| FWO611AP | 80 3/4 | 9067622 | 9067628 | 9067625 | 9067631 | 9067634 | 9067649 |
| FWO80AP | 93 3/4 | 9067623 | 9067629 | 9067626 | 9067632 | 9067635 | 9067650 |

| Unit No. | Dimensions | Oak Interior | | | | |
|----------|------------|---------------------|--------------------|-------------------|----------------|----------------------|
| | | Cocoa Bean Exterior | Dove Gray Exterior | Red Rock Exterior | Black Exterior | Dark Bronze Exterior |
| FWO68AP | 77 3/4 | 9067642 | 9067645 | 9067636 | 9067639 | 9067693 |
| FWO611AP | 80 3/4 | 9067643 | 9067646 | 9067637 | 9067640 | 9067694 |
| FWO80AP | 93 3/4 | 9067644 | 9067647 | 9067638 | 9067641 | 9067695 |

Panels - Stationary

Stationary Panels (Impact Resistant)

Note:

Impact Resistant replacement panels for standard and custom-sized doors are made to order.

Exterior color options:

White, Terratone®, Sandtone, Forest Green, Canvas, Prairie Grass, Cocoa Bean, Dove Gray, Red Rock, Black or Dark Bronze.

Interior species/finish/color options:

Pine, Maple, Oak, Mahogany, Douglas Fir, Cherry, Pine, Clear Coat, Cinnamon, Mocha, Honey, Russet, Espresso, White, Birch Bark, Primed, Terratone, Sandtone, Forest Green, Canvas, Prairie Grass, Cocoa Bean, Dove Gray, Red Rock, Dark Bronze or Black

Glass options:

Low E4 Tempered Impact Resistant, Low E4 Smart Sun Tempered Impact Resistant, Low E4 Sun Tempered Impact Resistant, Low E4 HeatLock Tempered Impact Resistant, Low E4 Smart Sun HeatLock Tempered Impact Resistant, Low E4 Sun HeatLock Tempered Impact Resistant, Laminated Monolithic in Gray or Clear

To order, state:

Product ID (from product label, see [Service Guide 9051877](#))

OR

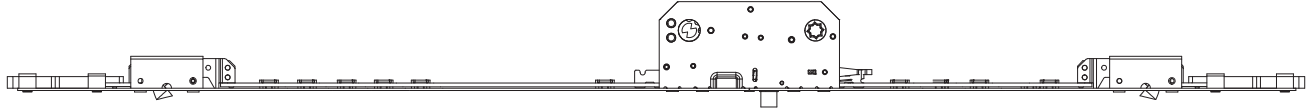
- 1. Unit or frame size (FWHOD XXXX or frame W x H dimensions)**
- 2. Description of part (Stationary Panel)**
- 3. Exterior color of panel**
- 4. Interior wood species of panel**
- 5. Interior finish/color of panel**
- 6. Glazing**

A-Series Outswing Doors (2008 to Present)

Hardware

Lock Mechanism (Impact Resistant) - Active

Lock Mechanism - 5-point / Active



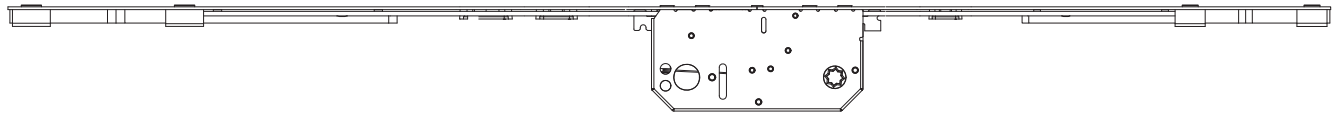
Note:

The 5-point active lock mechanism is used on double active Stormwatch™ (AP/PA) units. Single active Stormwatch units use the standard 3-point active lock mechanism [page 94](#)

| Unit No. | Length | Order No. |
|---------------|---------------------------------|----------------|
| FWH68 | 76 ⁷ / ₁₆ | 9014690 |
| FWH611 | 79 ⁵ / ₁₆ | 9014691 |
| FWH76 | 86 ⁷ / ₁₆ | By Description |
| FWH80 | 92 ⁷ / ₁₆ | 9014692 |

Lock Mechanism (Impact Resistant) - Passive

Lock Mechanism - / Passive



Note:

Impact Resistant units use the standard passive lock mechanism.

| Unit No. | Length | Order No. |
|---------------|---------------------------------|----------------|
| FWD68 | 76 ⁷ / ₁₆ | 9055469 |
| FWD611 | 79 ⁵ / ₁₆ | 9055470 |
| FWD76 | 86 ⁷ / ₁₆ | By Description |
| FWD80 | 92 ⁷ / ₁₆ | 9055471 |

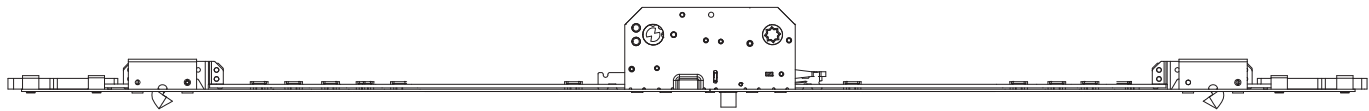
Hardware

Lock Mechanism (Impact Resistant) - Active / High Corrosion Resistant

Note: Edge of the door will have a clear 4 5/8 x 3/4 label.



Lock Mechanism - 5-point / Active / High Corrosion Resistant



Note:

The 5-point active lock mechanism is used on double active Stormwatch™ (AP/PA) units. Single active Stormwatch units use the standard 3-point active lock mechanism. [page 95](#)

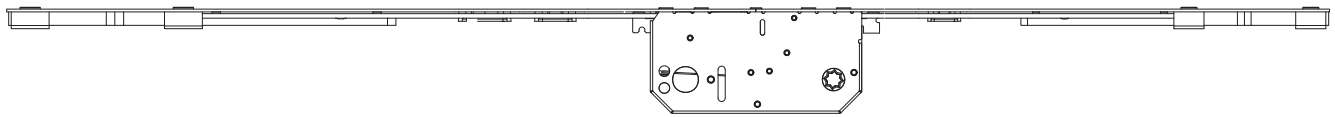
| Unit No. | Length | Order No. |
|----------|---------|----------------|
| FWD68 | 76 7/16 | 9055466 |
| FWD611 | 79 5/16 | 9055467 |
| FWD76 | 86 7/16 | By Description |
| FWD80 | 92 7/16 | 9055468 |

Lock Mechanism (Impact Resistant) - Passive / High Corrosion Resistant

Note: Edge of the door will have a clear 4 5/8 x 3/4 label.



Lock Mechanism - Passive / High Corrosion Resistant



| Unit No. | Length | Order No. |
|----------|---------|----------------|
| FWD68 | 76 7/16 | 9055469 |
| FWD611 | 79 5/16 | 9055470 |
| FWD76 | 86 7/16 | By Description |
| FWD80 | 92 7/16 | 9055471 |

A-Series Outswing Doors (2008 to Present)

A-Series Stormwatch® Protection (Coastal Product)

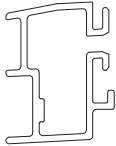
Sill

Channel / Sill Drop Nose Kit (Impact Resistant)

Sill Drop Nose Channel with Screws

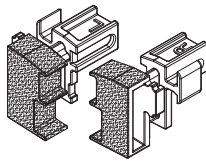
Note:

Sits horizontally on exterior edge of sill. Sizes over 96 inches will ship with two drop nose channels.



| Unit No. | Number of Hole | Length | Gray | Bronze |
|------------------|----------------|---------|---------|---------|
| FWHID 21 | 3 | 22 1/4 | 9017873 | 9017905 |
| FWHID 27 | 3 | 28 1/4 | 9017874 | 9017906 |
| FWHID 29 | 3 | 30 1/46 | 9017875 | 9017907 |
| FWHID 31 | 4 | 34 1/4 | 9017876 | 9017908 |
| FWHID 33 | 4 | 36 1/4 | 9017877 | 9017909 |
| FWHID 40 - AP/PA | 4 | 45 7/16 | 9017878 | 9017910 |
| FWHID 50 - AP/PA | 5 | 57 7/16 | 9017879 | 9017911 |
| FWHID 54 - AP/PA | 5 | 61 7/16 | 9017880 | 9017912 |
| FWHID 60 - AP/PA | 5 | 69 7/16 | 9017881 | 9017913 |
| FWHID 64 - AP/PA | 5 | 73 7/16 | 9017882 | 9017914 |

End Cap / Sill Drop Nose



| Gray | | Black | |
|---------|---------|---------|---------|
| Left | Right | Left | Right |
| 9017989 | 9017990 | 9017991 | 9017992 |

Screw Package / Sill Drop Nose

Note:

FWD11 2-Weep Hole Covers, 1- LH and 1-RH End Cap and 7-#8-15 x 1-1/4" 302 SS PH PN Screw

| Gray | Bronze |
|---------|---------|
| 9019761 | 9019762 |

Notes

Service Replacement

Service Replacement Only Parts

Service Replacement Only Parts

Note:

This section is specifically designed for parts that should only be ordered if a Territory Service Manager/Service Provider Company has requested them to be ordered or if the customer agrees to also pay for a non-warranty repair/replace service job (subject to availability) for these parts to be installed. We do not recommend anyone other than a trained AW employee or Service Provider install these parts due to the complexity of installation, modifications required for installation and/or requirement of special tools.

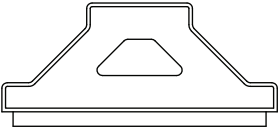
Service Replacement Only Parts

Exterior / Interior Grilles - Permanently Applied / Taped

Exterior Grilles - Taped / Chamfer A

Note:

Permanently applied grilles can only be ordered by Andersen Territory Service Representatives, Andersen Service Dealers and Providers.


|  | Color | Length | 3/4" | 7/8" | 1 1/8" | 2 1/4" |
|---|---------------|---------|---------|---------|---------|---------|
| | White | 96 | 1284329 | 1284330 | 1284331 | 1284332 |
| | Terratone® | 96 | 9011971 | 9011972 | 9011973 | 9011974 |
| | Sandtone | 96 | 1284325 | 1284326 | 1284327 | 1284328 |
| | Forest Green | 96 | 9011967 | 9011968 | 9011969 | 9011970 |
| | Canvas | 96 | 1284357 | 1284358 | 1284359 | 1284360 |
| | Prairie Grass | 96 | 9011991 | 9011992 | 9011993 | 9011994 |
| | Cocoa Bean | 96 | 9011987 | 9011988 | 9011989 | 9011990 |
| | Dove Gray | 96 | 9011983 | 9011984 | 9011985 | 9011986 |
| | Red Rock | 96 | 9011975 | 9011976 | 9011977 | 9011978 |
| | Black | 96 | 9011979 | 9011980 | 9011981 | 9011982 |
| | Dark Bronze | 96 | 9020289 | 9020290 | 9020291 | 9020292 |
| Unfinished | 96 | 9011963 | 9011964 | 9011965 | 9011966 | |

Exterior Grilles - Taped / Contemporary

Note:

Permanently applied grilles can only be ordered by Andersen Territory Service Representatives, Andersen Service Dealers and Providers.

Contact your local [Andersen Service Provider](#). ❌

|  | Color | 96" | | | | 144" | | | |
|---|---------------|---------|---------|---------|---------|---------|---------|---------|---------|
| | | 5/8" | 3/4" | 2 1/4" | 3 1/2" | 5/8" | 3/4" | 2 1/4" | 3 1/2" |
| | White | 9192846 | 9189462 | 9189463 | 9189407 | 9192877 | 9189480 | 9189481 | 9192878 |
| | Terratone® | 9192852 | 9192853 | 9192854 | 9192855 | 9192885 | 9192886 | 9192887 | 9192888 |
| | Sandtone | 9192845 | 9189460 | 9189461 | 9189406 | 9192875 | 9189478 | 9189479 | 9192876 |
| | Forest Green | 9192848 | 9192849 | 9192850 | 9192851 | 9192881 | 9192882 | 9192883 | 9192884 |
| | Canvas | 9192847 | 9189468 | 9189469 | 9189410 | 9192879 | 9189492 | 9189493 | 9192880 |
| | Prairie Grass | 9192873 | 9189476 | 9189477 | 9189452 | 9192907 | 9189506 | 9189507 | 9192908 |
| | Cocoa Bean | 9192869 | 9192870 | 9192871 | 9192872 | 9192903 | 9192904 | 9192905 | 9192906 |
| | Dove Gray | 9192868 | 9189474 | 9189475 | 9189453 | 9192901 | 9189504 | 9189505 | 9192902 |
| | Red Rock | 9192864 | 9192865 | 9192866 | 9192867 | 9192897 | 9192898 | 9192899 | 9192900 |
| | Black | 9192860 | 9192861 | 9192862 | 9192863 | 9192893 | 9192894 | 9192895 | 9192896 |
| Dark Bronze | 9192856 | 9192857 | 9192858 | 9192859 | 9192889 | 9192890 | 9192891 | 9192892 | |

A-Series Outswing Doors (2008 to Present)

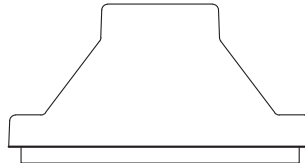
Service Replacement



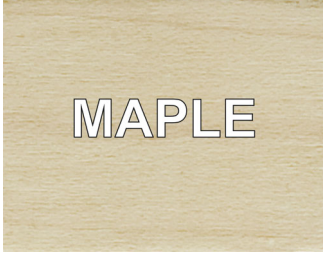
Service Replacement Only Parts

Interior Grilles - Taped / Chamfer A

Note:

Permanently applied grilles can only be ordered by Andersen Territory Service Representatives, Andersen Service Dealers and Providers. Contact your local [Andersen Service Provider](#). ❌



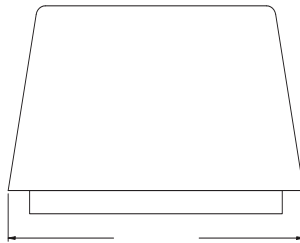
| | Length | Pine | | | |
|--|--------|---------|---------|---------|---------|
| | | 3/4" | 7/8" | 1 1/8" | 2 1/4" |
|  <p>PINE</p> | 22" | 2321131 | 2321136 | 2321141 | 2321146 |
| | 34" | 2321132 | 2321137 | 2321142 | 2321147 |
| | 44" | 2321133 | 2321138 | 2321143 | 2321148 |
| | 60" | 2321134 | 2321139 | 2321144 | 2321149 |
| | 84" | 2321135 | 2321140 | 2321145 | 2321150 |
| | Length | Oak | | | |
| | | 3/4" | 7/8" | 1 1/8" | 2 1/4" |
|  <p>OAK</p> | 22" | 2321111 | 2321116 | 2321121 | 2321126 |
| | 34" | 2321112 | 2321117 | 2321122 | 2321127 |
| | 44" | 2321113 | 2321118 | 2321123 | 2321128 |
| | 60" | 2321114 | 2321119 | 2321124 | 2321129 |
| | 84" | 2321115 | 2321120 | 2321125 | 2321130 |
| | Length | Maple | | | |
| | | 3/4" | 7/8" | 1 1/8" | 2 1/4" |
|  <p>MAPLE</p> | 22" | 2321010 | 2321015 | 2321020 | 2321025 |
| | 34" | 2321011 | 2321016 | 2321021 | 2321026 |
| | 44" | 2321012 | 2321017 | 2321022 | 2321027 |
| | 60" | 2321013 | 2321018 | 2321023 | 2321028 |
| | 84" | 2321014 | 2321019 | 2321024 | 2321029 |




Service Replacement Only Parts

Interior Grilles - Taped / Contemporary

Note:

Permanently applied grilles can only be ordered by Andersen Territory Service Representatives, Andersen Service Dealers and Providers. Contact your local [Andersen Service Provider](#). ✕



| | | Pine | | | | |
|---|--------|----------|---------|---------|---------|---------|
| | Length | Quantity | 5/8" | 3/4" | 2 1/4" | 3 1/2" |
|  | 84" | 12 | 9199226 | 9199227 | 9199228 | 9199229 |
| | | | | | | |
| | | Oak | | | | |
| | Length | Quantity | 5/8" | 3/4" | 2 1/4" | 3 1/2" |
|  | 84" | 12 | 9199222 | 9199223 | 9199224 | 9199225 |
| | | | | | | |
| | | Maple | | | | |
| | Length | Quantity | 5/8" | 3/4" | 2 1/4" | 3 1/2" |
|  | 84" | 12 | 9199218 | 9199219 | 9199220 | 9199221 |
| | | | | | | |

A-Series Outswing Doors (2008 to Present)

Service Replacement

Service Replacement Only Parts

| Shims | |
|--------------------|------------------|
| Gasket Shim | |
| | Order No. |
| | 8286001 |

| Filler |
|---|
| <p>Note: Filler replacement is not recommended. Contact your local Andersen Service Provider.</p> <p><i>To order, state:</i></p> <p>Product ID (from product label, see Service Guide 9051877)</p> <ol style="list-style-type: none"> 1. Unit or frame size (FWOD XXXX or frame W x H dimensions) 2. Panel Type (Active, Passive) 3. Panel Handing/Operation (Left, Right, AP, PA, PL, PR, Stat) 4. Filler Type (Top Rail, Bottom Rail, Lock Stile, Hinge Stile, Stationary Stile) 5. Color |

| Filler - Stile / Stationary | | | | | | | |
|-----------------------------|-----------------|-------------------|-------------------|-----------------|---------------------|--------------------|----------------------|
| | Unit No. | White | Terratone® | Sandtone | Forest Green | Canvas | Prairie Grass |
| | FWO68 | OBD | OBD | OBD | OBD | OBD | OBD |
| | FWO611 | OBD | OBD | OBD | OBD | OBD | OBD |
| | FWO80 | OBD | OBD | OBD | OBD | OBD | OBD |
| | Unit No. | Cocoa Bean | Dove Gray | Red Rock | Black | Dark Bronze | |
| | FWO68 | OBD | OBD | OBD | OBD | OBD | |
| | FWO611 | OBD | OBD | OBD | OBD | OBD | |
| | FWO80 | OBD | OBD | OBD | OBD | OBD | |

| Filler - Stile / Active/Passive Hinge | | | | | | | |
|---------------------------------------|-----------------|-------------------|-------------------|-----------------|---------------------|--------------------|----------------------|
| | Unit No. | White | Terratone® | Sandtone | Forest Green | Canvas | Prairie Grass |
| | FWO68 | OBD | OBD | OBD | OBD | OBD | OBD |
| | FWO611 | OBD | OBD | OBD | OBD | OBD | OBD |
| | FWO80 | OBD | OBD | OBD | OBD | OBD | OBD |
| | Unit No. | Cocoa Bean | Dove Gray | Red Rock | Black | Dark Bronze | |
| | FWO68 | OBD | OBD | OBD | OBD | OBD | |
| | FWO611 | OBD | OBD | OBD | OBD | OBD | |
| | FWO80 | OBD | OBD | OBD | OBD | OBD | |

| Filler - Stile / Active/Passive Lock | | | | | | | |
|--------------------------------------|-----------------|-------------------|-------------------|-----------------|---------------------|--------------------|----------------------|
| | Unit No. | White | Terratone® | Sandtone | Forest Green | Canvas | Prairie Grass |
| | FWO68 | OBD | OBD | OBD | OBD | OBD | OBD |
| | FWO611 | OBD | OBD | OBD | OBD | OBD | OBD |
| | FWO80 | OBD | OBD | OBD | OBD | OBD | OBD |
| | Unit No. | Cocoa Bean | Dove Gray | Red Rock | Black | Dark Bronze | |
| | FWO68 | OBD | OBD | OBD | OBD | OBD | |
| | FWO611 | OBD | OBD | OBD | OBD | OBD | |
| | FWO80 | OBD | OBD | OBD | OBD | OBD | |

Service Replacement Only Parts

| Filler - Bottom Rail / Stationary/Active/Passive | | | | | | | |
|--|------------|------------|----------|--------------|-------------|---------------|--|
| Unit No. | White | Terratone® | Sandtone | Forest Green | Canvas | Prairie Grass | |
| FWO21 | OBD | OBD | OBD | OBD | OBD | OBD | |
| FWO27 | OBD | OBD | OBD | OBD | OBD | OBD | |
| FWO29 | OBD | OBD | OBD | OBD | OBD | OBD | |
| FWO31 | OBD | OBD | OBD | OBD | OBD | OBD | |
| Unit No. | Cocoa Bean | Dove Gray | Red Rock | Black | Dark Bronze | | |
| FWO21 | OBD | OBD | OBD | OBD | OBD | | |
| FWO27 | OBD | OBD | OBD | OBD | OBD | | |
| FWO29 | OBD | OBD | OBD | OBD | OBD | | |
| FWO31 | OBD | OBD | OBD | OBD | OBD | | |
| Filler - Top Rail / Stationary/Active/Passive | | | | | | | |
| Unit No. | White | Terratone® | Sandtone | Forest Green | Canvas | Prairie Grass | |
| FWO21 | OBD | OBD | OBD | OBD | OBD | OBD | |
| FWO27 | OBD | OBD | OBD | OBD | OBD | OBD | |
| FWO29 | OBD | OBD | OBD | OBD | OBD | OBD | |
| FWO31 | OBD | OBD | OBD | OBD | OBD | OBD | |
| Unit No. | Cocoa Bean | Dove Gray | Red Rock | Black | Dark Bronze | | |
| FWO21 | OBD | OBD | OBD | OBD | OBD | | |
| FWO27 | OBD | OBD | OBD | OBD | OBD | | |
| FWO29 | OBD | OBD | OBD | OBD | OBD | | |
| FWO31 | OBD | OBD | OBD | OBD | OBD | | |