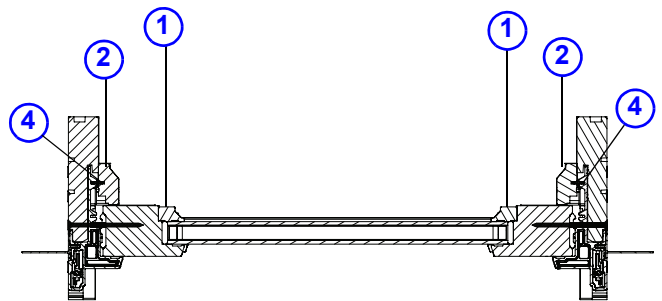
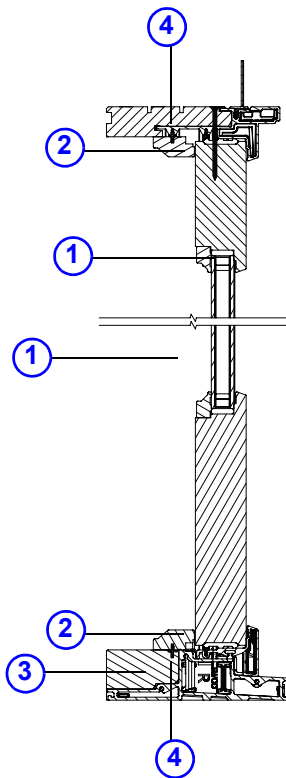
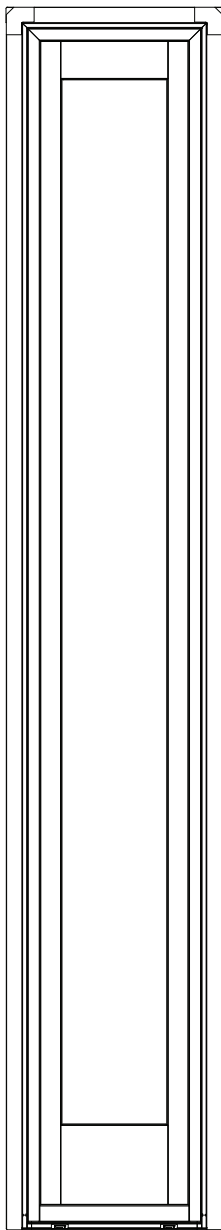


What's in This Section

Sidelights & Transoms	Page 3
Parts Illustration	3
Parts Illustration - Sidelights	3
Parts Illustration - Sidelight Transoms	4
Parts Illustration - Transoms / Standard	5
Parts Illustration - Transoms / Direct Set	6
Color Options Exterior	7
Color / Finish Options Interior	8
Unit Sizes	9
Standard and Custom Window/Door Sizes	9
A Series Product Label	9
Unit Size Chart	10
Product History	14
Product History	14
Panels	15
Size Tables	15
Panels- Sidelight & Transom	20
Glass Stops	23
Panel Stops	29
Panel Clips - Stationary/Sidelight/Transom	30
Glass	31
Glass Only - Sidelight Transom / Direct Set Glass	31
Grilles	32
Traditional Interior Grilles - Standard / Custom	32
Contemporary Interior Grilles - Standard / Custom	33
Grille Parts and Tools	34
Frames	35
Glass Stops	35
Trim Stops - Direct Set Glass	37
Mull Transom Post	38
Mull Transom Covers	39
Mull Post Trim	39
Installation Flanges	40
Extension Jamb Kits	41
Extension Jamb / Wood / Lineal	42
Extension Jambs / Painted / Lineal	43
Sill Parts	44

Frame Parts	44
Fasteners	44
Joining Components	45
Fiberglass Joining Exploded View	45
Fiberglass Joining Kits	46
Fiberglass Joining Hardware Kits	47
Fiberglass Joining Kit Components	48
Vintage LVL Joining Kit Components	53
Mull Cover Kits	57
Universal Drip Cap - Continuous	58
Stormwatch® Protection (Coastal Product)	Page 59
Panels (Impact Resistant)	59
Panels - Sidelight & Transom (Impact Resistant)	59
Frames (Impact Resistant)	63
Channel / Sill Drop Nose Kit (Impact Resistant)	63
Service Replacement	Page 65
Service Replacement Only Parts	65
Service Replacement Only Parts	65
Exterior / Interior Grilles - Permanently Applied / Taped	66

Parts Illustration - Sidelights



- 1. [Glass Stop](#)
- 2. [Panel Stop](#)
- 3. [Sill Step](#)
- 4. [Stop Fastener](#)

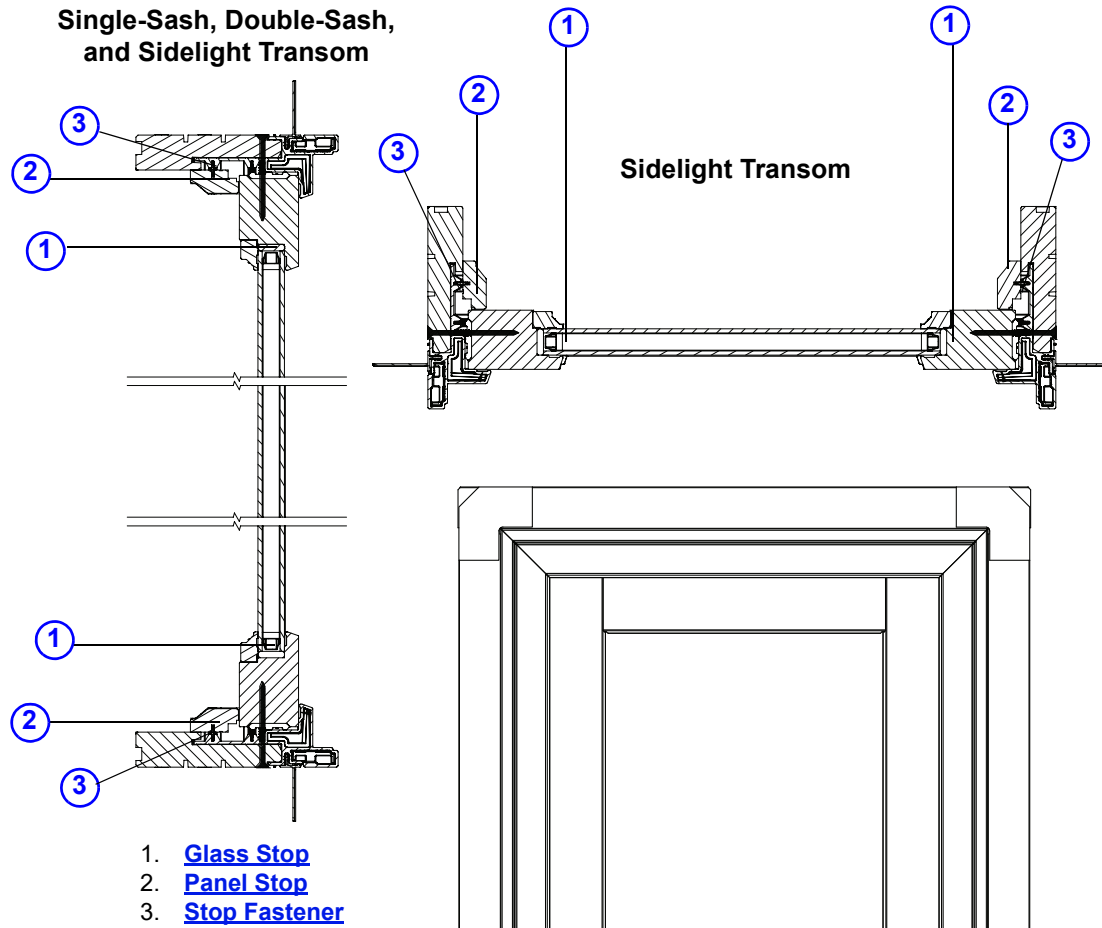
Manufactured 2009 to Present

Sidelight for A-Series Hinged Doors Unit Parts

Unit viewed from exterior.

Parts Illustration

Parts Illustration - Sidelight Transoms

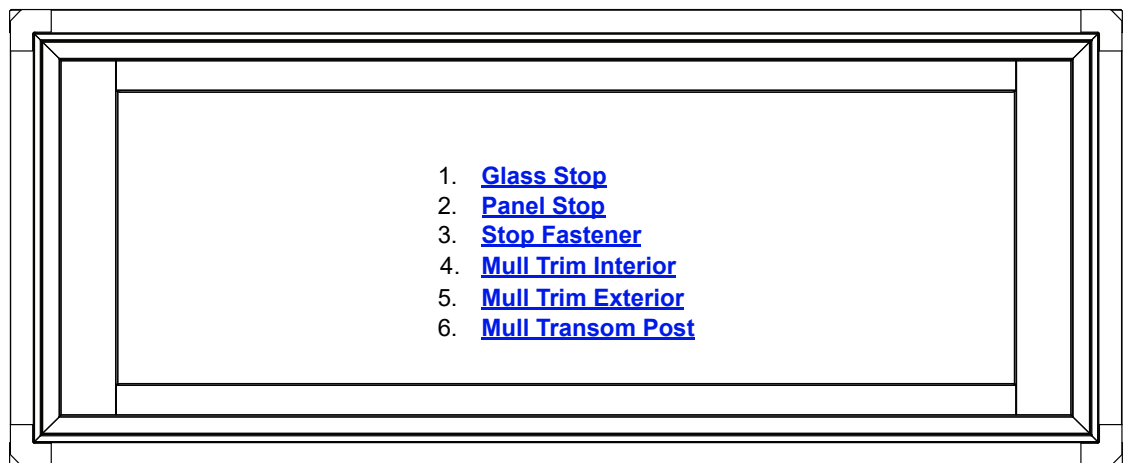
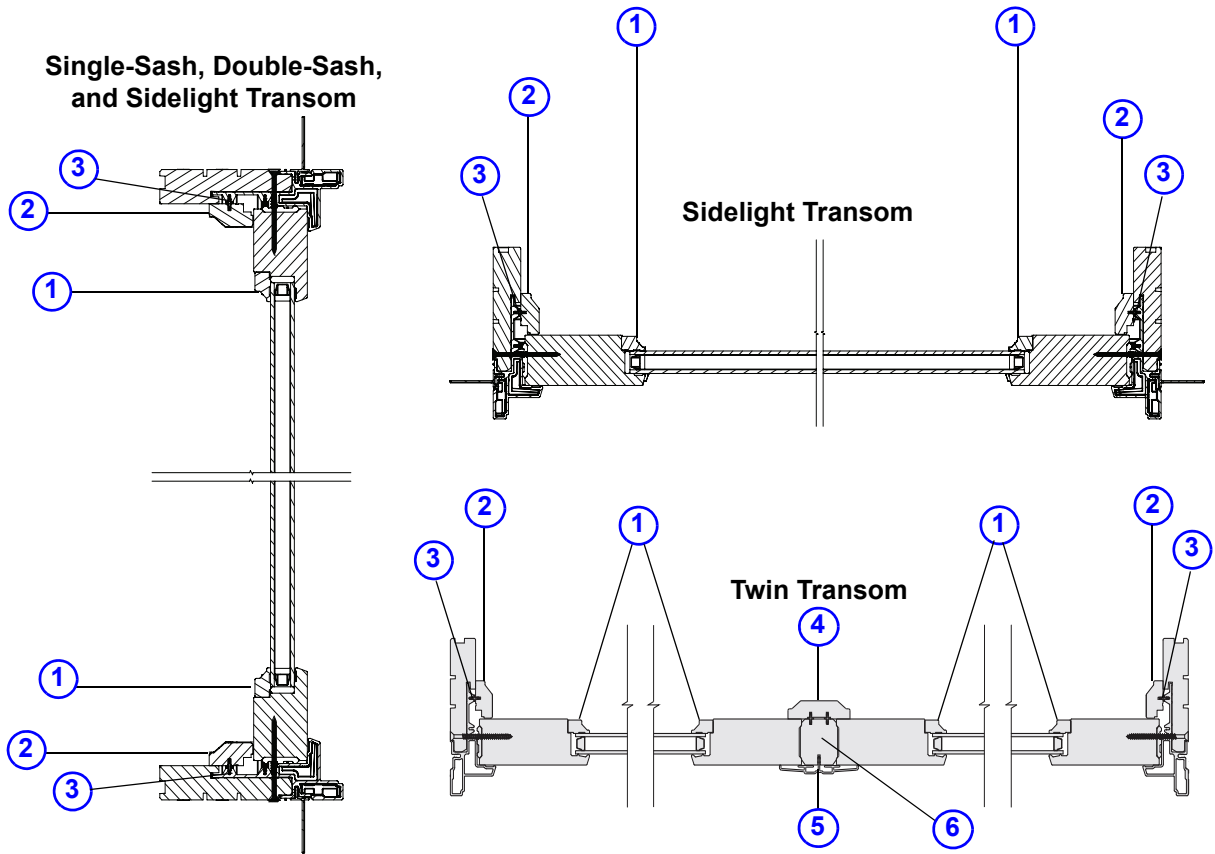


Manufactured 2009 to Present

Sidelight Transom for A-Series Hinged Doors Unit Parts

Unit viewed from exterior.

Parts Illustration - Transoms / Standard




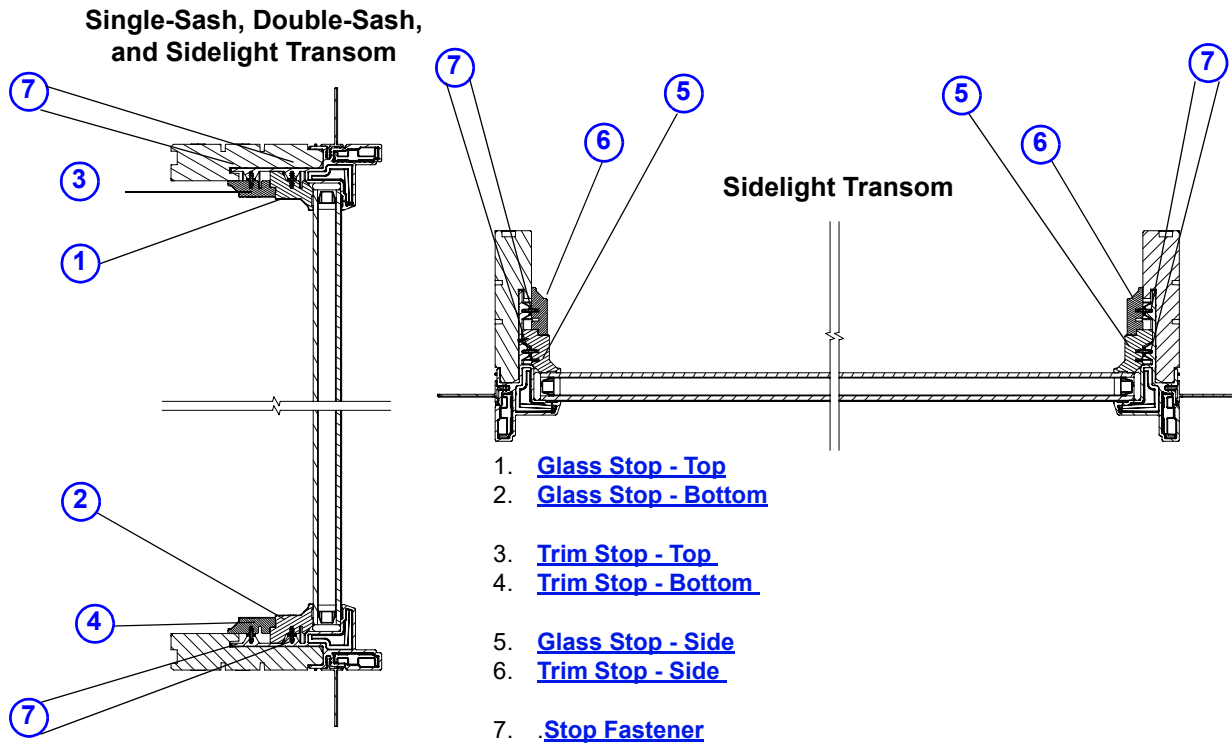
Manufactured 2009 to Present

Standard Transom for A-Series Hinged Doors Unit Parts

Unit viewed from exterior.

Parts Illustration

Parts Illustration - Transoms / Direct Set



Manufactured 2009 to Present


Direct Set Transom for A-Series Hinged Doors Unit Parts

Unit viewed from exterior.

Color Options Exterior

Note:


[Latest Exterior color options.](#)



White




Sandtone



Canvas



Prairie Grass




Terratone




Forest Green



Dove Gray




Dark Bronze



Cocoa Bean



Red Rock



Black

Parts Illustration

Color / Finish Options Interior

Note:

See [interior species/finish/color options](#). See iQ+ for specific configuration options.

Interior Stains



Honey



Natural



Cinnamon



Russet



Mocha



Espresso

Interior Species



Pine



Maple



Vertical Grain
Douglas Fir



Oak




Cherry




Mahogany


Interior Colors / Painted & Primed



White



Birch Bark



Primed



Sandtone



Canvas



Terratone



Forest Green



Dove Gray



Prairie Grass



Cocoa Bean



Red Rock



Black



Dark Bronze

Standard and Custom Window/Door Sizes

Note:

A-Series Sidelight Doors and Transom Windows are available in standard sizes (see standard size charts, [page 9](#)). Replacement parts for some standard doors and windows can be ordered using the numbers listed in this catalog. Many replacement parts for standard doors and windows are made to order. These items are ordered using the Product ID found on the identification label and a description of the part needed. See [Service Guide 9051877](#).

A-Series Sidelight Doors and Transom Windows are also available in custom sizes in 1/8" increments between the smallest and the largest standard sizes. Most replacement parts for custom-sized doors and windows are made to order and can be ordered with the Product ID found on the identification label and a description of the part needed. See [Service Guide 9051877](#).

A Series Product Label

Note:

Every A-Series Sidelight Door and Transom window will have an identification label containing a unique Product ID. The Product ID on A-Series Sidelight Doors and Transom Windows will be located at the bottom of the frame under the interior trim stop. See [Service Guide 9051877](#). The Product ID may be up to 14 digits long (excluding hyphens), depending on the age of the unit.

Replacement parts will also get their own unique Product ID. When ordering replacement parts, providing the Product ID ensures that replacement parts match the specifications.

Unit Sizes

Unit Size Chart

Size Chart - Standard / Sidelight, Single-Sash and Double-Sash Transoms

Note:

Unit Dimension refers to overall outside-to-outside frame. Unobstructed Glass refers to visible glass dimensions. Numbers in parentheses are metric measurements. See [Measuring Visible Glass Video](#). See latest [Size Chart](#).

Table of Basic Unit Sizes—Patio Door Sidelight Transoms, Single-Sash Transoms and Double-Sash Transoms
Scale 1/8" = 1'-0" (1:96)

Unit Dimension	1'-2 1/4"	1'-6 1/4"	2'-0 1/8"	2'-6 1/8"	2'-8 1/8"	3'-0 1/8"	3'-2 1/8"	3'-11 1/4"	4'-11 1/4"	5'-3 1/4"
Minimum Rough Opening	1'-3" (381)	1'-7" (483)	2'-1" (635)	2'-7" (787)	2'-9" (838)	3'-1" (940)	3'-3" (991)	4'-0" (1219)	5'-0" (1524)	5'-4" (1626)
Unobstructed Glass	6 3/8" (163)	10 3/8" (264)	12 3/8" (327)	18 7/8" (479)	20 7/8" (530)	24 7/8" (632)	26 7/8" (683)	36" (915)	48" (1220)	52" (1322)
Unobstructed Glass (double-sash units)								12 7/8" 12 7/8" (327) (327)	18 7/8" 18 7/8" (479) (479)	20 7/8" 20 7/8" (530) (530)
11 1/4"	(286) 1'-0" (305) 3 3/8" (87)									
11 1/4"	(286) 1'-0" (305) 3 3/8" (87)									
1'-3 1/4"	(387) 1'-4" (406) 7 3/8" (188)									
1'-3 1/4"	(387) 1'-4" (406) 7 3/8" (188)									
1'-7 1/4"	(489) 1'-8" (508) 11 3/8" (290)									
1'-7 1/4"	(489) 1'-8" (508) 11 3/8" (290)									
1'-11 1/4"	(591) 2'-0" (610) 15 3/8" (391)									
1'-11 1/4"	(591) 2'-0" (610) 15 3/8" (391)									
2'-3 1/4"	(692) 2'-4" (711) 19 3/8" (493)									
2'-3 1/4"	(692) 2'-4" (711) 19 3/8" (493)									

Sidelight, Single-Sash, and Double-Sash Transoms for A-Series Hinged Doors Unit Sizes

Unit viewed from exterior.

Size Chart - Standard / Direct Set Sidelight Transoms and Direct Set Transoms

Note:

Unit Dimension refers to overall outside-to-outside frame. Unobstructed Glass refers to visible glass dimensions. Numbers in parentheses are metric measurements.

Table of Basic Unit Sizes— Patio Door Direct Set Sidelight Transoms and Direct Set Transoms

Scale 1/8" = 1'-0" (1:96)

Unit Dimension	1'-2 1/4"	1'-6 1/4"	2'-0 1/8"	2'-6 1/8"	2'-8 1/8"	3'-0 1/8"	3'-2 1/8"	3'-11 1/4"	4'-11 1/4"	5'-3 1/4"
Minimum Rough Opening	1'-3"	1'-7"	2'-1"	2'-7"	2'-9"	3'-1"	3'-3"	4'-0"	5'-0"	5'-4"
Unobstructed Glass	10 5/8"	14 5/8"	20 7/16"	26 7/16"	28 7/16"	32 7/16"	34 7/16"	43 5/8"	55 5/8"	59 5/8"
	(362)	(464)	(612)	(765)	(816)	(918)	(968)	(1200)	(1505)	(1607)
	(381)	(483)	(635)	(787)	(838)	(940)	(991)	(1219)	(1524)	(1626)
	(269)	(371)	(519)	(672)	(530)	(824)	(875)	(1107)	(1412)	(1514)
11 1/4"	(286)	1'-0"	(305)	7 5/8"	(193)					
	FWSLTDS1310	FWSLTDS1710	FWTDS2110	FWTDS2710	FWTDS2910	FWTDS3110	FWTDS3310	FWTDS4010	FWTDS5010	FWTDS5410
1'-3 1/4"	(387)	1'-4"	(406)	11 5/8"	(294)					
	FWSLTDS1314	FWSLTDS1714	FWTDS2114	FWTDS2714	FWTDS2914	FWTDS3114	FWTDS3314	FWTDS4014	FWTDS5014	FWTDS5414
1'-7 1/4"	(489)	1'-8"	(508)	15 5/8"	(396)					
	FWSLTDS1318	FWSLTDS1718	FWTDS2118	FWTDS2718	FWTDS2918	FWTDS3118	FWTDS3318	FWTDS4018	FWTDS5018	FWTDS5418
1'-11 1/4"	(591)	2'-0"	(610)	19 5/8"	(498)					
	FWSLTDS1320	FWSLTDS1720	FWTDS2120	FWTDS2720	FWTDS2920	FWTDS3120	FWTDS3320	FWTDS4020	FWTDS5020	FWTDS5420
2'-3 1/4"	(692)	2'-4"	(711)	23 5/8"	(599)					
	FWSLTDS1324	FWSLTDS1724	FWTDS2124	FWTDS2724	FWTDS2924	FWTDS3124	FWTDS3324	FWTDS4024	FWTDS5024	FWTDS5424

Direct Set Sidelight Transoms & Direct Set Transoms for A-Series Hinged Doors Unit Sizes

Unit viewed from exterior.

Unit Sizes

Size Chart - Standard and Custom / Venting Transoms and Sidelights

Note:

Unit Dimension refers to overall outside-to-outside frame. Unobstructed Glass refers to visible glass dimensions. Numbers in parentheses are metric measurements.

Table of Basic Unit Sizes— Patio Door Venting Transoms
Scale 1/8" = 1'-0" (1:96)

Unit Dimension	2'-0 1/8"	2'-6 1/8"	2'-8 1/8"	3'-0 1/8"	3'-2 1/8"	3'-11 1/4"	4'-11 1/4"	5'-3 1/4"	5'-11 1/4"
Minimum Rough Opening	2'-1"	2'-7"	2'-9"	3'-1"	3'-3"	4'-0"	5'-0"	5'-4"	6'-0"
Unobstructed Glass	17 5/8"	23 5/8"	25 5/8"	29 5/8"	31 5/8"	40 5/8"	52 5/8"	56 5/8"	64 5/8"
	(612)	(765)	(816)	(918)	(968)	(1200)	(1505)	(1607)	(1810)
	(635)	(787)	(838)	(940)	(991)	(1219)	(1524)	(1626)	(1829)
	(448)	(600)	(651)	(752)	(803)	(1032)	(1337)	(1438)	(1641)
1'-3 1/4"	1'-4"	1'-4"	1'-4"	1'-4"	1'-4"	1'-4"	1'-4"	1'-4"	1'-4"
(387)	(406)	(406)	(406)	(406)	(406)	(406)	(406)	(406)	(406)
	(219)								
	ATV2114	ATV2714	ATV2914	ATV3114	ATV3314	ATV4014	ATV5014	ATV5414	ATV6014
1'-7 1/4"	1'-8"	1'-8"	1'-8"	1'-8"	1'-8"	1'-8"	1'-8"	1'-8"	1'-8"
(489)	(508)	(508)	(508)	(508)	(508)	(508)	(508)	(508)	(508)
	(321)								
	ATV2118	ATV2718	ATV2918	ATV3118	ATV3318	ATV4018	ATV5018	ATV5418	ATV6018
1'-11 1/4"	2'-0"	2'-0"	2'-0"	2'-0"	2'-0"	2'-0"	2'-0"	2'-0"	2'-0"
(591)	(610)	(610)	(610)	(610)	(610)	(610)	(610)	(610)	(610)
	(422)								
	ATV2120	ATV2720	ATV2920	ATV3120	ATV3320	ATV4020	ATV5020	ATV5420	ATV6020
2'-3 1/4"	2'-4"	2'-4"	2'-4"	2'-4"	2'-4"	2'-4"	2'-4"	2'-4"	2'-4"
(692)	(711)	(711)	(711)	(711)	(711)	(711)	(711)	(711)	(711)
	(524)								
	ATV2124	ATV2724	ATV2924	ATV3124	ATV3324	ATV4024	ATV5024	ATV5424	ATV6024

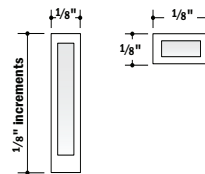
Table of Basic Unit Sizes— Patio Door Sidelights
Scale 1/8" = 1'-0" (1:96)

Unit Dimension	1'-2 1/4"	1'-6 1/4"
Minimum Rough Opening	1'-3"	1'-7"
Unobstructed Glass	6 3/8"	10 3/8"
	(362)	(464)
	(381)	(483)
	(163)	(264)
6'-7 1/2"	6'-8"	6'-8"
(2019)	(2032)	(2032)
	(1611)	(1611)
	FWSLD-1-1368	FWSLD-1-1768
6'-10 3/8"	6'-11"	6'-11"
(2092)	(2108)	(2108)
	(1684)	(1684)
	FWSLD-1-13611	FWSLD-1-17611
7'-11 1/2"	8'-0"	8'-0"
(2426)	(2438)	(2438)
	(2018)	(2018)
	FWSLD-1-1380	FWSLD-1-1780

CUSTOM SIZES

Custom sizes available in 1/8" increments between the smallest and largest standard patio door sizes.

Some restrictions apply. Contact your Andersen supplier for availability.



Standard & Custom Venting Transoms & Sidelights for A-Series Hinged Doors Unit Sizes

Unit Size Chart - Custom / Transoms and Sidelights

Note:

Unit Dimension refers to overall outside-to-outside frame. Unobstructed Glass refers to visible glass dimensions. Numbers in parentheses are metric measurements.

Unit Dimension	5'-11 1/4" (1810)	6'-3 1/4" (1911)	6'-11 1/4" (2114)	7'-11 1/4" (2419)
Minimum Rough Opening	6'-0" (1829)	6'-4" (1930)	7'-0" (2133)	8'-0" (2438)
Unobstructed Glass	60" (1525)	64" (1626)	72" (1830)	84" (2134)
Unobstructed Glass (double-sash units)	24 7/8" , 24 7/8" (632) (632)	26 7/8" , 26 7/8" (683) (683)		
11 1/4"	1'-0" (286)	FWTD-1-6010	FWTD-1-6410	FWTD-1-7010
11 1/4"	1'-0" (286)	FWTD-2-6010	FWTD-2-6410	FWTD-1-8010
1'-3 1/4"	1'-4" (387)	FWTD-1-6014	FWTD-1-6414	FWTD-1-7014
1'-3 1/4"	1'-4" (387)	FWTD-2-6014	FWTD-2-6414	FWTD-1-8014
1'-7 1/4"	1'-8" (489)	FWTD-1-6018	FWTD-1-6418	FWTD-1-7018
1'-7 1/4"	1'-8" (489)	FWTD-2-6018	FWTD-2-6418	FWTD-1-8018
1'-11 1/4"	2'-0" (591)	FWTD-1-6020	FWTD-1-6420	FWTD-1-7020
1'-11 1/4"	2'-0" (591)	FWTD-2-6020	FWTD-2-6420	FWTD-1-8020
2'-3 1/4"	2'-4" (692)	FWTD-1-6024	FWTD-1-6424	FWTD-1-7024
2'-3 1/4"	2'-4" (692)	FWTD-2-6024	FWTD-2-6424	FWTD-1-8024

CUSTOM SIZES

Custom sizes available in 1/8" increments between the smallest and largest standard patio door sizes.

Some restrictions apply. Contact your Andersen supplier for availability.



Divided Lights Patterns
In addition to the Colonial grille patterns shown in the table of basic unit sizes, other standard divided light patterns are available. Not all patterns are available in all configurations.

Unit Dimension	5'-11 1/4" (1810)	6'-3 1/4" (1911)	6'-11 1/4" (2114)	7'-11 1/4" (2419)
Minimum Rough Opening	6'-0" (1829)	6'-4" (1930)	7'-0" (2133)	8'-0" (2438)
Unobstructed Glass	67 5/8" (1717)	71 5/8" (1818)	79 5/8" (2022)	91 5/8" (2326)
11 1/4"	1'-0" (286)	FWTDS6010	FWTDS6410	FWTDS7010
11 1/4"	1'-0" (286)	FWTDS6014	FWTDS6414	FWTDS7014
1'-3 1/4"	1'-4" (387)	FWTDS6018	FWTDS6418	FWTDS7018
1'-3 1/4"	1'-4" (387)	FWTDS6020	FWTDS6420	FWTDS7020
1'-7 1/4"	1'-8" (489)	FWTDS6024	FWTDS6424	FWTDS7024
1'-7 1/4"	1'-8" (489)	FWTDS6024	FWTDS6424	FWTDS7024

Custom Transoms & Sidelights for A-Series Hinged Doors Unit Sizes

Unit viewed from exterior.

Product History

Product History

- | | |
|-------------|-----------------------------------|
| 2016 | Triple pane glass introduced. |
| 2015 | HeatLock™ glass introduced. |
| 2015 | 10' height introduced. |
| 2008 | Sidelights & Transoms introduced. |

Size Tables

Size Table - Sidelight (FWSLD)			
Note: Panel Dimension is measured outside edge to outside edge of frame. Unobstructed Glass is dimension from outside edge to outside edge of visible glass only. Actual Glass is dimension of outside edge to outside edge of glass, including glass that is not visible.			
Unit No.	Panel Dimension (w x h)	Unobstructed Glass (w x h)	Actual Glass (w x h)
FWSLD-1-1368	11 ¹⁵ / ₁₆ x 76 ¹ / ₂	6 ³ / ₈ x 63 ⁷ / ₁₆	7 ¹ / ₂ x 64 ⁹ / ₁₆
FWSLD-1-13611	11 ¹⁵ / ₁₆ x 79 ³ / ₈	6 ³ / ₈ x 66 ⁵ / ₁₆	7 ¹ / ₂ x 67 ⁷ / ₁₆
FWSLD-1-1376	11 ¹⁵ / ₁₆ x 86 ¹ / ₂	6 ³ / ₈ x 73 ⁷ / ₁₆	7 ¹ / ₂ x 74 ⁹ / ₁₆
FWSLD-1-1380	11 ¹⁵ / ₁₆ x 92 ¹ / ₂	6 ³ / ₈ x 79 ⁷ / ₁₆	7 ¹ / ₂ x 80 ⁹ / ₁₆
FWSLD-1-13100	11 ¹⁵ / ₁₆ x 116 ¹ / ₂	6 ³ / ₈ x 103 ⁷ / ₁₆	7 ¹ / ₂ x 104 ⁹ / ₁₆
FWSLD-1-1768	15 ¹⁵ / ₁₆ x 76 ¹ / ₂	10 ³ / ₈ x 63 ⁷ / ₁₆	11 ¹ / ₂ x 64 ⁹ / ₁₆
FWSLD-1-17611	15 ¹⁵ / ₁₆ x 79 ³ / ₈	10 ³ / ₈ x 66 ⁵ / ₁₆	11 ¹ / ₂ x 67 ⁷ / ₁₆
FWSLD-1-1776	15 ¹⁵ / ₁₆ x 86 ¹ / ₂	10 ³ / ₈ x 76 ⁷ / ₁₆	11 ¹ / ₂ x 74 ⁹ / ₁₆
FWSLD-1-1780	15 ¹⁵ / ₁₆ x 92 ¹ / ₂	10 ³ / ₈ x 79 ⁷ / ₁₆	11 ¹ / ₂ x 80 ⁹ / ₁₆
FWSLD-1-17100	15 ¹⁵ / ₁₆ x 116 ¹ / ₂	10 ³ / ₈ x 103 ⁷ / ₁₆	11 ¹ / ₂ x 104 ⁹ / ₁₆

Size Table - Sidelight Transom (FWSLTD)			
Note: Panel Dimension is measured outside edge to outside edge of frame. Unobstructed Glass is dimension from outside edge to outside edge of visible glass only. Actual Glass is dimension of outside edge to outside edge of glass, including glass that is not visible.			
Unit No.	Panel Dimension (w x h)	Unobstructed Glass (w x h)	Actual Glass (w x h)
FWSLTD-1-1310	11 ¹⁵ / ₁₆ x 8 ¹⁵ / ₁₆	6 ³ / ₈ x 3 ³ / ₈	7 ¹ / ₂ x 4 ¹ / ₂
FWSLTD-1-1314	11 ¹⁵ / ₁₆ x 12 ¹⁵ / ₁₆	6 ³ / ₈ x 7 ³ / ₈	7 ¹ / ₂ x 8 ¹ / ₂
FWSLTD-1-1318	11 ¹⁵ / ₁₆ x 16 ¹⁵ / ₁₆	6 ³ / ₈ x 11 ³ / ₈	7 ¹ / ₂ x 12 ¹ / ₂
FWSLTD-1-1320	11 ¹⁵ / ₁₆ x 20 ¹⁵ / ₁₆	6 ³ / ₈ x 15 ³ / ₈	7 ¹ / ₂ x 16 ¹ / ₂
FWSLTD-1-1324	11 ¹⁵ / ₁₆ x 24 ¹⁵ / ₁₆	6 ³ / ₈ x 19 ³ / ₈	7 ¹ / ₂ x 20 ¹ / ₂
FWSLTD-1-1710	15 ¹⁵ / ₁₆ x 8 ¹⁵ / ₁₆	10 ³ / ₈ x 3 ³ / ₈	11 ¹ / ₂ x 4 ¹ / ₂
FWSLTD-1-1714	15 ¹⁵ / ₁₆ x 12 ¹⁵ / ₁₆	10 ³ / ₈ x 7 ³ / ₈	11 ¹ / ₂ x 8 ¹ / ₂
FWSLTD-1-1718	15 ¹⁵ / ₁₆ x 16 ¹⁵ / ₁₆	10 ³ / ₈ x 11 ³ / ₈	11 ¹ / ₂ x 12 ¹ / ₂
FWSLTD-1-1720	15 ¹⁵ / ₁₆ x 20 ¹⁵ / ₁₆	10 ³ / ₈ x 15 ³ / ₈	11 ¹ / ₂ x 16 ¹ / ₂
FWSLTD-1-1724	15 ¹⁵ / ₁₆ x 24 ¹⁵ / ₁₆	10 ³ / ₈ x 19 ³ / ₈	11 ¹ / ₂ x 20 ¹ / ₂

Panels

Size Table - Transom / Standard (FWTD)			
Note:			
Panel Dimension is measured outside edge to outside edge of frame.			
Unobstructed Glass is dimension from outside edge to outside edge of visible glass only.			
Actual Glass is dimension of outside edge to outside edge of glass, including glass that is not visible.			
Unit No.	Panel Dimension (w x h)	Unobstructed Glass (w x h)	Actual Glass (w x h)
FWTD-1-2110	21 3/4 x 8 15/16	12 7/8 x 3 3/8	14 x 4 1/2
FWTD-1-2114	21 3/4 x 12 15/16	12 7/8 x 7 3/8	14 x 8 1/2
FWTD-1-2118	21 3/4 x 16 15/16	12 7/8 x 11 3/8	14 x 12 1/2
FWTD-1-2120	21 3/4 x 20 15/16	12 7/8 x 15 3/8	14 x 16 1/2
FWTD-1-2124	21 3/4 x 24 15/16	12 7/8 x 19 3/8	14 x 20 1/2
FWTD-1-2710	27 3/4 x 8 15/16	18 7/8 x 3 3/8	20 x 4 1/2
FWTD-1-2714	27 3/4 x 12 15/16	18 7/8 x 7 3/8	20 x 8 1/2
FWTD-1-2718	27 3/4 x 16 15/16	18 7/8 x 11 3/8	20 x 12 1/2
FWTD-1-2720	27 3/4 x 20 15/16	18 7/8 x 15 3/8	20 x 16 1/2
FWTD-1-2724	27 3/4 x 24 15/16	18 7/8 x 19 3/8	20 x 20 1/2
FWTD-1-2910	29 3/4 x 8 15/16	20 7/8 x 3 3/8	22 x 4 1/2
FWTD-1-2914	29 3/4 x 12 15/16	20 7/8 x 7 3/8	22 x 8 1/2
FWTD-1-2918	29 3/4 x 16 15/16	20 7/8 x 11 3/8	22 x 12 1/2
FWTD-1-2920	29 3/4 x 20 15/16	20 7/8 x 15 3/8	22 x 16 1/2
FWTD-1-2924	29 3/4 x 24 15/16	20 7/8 x 19 3/8	22 x 20 1/2
FWTD-1-3110	31 3/4 x 8 15/16	24 7/8 x 3 3/8	26 x 4 1/2
FWTD-1-3114	31 3/4 x 12 15/16	24 7/8 x 7 3/8	26 x 8 1/2
FWTD-1-3118	31 3/4 x 16 15/16	24 7/8 x 11 3/8	26 x 12 1/2
FWTD-1-3120	31 3/4 x 20 15/16	24 7/8 x 15 3/8	26 x 16 1/2
FWTD-1-3124	31 3/4 x 24 15/16	24 7/8 x 19 3/8	26 x 20 1/2
FWTD-1-3310	33 3/4 x 8 15/16	26 7/8 x 3 3/8	28 x 4 1/2
FWTD-1-3314	33 3/4 x 12 15/16	26 7/8 x 7 3/8	28 x 8 1/2
FWTD-1-3318	33 3/4 x 16 15/16	26 7/8 x 11 3/8	28 x 12 1/2
FWTD-1-3320	33 3/4 x 20 15/16	26 7/8 x 15 3/8	28 x 16 1/2
FWTD-1-3324	33 3/4 x 24 15/16	26 7/8 x 19 3/8	28 x 20 1/2
FWTD-1-4010	44 15/16 x 8 15/16	36 x 3 3/8	37 3/16 x 4 1/2
FWTD-1-4014	44 15/16 x 12 15/16	36 x 7 3/8	37 3/16 x 8 1/2
FWTD-1-4018	44 15/16 x 16 15/16	36 x 11 3/8	37 3/16 x 12 1/2
FWTD-1-4020	44 15/16 x 20 15/16	36 x 15 3/8	37 3/16 x 16 1/2
FWTD-1-4024	44 15/16 x 24 15/16	36 x 19 3/8	37 3/16 x 20 1/2
FWTD-1-5010	56 15/16 x 8 15/16	48 x 3 3/8	49 3/16 x 4 1/2
FWTD-1-5014	56 15/16 x 12 15/16	48 x 7 3/8	49 3/16 x 8 1/2
FWTD-1-5018	56 15/16 x 16 15/16	48 x 11 3/8	49 3/16 x 12 1/2
FWTD-1-5020	56 15/16 x 20 15/16	48 x 15 3/8	49 3/16 x 16 1/2

A-Series Sidelights & Transoms

Sidelights & Transoms

Panels

Size Table - Transom / Standard (FWTD)			
Note:			
Panel Dimension is measured outside edge to outside edge of frame.			
Unobstructed Glass is dimension from outside edge to outside edge of visible glass only.			
Actual Glass is dimension of outside edge to outside edge of glass, including glass that is not visible.			
Unit No.	Panel Dimension (w x h)	Unobstructed Glass (w x h)	Actual Glass (w x h)
FWTD-1-5024	56 ¹⁵ / ₁₆ x 24 ¹⁵ / ₁₆	48 x 19 ³ / ₈	49 ³ / ₁₆ x 20 ¹ / ₂
FWTD-1-5410	60 ¹⁵ / ₁₆ x 8 ¹⁵ / ₁₆	52 x 3 ³ / ₈	53 ³ / ₁₆ x 4 ¹ / ₂
FWTD-1-5414	60 ¹⁵ / ₁₆ x 12 ¹⁵ / ₁₆	52 x 7 ³ / ₈	53 ³ / ₁₆ x 8 ¹ / ₂
FWTD-1-5418	60 ¹⁵ / ₁₆ x 16 ¹⁵ / ₁₆	52 x 11 ³ / ₈	53 ³ / ₁₆ x 12 ¹ / ₂
FWTD-1-5420	60 ¹⁵ / ₁₆ x 20 ¹⁵ / ₁₆	52 x 15 ³ / ₈	53 ³ / ₁₆ x 16 ¹ / ₂
FWTD-1-5424	60 ¹⁵ / ₁₆ x 24 ¹⁵ / ₁₆	52 x 19 ³ / ₈	53 ³ / ₁₆ x 20 ¹ / ₂
FWTD-1-6010	68 ¹⁵ / ₁₆ x 8 ¹⁵ / ₁₆	60 x 3 ³ / ₈	61 ³ / ₁₆ x 4 ¹ / ₂
FWTD-1-6014	68 ¹⁵ / ₁₆ x 12 ¹⁵ / ₁₆	60 x 7 ³ / ₈	61 ³ / ₁₆ x 8 ¹ / ₂
FWTD-1-6018	68 ¹⁵ / ₁₆ x 16 ¹⁵ / ₁₆	60 x 11 ³ / ₈	61 ³ / ₁₆ x 12 ¹ / ₂
FWTD-1-6020	68 ¹⁵ / ₁₆ x 20 ¹⁵ / ₁₆	60 x 15 ³ / ₈	61 ³ / ₁₆ x 16 ¹ / ₂
FWTD-1-6024	68 ¹⁵ / ₁₆ x 24 ¹⁵ / ₁₆	60 x 19 ³ / ₈	61 ³ / ₁₆ x 20 ¹ / ₂
FWTD-1-6410	72 ¹⁵ / ₁₆ x 8 ¹⁵ / ₁₆	64 x 3 ³ / ₈	65 ³ / ₁₆ x 4 ¹ / ₂
FWTD-1-6414	72 ¹⁵ / ₁₆ x 12 ¹⁵ / ₁₆	64 x 7 ³ / ₈	65 ³ / ₁₆ x 8 ¹ / ₂
FWTD-1-6418	72 ¹⁵ / ₁₆ x 16 ¹⁵ / ₁₆	64 x 11 ³ / ₈	65 ³ / ₁₆ x 12 ¹ / ₂
FWTD-1-6420	72 ¹⁵ / ₁₆ x 20 ¹⁵ / ₁₆	64 x 15 ³ / ₈	65 ³ / ₁₆ x 16 ¹ / ₂
FWTD-1-6424	72 ¹⁵ / ₁₆ x 24 ¹⁵ / ₁₆	64 x 19 ³ / ₈	65 ³ / ₁₆ x 20 ¹ / ₂
FWTD-1-7010	80 ¹⁵ / ₁₆ x 8 ¹⁵ / ₁₆	72 x 3 ³ / ₈	73 ³ / ₁₆ x 4 ¹ / ₂
FWTD-1-7014	80 ¹⁵ / ₁₆ x 12 ¹⁵ / ₁₆	72 x 7 ³ / ₈	73 ³ / ₁₆ x 8 ¹ / ₂
FWTD-1-7018	80 ¹⁵ / ₁₆ x 16 ¹⁵ / ₁₆	72 x 11 ³ / ₈	73 ³ / ₁₆ x 12 ¹ / ₂
FWTD-1-7020	80 ¹⁵ / ₁₆ x 20 ¹⁵ / ₁₆	72 x 15 ³ / ₈	73 ³ / ₁₆ x 16 ¹ / ₂
FWTD-1-7024	80 ¹⁵ / ₁₆ x 24 ¹⁵ / ₁₆	72 x 19 ³ / ₈	73 ³ / ₁₆ x 20 ¹ / ₂
FWTD-1-8010	92 ¹⁵ / ₁₆ x 8 ¹⁵ / ₁₆	84 x 3 ³ / ₈	85 ³ / ₁₆ x 4 ¹ / ₂
FWTD-1-8014	92 ¹⁵ / ₁₆ x 12 ¹⁵ / ₁₆	84 x 7 ³ / ₈	85 ³ / ₁₆ x 8 ¹ / ₂
FWTD-1-8018	92 ¹⁵ / ₁₆ x 16 ¹⁵ / ₁₆	84 x 11 ³ / ₈	85 ³ / ₁₆ x 12 ¹ / ₂
FWTD-1-8020	92 ¹⁵ / ₁₆ x 20 ¹⁵ / ₁₆	84 x 15 ³ / ₈	85 ³ / ₁₆ x 16 ¹ / ₂
FWTD-1-8024	92 ¹⁵ / ₁₆ x 24 ¹⁵ / ₁₆	84 x 19 ³ / ₈	85 ³ / ₁₆ x 20 ¹ / ₂

Panels

Size Table - Transom / Direct Set (FWSTD)		
Note: Unobstructed Glass is dimension from outside edge to outside edge of visible glass only. Actual Glass is dimension of outside edge to outside edge of glass, including glass that is not visible.		
Unit No.	Unobstructed Glass (w x h)	Actual Glass (w x h)
FWSTDS1310	10 ⁵ / ₈ x 7 ⁵ / ₈	11 ³ / ₄ x 8 ³ / ₄
FWSTDS1314	10 ⁵ / ₈ x 11 ⁵ / ₈	11 ³ / ₄ x 12 ³ / ₄
FWSTDS1318	10 ⁵ / ₈ x 15 ⁵ / ₈	11 ³ / ₄ x 16 ³ / ₄
FWSTDS1320	10 ⁵ / ₈ x 19 ⁵ / ₈	11 ³ / ₄ x 20 ³ / ₄
FWSTDS1324	10 ⁵ / ₈ x 23 ⁵ / ₈	11 ³ / ₄ x 24 ³ / ₄
FWSTDS1710	14 ⁵ / ₈ x 7 ⁵ / ₈	15 ³ / ₄ x 8 ³ / ₄
FWSTDS1714	14 ⁵ / ₈ x 11 ⁵ / ₈	15 ³ / ₄ x 12 ³ / ₄
FWSTDS1718	14 ⁵ / ₈ x 15 ⁵ / ₈	15 ³ / ₄ x 16 ³ / ₄
FWSTDS1720	14 ⁵ / ₈ x 19 ⁵ / ₈	15 ³ / ₄ x 20 ³ / ₄
FWSTDS1724	14 ⁵ / ₈ x 23 ⁵ / ₈	15 ³ / ₄ x 24 ³ / ₄
FWTDS2110	20 ⁷ / ₁₆ x 7 ⁵ / ₈	21 ⁹ / ₁₆ x 8 ³ / ₄
FWTDS2114	20 ⁷ / ₁₆ x 11 ⁵ / ₈	21 ⁹ / ₁₆ x 12 ³ / ₄
FWTDS2118	20 ⁷ / ₁₆ x 15 ⁵ / ₈	21 ⁹ / ₁₆ x 16 ³ / ₄
FWTDS2120	20 ⁷ / ₁₆ x 19 ⁵ / ₈	21 ⁹ / ₁₆ x 20 ³ / ₄
FWTDS2124	20 ⁷ / ₁₆ x 23 ⁵ / ₈	21 ⁹ / ₁₆ x 24 ³ / ₄
FWTDS2710	26 ⁷ / ₁₆ x 7 ⁵ / ₈	27 ⁹ / ₁₆ x 8 ³ / ₄
FWTDS2714	26 ⁷ / ₁₆ x 11 ⁵ / ₈	27 ⁹ / ₁₆ x 12 ³ / ₄
FWTDS2718	26 ⁷ / ₁₆ x 15 ⁵ / ₈	27 ⁹ / ₁₆ x 16 ³ / ₄
FWTDS2720	26 ⁷ / ₁₆ x 19 ⁵ / ₈	27 ⁹ / ₁₆ x 20 ³ / ₄
FWTDS2724	26 ⁷ / ₁₆ x 23 ⁵ / ₈	27 ⁹ / ₁₆ x 24 ³ / ₄
FWTDS2910	28 ⁷ / ₁₆ x 7 ⁵ / ₈	29 ⁹ / ₁₆ x 8 ³ / ₄
FWTDS2914	28 ⁷ / ₁₆ x 11 ⁵ / ₈	29 ⁹ / ₁₆ x 12 ³ / ₄
FWTDS2918	28 ⁷ / ₁₆ x 15 ⁵ / ₈	29 ⁹ / ₁₆ x 16 ³ / ₄
FWTDS2920	28 ⁷ / ₁₆ x 19 ⁵ / ₈	29 ⁹ / ₁₆ x 20 ³ / ₄
FWTDS2924	28 ⁷ / ₁₆ x 23 ⁵ / ₈	29 ⁹ / ₁₆ x 24 ³ / ₄
FWTDS3110	32 ⁷ / ₁₆ x 7 ⁵ / ₈	33 ⁹ / ₁₆ x 8 ³ / ₄
FWTDS3114	32 ⁷ / ₁₆ x 11 ⁵ / ₈	33 ⁹ / ₁₆ x 12 ³ / ₄
FWTDS3118	32 ⁷ / ₁₆ x 15 ⁵ / ₈	33 ⁹ / ₁₆ x 16 ³ / ₄
FWTDS3120	32 ⁷ / ₁₆ x 19 ⁵ / ₈	33 ⁹ / ₁₆ x 20 ³ / ₄
FWTDS3124	32 ⁷ / ₁₆ x 23 ⁵ / ₈	33 ⁹ / ₁₆ x 24 ³ / ₄
FWTDS3310	34 ⁷ / ₁₆ x 7 ⁵ / ₈	35 ⁹ / ₁₆ x 8 ³ / ₄
FWTDS3314	34 ⁷ / ₁₆ x 11 ⁵ / ₈	35 ⁹ / ₁₆ x 12 ³ / ₄
FWTDS3318	34 ⁷ / ₁₆ x 15 ⁵ / ₈	35 ⁹ / ₁₆ x 16 ³ / ₄
FWTDS3320	34 ⁷ / ₁₆ x 19 ⁵ / ₈	35 ⁹ / ₁₆ x 20 ³ / ₄
FWTDS3324	34 ⁷ / ₁₆ x 23 ⁵ / ₈	35 ⁹ / ₁₆ x 24 ³ / ₄

A-Series Sidelights & Transoms

Sidelights & Transoms

Panels

Size Table - Transom / Direct Set (FWSTD)

Note:

Unobstructed Glass is dimension from outside edge to outside edge of visible glass only.




Actual Glass is dimension of outside edge to outside edge of glass, including glass that is not visible.

Unit No.	Unobstructed Glass (w x h)	Actual Glass (w x h)
FWTDS4010	43 ⁵ / ₈ x 7 ⁵ / ₈	44 ³ / ₄ x 8 ³ / ₄
FWTDS4014	43 ⁵ / ₈ x 11 ⁵ / ₈	44 ³ / ₄ x 12 ³ / ₄
FWTDS4018	43 ⁵ / ₈ x 15 ⁵ / ₈	44 ³ / ₄ x 16 ³ / ₄
FWTDS4020	43 ⁵ / ₈ x 19 ⁵ / ₈	44 ³ / ₄ x 20 ³ / ₄
FWTDS4024	43 ⁵ / ₈ x 23 ⁵ / ₈	44 ³ / ₄ x 24 ³ / ₄
FWTDS5010	55 ⁵ / ₈ x 7 ⁵ / ₈	56 ³ / ₄ x 8 ³ / ₄
FWTDS5014	55 ⁵ / ₈ x 11 ⁵ / ₈	56 ³ / ₄ x 12 ³ / ₄
FWTDS5018	55 ⁵ / ₈ x 15 ⁵ / ₈	56 ³ / ₄ x 16 ³ / ₄
FWTDS5020	55 ⁵ / ₈ x 19 ⁵ / ₈	56 ³ / ₄ x 20 ³ / ₄
FWTDS5024	55 ⁵ / ₈ x 23 ⁵ / ₈	56 ³ / ₄ x 24 ³ / ₄
FWTDS5410	59 ⁵ / ₈ x 7 ⁵ / ₈	60 ³ / ₄ x 8 ³ / ₄
FWTDS5414	59 ⁵ / ₈ x 11 ⁵ / ₈	60 ³ / ₄ x 12 ³ / ₄
FWTDS5418	59 ⁵ / ₈ x 15 ⁵ / ₈	60 ³ / ₄ x 16 ³ / ₄
FWTDS5420	59 ⁵ / ₈ x 19 ⁵ / ₈	60 ³ / ₄ x 20 ³ / ₄
FWTDS5424	59 ⁵ / ₈ x 23 ⁵ / ₈	60 ³ / ₄ x 24 ³ / ₄
FWTDS6010	67 ⁵ / ₈ x 7 ⁵ / ₈	68 ³ / ₄ x 8 ³ / ₄
FWTDS6014	67 ⁵ / ₈ x 11 ⁵ / ₈	68 ³ / ₄ x 12 ³ / ₄
FWTDS6018	67 ⁵ / ₈ x 15 ⁵ / ₈	68 ³ / ₄ x 16 ³ / ₄
FWTDS6020	67 ⁵ / ₈ x 19 ⁵ / ₈	68 ³ / ₄ x 20 ³ / ₄
FWTDS6024	67 ⁵ / ₈ x 23 ⁵ / ₈	68 ³ / ₄ x 24 ³ / ₄
FWTDS6410	71 ⁵ / ₈ x 7 ⁵ / ₈	72 ³ / ₄ x 8 ³ / ₄
FWTDS6414	71 ⁵ / ₈ x 11 ⁵ / ₈	72 ³ / ₄ x 12 ³ / ₄
FWTDS6418	71 ⁵ / ₈ x 15 ⁵ / ₈	72 ³ / ₄ x 16 ³ / ₄
FWTDS6420	71 ⁵ / ₈ x 19 ⁵ / ₈	72 ³ / ₄ x 20 ³ / ₄
FWTDS6424	71 ⁵ / ₈ x 23 ⁵ / ₈	72 ³ / ₄ x 24 ³ / ₄
FWTDS7010	79 ⁵ / ₈ x 7 ⁵ / ₈	80 ³ / ₄ x 8 ³ / ₄
FWTDS7014	79 ⁵ / ₈ x 11 ⁵ / ₈	80 ³ / ₄ x 12 ³ / ₄
FWTDS7018	79 ⁵ / ₈ x 15 ⁵ / ₈	80 ³ / ₄ x 16 ³ / ₄
FWTDS7020	79 ⁵ / ₈ x 19 ⁵ / ₈	80 ³ / ₄ x 20 ³ / ₄
FWTDS7024	79 ⁵ / ₈ x 23 ⁵ / ₈	80 ³ / ₄ x 24 ³ / ₄
FWTDS8010	91 ⁵ / ₈ x 7 ⁵ / ₈	92 ³ / ₄ x 8 ³ / ₄
FWTDS8014	91 ⁵ / ₈ x 11 ⁵ / ₈	92 ³ / ₄ x 12 ³ / ₄
FWTDS8018	91 ⁵ / ₈ x 15 ⁵ / ₈	92 ³ / ₄ x 16 ³ / ₄
FWTDS8020	91 ⁵ / ₈ x 19 ⁵ / ₈	92 ³ / ₄ x 20 ³ / ₄
FWTDS8024	91 ⁵ / ₈ x 23 ⁵ / ₈	92 ³ / ₄ x 24 ³ / ₄

Panels

Panels- Sidelight & Transom

Panel - Sidelight



TEMPERED U/A SGGC XXXX
1.6 CFR 1201.1 II
ANSI Z97.1-2009
CIG-XX Xmm MM/DD/YR
CAN/CGSB 12.1-M90

Note:

Tempered safety glass is standard on patio doors. Replacement panel for standard and custom-sized doors is made to order. Order [accessory hardware pack](#) when replacing panel.

Exterior color options:

White	Canvas	Dove Gray
Terratone®	Prairie Grass	Red Rock
Sandtone	Cocoa Bean	Black
Forest Green	Dark Bronze	

Interior species/finish/color options:

Pine	Maple	Oak	Mahogany
Douglas Fir	Cherry		
Unfinished	Russet	Espresso	Clear Coat
Honey	Cinnamon	Mocha	
White-Painted	Birch Bark	Primed	Sandtone
Canvas	Terratone®	Forest Green	Dove Gray
Prairie Grass	Cocoa Bean	Red Rock	Dark Bronze
Black			

Glass options: (See Logo/Etching Examples):

Low-E4®	Low-E4® HeatLock	Low-E4® Triple-Pane
Low-E4® SmartSun™	Low-E4® Smart-Sun HeatLock	Low-E4® Smart-Sun Triple-Pane
Low-E4® Passive Sun	Low-E4® Sun Heat-Lock	Low-E4® Enhanced Triple-Pane
Low-E4® Sun	Low-E4® HeatLock Tempered	Low-E4® Smart-Sun Enhanced Triple-Pane
Low-E4® Tempered	Obscure	Low-E4® Enhanced Triple-Pane Heat-Lock
Low-E4® SmartSun Tempered	Cascade	Low-E4® Smart-Sun Enhanced Triple-Pane HeatLock
Low-E4® Passive Sun Tempered	Fern	
Low-E4® Sun Tempered	Reed	

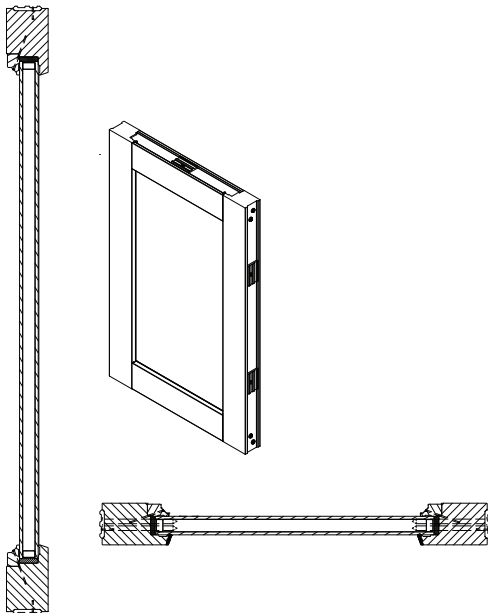



To order, state:

Product ID (from product label, see [Service Guide 9051877](#))

OR

1. Unit or frame size (FWSLD XXXX or frame W x H dimensions)
2. Description of part (Sidelight Panel)
3. Exterior color of panel
4. Interior wood species of panel
5. Interior finish/color of panel
6. Stop profile (Traditional, Contemporary)
7. Grille profile (Traditional, Contemporary)
8. Glazing

Panel - Sidelight Transom



Note:

Replacement sidelight transom panel for standard and customized transoms is made to order. Order [accessory hardware pack](#) when replacing panel.

Exterior color options:

White	Canvas	Dove Gray
Terratone®	Prairie Grass	Red Rock
Sandtone	Cocoa Bean	Black
Forest Green	Dark Bronze	

Interior species/finish/color options:

Pine	Maple	Oak	Mahogany
Douglas Fir	Cherry		
Unfinished	Russet	Espresso	Clear Coat
Honey	Cinnamon	Mocha	
White-Painted	Birch Bark	Primed	Sandtone
Canvas	Terratone®	Forest Green	Dove Gray
Prairie Grass	Cocoa Bean	Red Rock	Dark Bronze
Black			

Glass options: (See Logo Examples):

Low-E4®	Low-E4® HeatLock	Low-E4® Triple-Pane
Low-E4® SmartSun™	Low-E4® Smart-Sun HeatLock	Low-E4® Smart-Sun Triple-Pane
Low-E4® Passive Sun	Low-E4® Sun Heat-Lock	Low-E4® Enhanced Triple-Pane
Low-E4® Sun	Low-E4® HeatLock Tempered	Low-E4® Smart-Sun Enhanced Triple-Pane
Low-E4® Tempered	Obscure	Low-E4® Enhanced Triple-Pane Heat-Lock
Low-E4® SmartSun Tempered	Cascade	Low-E4® Smart-Sun Enhanced Triple-Pane HeatLock
Low-E4® Passive Sun Tempered	Fern	
Low-E4® Sun Tempered	Reed	

To order, state:

Product ID (from product label, see [Service Guide 9051877](#))

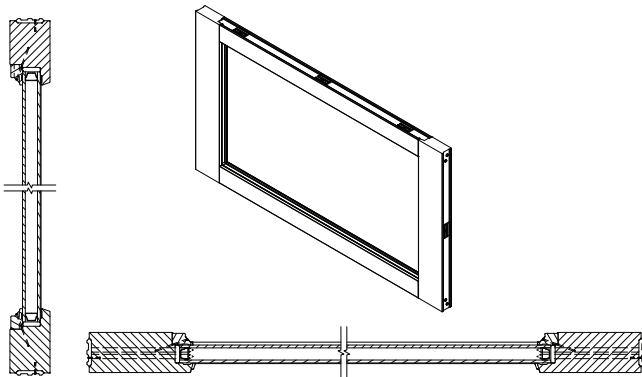
OR

1. Unit or frame size (FWSLTD XXXX or frame W x H dimensions)
2. Description of part (Sidelight Transom Panel)
3. Exterior color of panel
4. Interior wood species of panel
5. Interior finish/color of panel
6. Stop profile (Traditional, Contemporary)
7. Grille profile (Traditional, Contemporary)
8. Glazing

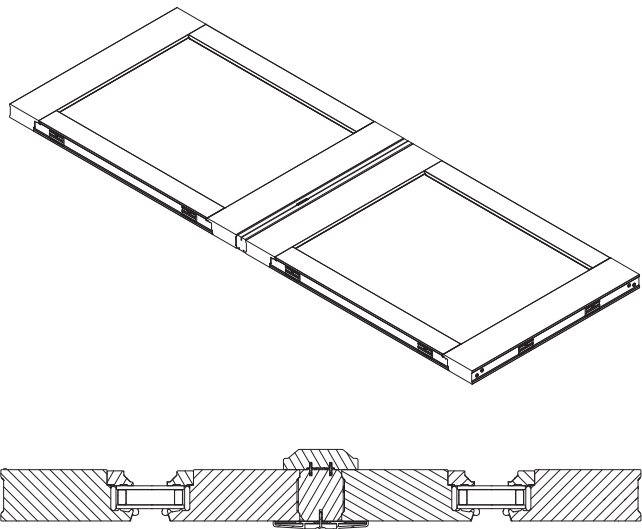
Panels

Panel - Transom / Standard

One Panel Configurations



Two Panel Configurations



Unit	Panel
FWTD-2-40	21 width panel
FWTD-2-50	27 width panel
FWTD-2-54	29 width panel
FWTD-2-60	31 width panel
FWTD-2-64	33 width panel

Note:

Replacement panels for standard and custom-sized transoms are made to order. FWTD-2 configurations use two separate panels. Order [accessory hardware pack](#) when replacing panel.

Exterior color options:

White	Canvas	Dove Gray
Terratone®	Prairie Grass	Red Rock
Sandtone	Cocoa Bean	Black
Forest Green	Dark Bronze	

Interior species/finish/color options:

Pine	Maple	Oak	Mahogany
Douglas Fir	Cherry		
Unfinished	Russet	Espresso	Clear Coat
Honey	Cinnamon	Mocha	
White-Painted	Birch Bark	Primed	Sandtone
Canvas	Terratone®	Forest Green	Dove Gray
Prairie Grass	Cocoa Bean	Red Rock	Dark Bronze
Black			

Glass options: (See Logo Examples):

Low-E4®	Low-E4® HeatLock	Low-E4® Triple-Pane
Low-E4® SmartSun™	Low-E4® Smart-Sun HeatLock	Low-E4® Smart-Sun Triple-Pane
Low-E4® Passive Sun	Low-E4® Sun Heat-Lock	Low-E4® Enhanced Triple-Pane
Low-E4® Sun	Low-E4® HeatLock Tempered	Low-E4® Smart-Sun Enhanced Triple-Pane
Low-E4® Tempered	Obscure	Low-E4® Enhanced Triple-Pane HeatLock
Low-E4® SmartSun Tempered	Cascade	Low-E4® Smart-Sun Enhanced Triple-Pane HeatLock
Low-E4® Passive Sun Tempered	Fern	
Low-E4® Sun Tempered	Reed	

Glass options:

Full Divided Light	Simulated Divided Light	Finelight Grilles between the Glass
--------------------	-------------------------	-------------------------------------

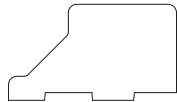
To order, state:

Product ID (from product label, see [Service Guide 9051877](#))

OR

1. Unit or frame size (FWTD XXXX or frame W x H dimensions)
2. Description of part (Transom Panel)
3. Exterior color of panel
4. Interior wood species of panel
5. Interior wood finish/color of panel
6. Stop profile (Traditional, Contemporary)
7. Stop profile (Traditional, Contemporary)
8. Glazing

Glass Stops



Traditional



Contemporary

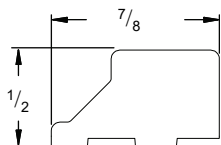
Note:

Rail and stile glass stops for **custom-sized** doors are made to order. Product ID label is located on top edge of operating panel. 1 inch glass stops are used with Art Glass, Security Glass and Blinds Between the Glass (BBG).
* "Front end screen"

To order, state:

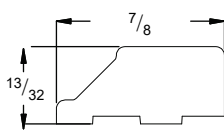
1. Description of Part (Glass Stop, Rail or Stile)
2. Type (Traditional, Contemporary)
3. Species/Finish/Color
4. Glass Type
5. Unit Dimension (Width x Height)
6. Quantity
7. Product ID (from product label), see [Service Guide 9051877](#).

Traditional Glass Stop - Stile / Standard Glazing



FWD FWTD	Length	Pine	Maple	Oak	White	Primed	Birch Bark	Black
10	5 1/8	*			*			
14	9 1/8	*						
18	13 1/8	*						
20	17 1/8	*						
24	21 1/8	9012044	9012054	9012049	*	*	*	
68	65 5/32	9001645	9001653	9001649	9051051	9051048	9051045	9185659
611	68 1/32	9001646	9001654	9001650	9051052	9051049	9051046	9185666
80	81 5/32	9001648	9001656	9001652	9051053	9051050	9051047	9185661

Traditional Glass Stop - Stile / 1 Inch Glazing



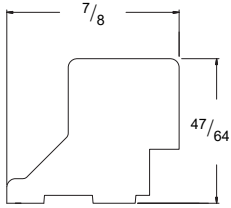
FWD FWTD	Length	Pine	Maple	Oak	White	Primed	Birch Bark	Black
10	5 1/8	*						
14	9 1/8	*						
18	13 1/8	*						
20	17 1/8	*						
24	21 1/8	9018050	9018060	9018055	9139944	9139942	9139940	
68	65 5/32	9018031	9018041	9018036	9050978	9050974	9050970	9185658
611	68 1/32	9018032	9018042	9018037	9050979	9050975	9050971	9185665
80	81 5/32	9018034	9018044	9018039	9050980	9050976	9050972	9185660
100	105 5/32	9018035	9018045	9018040	9050981	9050977	9050973	9185663

Panels

Traditional Glass Stop - Rail / Standard Glazing										
	FWD	Length	Pine	Maple	Oak	White	Primed	Birch Bark	Black	
	13	7	*	*	*					
	17	11	*	*	*					
	21	13 1/2	9000610	9000628	9000619	*	*	*	*	
	27	19 1/2	9000609	9000627	9000618	9051065	9051060	9051055	9185645	
	29	21 1/2	9000608	9000626	9000617	9051066	9051061	9051056	9185646	
	31	25 1/2	9000607	9000625	9000616	9051067	9051062	9051057	9185650	
	33	27 1/2	9000606	9000624	9000615	9051068	9051063	9051058	9185652	
	40	36 5/8	9012073	*	*	*	*	*		
	50	48 5/8	9012074	*	*	*	*	*		
	54	52 5/8	*	*	*	*	*	*		
	60	60 5/8	9012076	*	*					
	61	64 9/16							9185657	
	64	64 5/8	*	*	*					
70	72 5/8	*	**	*						
80	84 5/8	9012079	9012093	9012086						

Traditional Glass Stop - Rail / 1 Inch Glazing										
	FWD	Length	Pine	Maple	Oak	White	Primed	Birch Bark	Black	
	13	7	9018076							
	17	11	9018077							
	21	13 1/2	9018061	9018071	9018066	9050992	9050987	9050982		
	27	19 1/2	9018062	9018072	9018067	9050993	9050988	9050983	*	
	29	21 1/2	9018063	9018073	9018068	9050994	9050989	9050984		
	31	25 1/2	9018064	9018074	9018069	9050995	9050990	9050985	9185649	
	33	27 1/2	9018065	9018075	9018070	9050996	9050991	9050986	9185651	
	40	36 5/8	*	*	*	*	*	*		
	50	48 5/8	*	*	*	*	*	*		
	54	52 5/8	*	*	*	*	*	*		
	60	60 5/8	*	*	*					
	64	64 5/8	*	*	*					
	70	72 5/8	*	*	*					
80	84 5/8	9018088	9018102	9018095						

Traditional Glass Stop - Rail & Stile / Laminated Monolithic



Note:

Glass stops for custom glazed doors are made to order. Product ID label is located on the top of the operating panel.

To order, state:

1. **Description of Part (Glass Stop, Rail or Stile)**
2. **Unit Dimension (Width x Height)**
3. **Quantity**
4. **Product ID (from product label), see [Service Guide 9051877](#).**

Panels

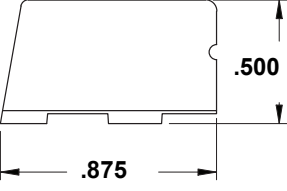
Contemporary Glass Stop - Stile / Standard Glazing									
	FWTCD	Length	Pine	Maple	Oak	White	Primed	Birch Bark	Black
	10	5 1/8	*			*			
	14	9 1/8	*						
	18	13 1/8	*						
	20	17 1/8	*						
	24	21 1/8	9187560	9187570	9187565				
	68	65 5/32	9187532	9187538	9187535	9187622	9187619	9187616	9187698
	611	68 1/32	9187533	9187539	9187536	9187623	9187620	9187617	9187701
	80	81 5/32	9187534	9187540	9187537	9187624	9187621	9187618	9187699

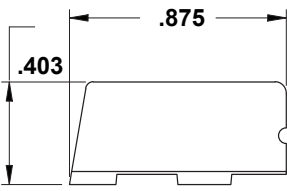
Contemporary Glass Stop - Stile / 1 Inch Glazing									
	FWTCD	Length	Pine	Maple	Oak	White	Primed	Birch Bark	Black
	10	5 1/8							
	14	9 1/8							
	18	13 1/8							
	20	17 1/8							
	24	21 1/8	9187396	9187406	9187401	9187519	9187518	9187517	
	68	65 5/32	9187383	9187389	9187386	9187469	9187465	9187461	9187528
	611	68 1/32	9187384	9187390	9187387	9187470	9187466	9187462	9187531
	80	81 5/32	9187385	9187391	9187388	9187471	9187467	9187463	9187529
100	105 5/32	9188184	9188186	9188185	9187472	9187468	9187464	9187530	

A-Series Sidelights & Transoms

Sidelights & Transoms

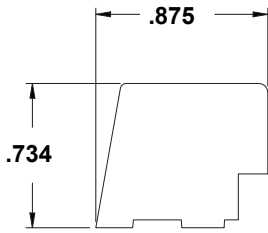
Panels

Contemporary Glass Stop - Rail / Standard Glazing										
	FWTCD	Length	Pine	Maple	Oak	White	Primed	Birch Bark	Black	
	13	6 ⁹ / ₁₆	*				*			
	17	10 ⁹ / ₁₆	*				*			
	21	13 ¹ / ₃₂	*				*	*	*	
	27	19 ¹ / ₃₂	9187542	9187552	9187547	9187636	9187631	9187626	9187690	
	29	21 ¹ / ₃₂	9187543	9187553	9187548	9187637	9187632	9187627	9187691	
	31	25 ¹ / ₃₂	9187544	9187554	9187549	9187638	9187633	9187628	9187693	
	33	27 ¹ / ₃₂	9187545	9187555	9187550	9187639	9187634	9187629	9187694	
	40	39 ⁹ / ₃₂	9187589							
	50	48 ³ / ₁₆	9187590							
	54	52 ³ / ₁₆								
	60	60 ³ / ₁₆	9187592			9187678				
	61	64 ¹ / ₈								
	64	64 ³ / ₁₆								
	70	72 ³ / ₁₆								
80	84 ³ / ₁₆	9187595	9187609	9187602	9187687	9187686	9187685			

Contemporary Glass Stop - Rail / 1 Inch Glazing										
	FWTCD	Length	Pine	Maple	Oak	White	Primed	Birch Bark	Black	
	13	6 ¹⁷ / ₃₂								
	17	10 ¹⁷ / ₃₂								
	21	13								
	27	13 ¹ / ₃₂	9187408			9187484	9187479			
	29	21 ¹ / ₂	9187409			9187485	9187480	9187475		
	31	25 ¹ / ₂	9187410			9187486	9187481		9187525	
	33	27 ¹ / ₂	9187411	9187421	9187416	9187487	9187482	9187477	9187526	
	40	36 ⁵ / ₈								
	50	48 ⁵ / ₈								
	54	52 ⁵ / ₈								
	60	60 ⁵ / ₈								
	61	64 ¹ / ₈								
	64	64 ⁵ / ₈								
	70	72 ⁵ / ₈								
80	84 ⁵ / ₈	9187434	9187448	9187441	9187522	9187521	9187520			

Panels

Contemporary Glass Stop - Rail & Stile / Laminated Monolithic



Note:

Glass stops for custom glazed doors are made to order. Product ID label is located on the top of the operating panel.

To order, state:

1. Description of Part (Glass Stop, Rail or Stile)
2. Unit Dimension (Width x Height)
3. Quantity
4. Product ID (from product label), see [Service Guide 9051877](#).

A-Series Sidelights & Transoms

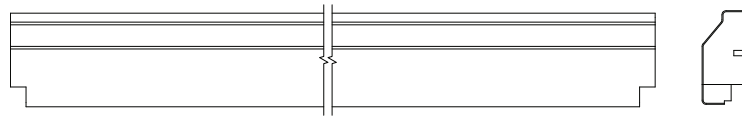
Sidelights & Transoms

Panels

Panel Stops

Note:

Species, colors and stains not listed available by description.



Top & Bottom

Panel Stop - Side

Unit No.	Length	Pine		Oak		Maple		Black	
		LH	RH	LH	RH	LH	RH	LH	RH
FWD	8 ⁷ / ₁₆			9008094		9008107			
	12 ⁷ / ₁₆			9008095		9008108			
	16 ⁷ / ₁₆			9008096		9008109			
	20 ⁷ / ₁₆	9008084		9008097		9008110		9185635	
	24 ⁷ / ₁₆	9008085		9008098		9008111		9185636	
	77 ¹ / ₂	9003503	9003507	9003521	9003525	9003539	9003543	9185627	9185631
	80 ³ / ₈	9003504	9003508	9003522	9003526	9003540	9003544	9185630	9185634
	87 ¹ / ₂								
	93 ¹ / ₂	9003506	9003510	9003524	9003528	9003542	9003546	9185628	9185632
	117 ¹ / ₂							9185629	9185633

Panels



Panel Stop - Top and Bottom (Excludes FWSLD Bottom)						
Note: For sidelights, use this table only for the top panel stop. For bottom use sill stop.						
	Unit No.	Length	Pine	Oak	Maple	Black
	FWD13	12 ³ / ₁₆		9008086	9008099	
	FWD17	16 ³ / ₁₆		9008087	9008100	
	FWD21	22 ¹ / ₃₂	9003511	9003529	9003547	9185613
	FWD27	28 ¹ / ₃₂	9003512	9003530	9003548	9185614
	FWD29	30 ¹ / ₃₂	9003513	9003531	9003549	9185615
	FWD31	34 ¹ / ₃₂	9003514	9003532	9003550	9185617
	FWD33	36 ¹ / ₃₂	9003515	9003533	9003551	9185618
	FWD40	45 ³ / ₁₆	9003516	9003534	9003552	9185621
	FWD50	57 ³ / ₁₆	9003517	9003535	9003553	9185623
	FWD54	61 ³ / ₁₆	9003518	9003536	9003554	9185624
	FWD60	69 ³ / ₁₆	9003519	9003537	9003555	9185625
	FWD64	73 ³ / ₁₆	9003520	9003538	9003556	9185626
	FWD70	81 ³ / ₁₆	9008079	9008092	9008105	
	FWD80	93 ³ / ₁₆	9008080	9008093	9008106	

Sill Stop - Sidelight / Bottom (FWSLD only)						
	Unit No.	Length	Pine	Oak	Maple	Black
	FWSLD13	11 ⁷ / ₁₆	9018227	9018155	9018161	
	FWSLD17	15 ⁷ / ₁₆	9018228	9018156	9018162	9185637

Panel Clips - Stationary/Sidelight/Transom		
Hardware Package / Stationary/Sidelight/Transom Panel Clips		
Note: See Instruction Guide 9020090 .		
	Hardware Kit Includes: (21) Clips (84) Fasteners	Order No.
		9020154

Glass Only - Sidelight Transom / Direct Set Glass

Glass Only / Sidelight Transom / Direct Set Glass



Note:

Glass for transom units with direct set glass is made to order. Stops need to be ordered separately.

Glass options: (See Logo Examples):

Low-E4®	Low-E4® HeatLock	Low-E4® Triple-Pane
Low-E4® SmartSun™	Low-E4® Smart-Sun HeatLock	Low-E4® Smart-Sun Triple-Pane
Low-E4® Passive Sun	Low-E4® Sun Heat-Lock	Low-E4® Enhanced Triple-Pane
Low-E4® Sun	Low-E4® HeatLock Tempered	Low-E4® Smart-Sun Enhanced Triple-Pane
Low-E4® Tempered	Obscure	Low-E4® Enhanced Triple-Pane Heat-Lock
Low-E4® SmartSun Tempered	Cascade	Low-E4® Smart-Sun Enhanced Triple-Pane HeatLock
Low-E4® Passive Sun Tempered	Fern	
Low-E4® Sun Tempered	Reed	

Grille options:

Full Divided Light	Simulated Divided Light	Finelight Grilles between the Glass
--------------------	-------------------------	-------------------------------------

To order, state:

Product ID (from product label, see [Service Guide 9051877](#))

OR

1. Unit or frame size (FWSTDS XXXX or frame W x H dimensions)
2. Description of part (Direct Set Glass)
3. Exterior color of unit
4. Glazing

Grilles

Traditional Interior Grilles - Standard / Custom

Note:

Replacement removable interior grilles for standard and custom-sized doors are made to order. Grilles include fasteners.

See [Interior Grille Installation Video](#). Permanently applied interior/exterior grilles can only be ordered by Andersen Territory Service Representatives, Andersen Service Dealers and Providers available in the Service Replacement Only section [page 65](#).

Grilles - Standard / Interior

To order, state:

1. Description of Part (Interior Grille, Exterior/Interior color/finish, Pattern, Profile)
2. Product ID (from product label, see [page 9](#))



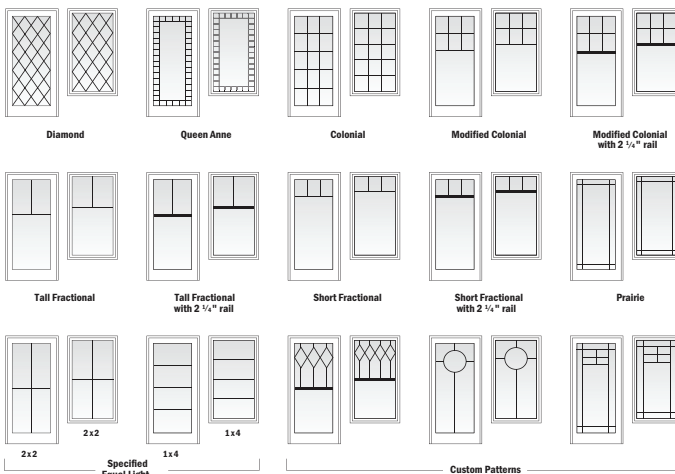
Exterior color options:

White	Canvas	Dove Gray	Sandtone
Terratone®	Forest Green	Prairie Grass	Red Rock
Black	Dark Bronze	Cocoa Bean	



Interior species/finish/color options:

Pine	Maple	Oak	Mahogany
Douglas Fir	Cherry		
Unfinished	Russet	Espresso	Clear Coat
Honey	Cinnamon	Mocha	
White-Painted	Birch Bark	Primed	Sandtone
Canvas	Terratone®	Forest Green	Dove Gray
Prairie Grass	Cocoa Bean	Red Rock	Dark Bronze
Black			




Pattern options:

Diamond	Queen Anne	Colonial	Modified Colonial	Modified Colonial w/ SCR
Tall Fractional	Tall Fractional w/SCR	Short Fractional	Short Fractional w/SCR	Prairie
Specified Equal Light		Custom		

Profile options:

3/4 inch	7/8 inch	1 1/8 inch	2 1/4 inch
----------	----------	------------	------------



Contemporary Interior Grilles - Standard / Custom

Note:

Replacement interior grilles for standard and custom-sized doors are made to order. Grilles include fasteners when required. See [Interior Grille Installation Video](#). Permanently applied interior/exterior grilles can only be ordered by Andersen Territory Service Representatives, Andersen Service Dealers and Providers available in the Service Replacement Only section [page 66](#).

Grilles - Standard / Interior

To order, state:

1. Description of Part (Interior Grille, Exterior/Interior color/finish, Pattern, Profile)
2. Product ID (from product label, see [page 9](#))



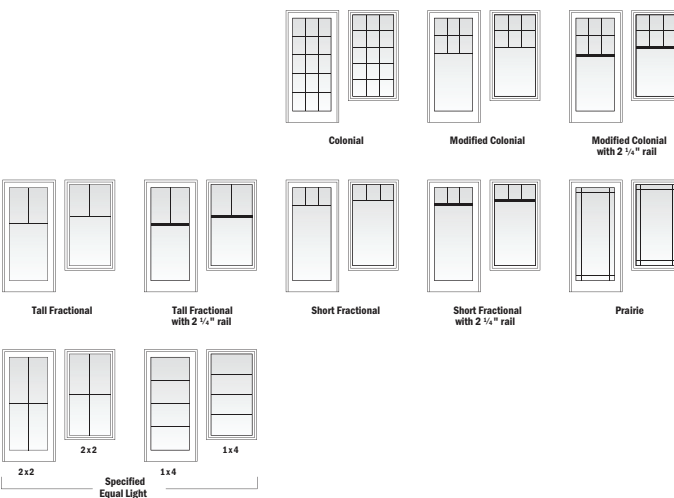
Exterior color options:

White	Canvas	Dove Gray	Sandtone
Terratone®	Forest Green	Prairie Grass	Red Rock
Black	Dark Bronze	Cocoa Bean	



Interior species/finish/color options:

Pine	Maple	Oak	Mahogany
Douglas Fir	Cherry		
Unfinished	Russet	Espresso	Clear Coat
Honey	Cinnamon	Mocha	
White-Painted	Birch Bark	Primed	Sandtone
Canvas	Terratone®	Forest Green	Dove Gray
Prairie Grass	Cocoa Bean	Red Rock	Dark Bronze
Black			



Pattern options:

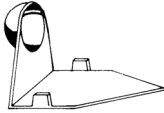
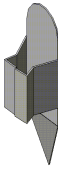
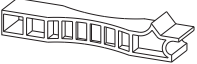
	Colonial	Modified Colonial	Modified Colonial w/ SCR
Tall Fractional	Tall Fractional w/SCR	Short Fractional	Short Fractional w/SCR
			Prairie
Specified Equal Light			

Profile options:

5/8 inch	3/4 inch	2 1/4 inch	3 1/2 inch
----------	----------	------------	------------

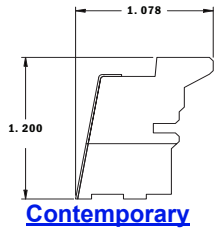
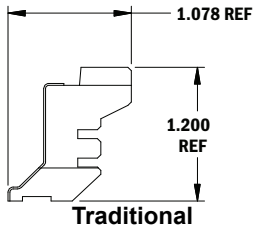


Grilles

Grille Parts and Tools			
Grille Fastener for Wood Stop			
		Color	Order No.
		All	1974314
Interior Grille Fastener			
		Color	Order No.
		White	1974310
		Sandtone	8154120
		Terratone®	2601210
		Forest Green	9046244
		Canvas	9131693
		Dark Bronze	9131694
Black	9131695		
Installation Tool			
			Order No.
			9019326

Frames

Glass Stops



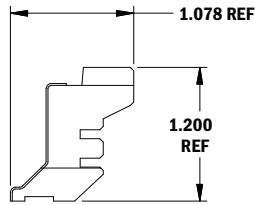
Note:

Rail and stile glass stops for **custom-sized** doors are made to order. Product ID label is located on top edge of operating panel. 1 inch glass stops are used with Art Glass, Security Glass and Blinds Between the Glass (BBG).

To order, state:

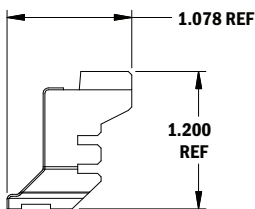
1. Description of Part (Direct Set Glass Stop, Rail or Stile)
2. Type (Traditional, Contemporary)
3. Species/Finish/Color
4. Glass Type
5. Unit Dimension (Width x Height)
6. Quantity
7. Product ID (from product label), see [Service Guide 9051877](#).

Traditional Glass Stop - Direct Set Transom / Top and Bottom



Unit No.	Length	Pine	Oak	Maple
FWTD13	12 ³ / ₁₆	9017705	*	*
FWTD17	16 ³ / ₁₆	9017706	*	*
FWTD21	22	9017707	*	*
FWTD27	28	9017708	*	*
FWTD29	30	9017709	*	*
FWTD31	34	9017710	*	*
FWTD33	36	9017711	9017725	9017739
FWTD40	45 ³ / ₁₆	9017712	*	*
FWTD50	57 ³ / ₁₆	9017713	*	*
FWTD54	61 ³ / ₁₆	9017714	*	*
FWTD60	69 ³ / ₁₆	9017715	*	*
FWTD64	73 ³ / ₁₆	9017716	*	*
FWTD70	81 ³ / ₁₆	9017717	*	*
FWTD80	93 ³ / ₁₆	9017718	9017732	9017746

Traditional Glass Stop - Direct Set Transom / Side



Unit No.	Length	Pine	Oak	Maple
FWTD10	8 ³ / ₁₆	9017747	*	*
FWTD14	12 ³ / ₁₆	9017748	*	*
FWTD18	16 ³ / ₁₆	9017749	*	*
FWTD20	20 ³ / ₁₆	9017750	*	*
FWTD24	24 ³ / ₁₆	9017751	9017756	9017761

Frames

Contemporary Glass Stop - Direct Set Transom / Top and Bottom					
	Unit No.	Length	Pine	Oak	Maple
	FWTCDS13	12 ³ / ₁₆	9187741		
	FWTCDS17	16 ³ / ₁₆	9187742		
	FWTCDS21	22 ¹ / ₃₂	9187743		
	FWTCDS27	28 ¹ / ₃₂	9187744		
	FWTCDS29	30 ¹ / ₃₂	9187745		
	FWTCDS31	34 ¹ / ₃₂	9187746		
	FWTCDS33	36 ¹ / ₃₂	9187747	9187761	9187775
	FWTCDS40	45 ³ / ₁₆	9187748		
	FWTCDS50	57 ³ / ₁₆	9187749		
	FWTCDS54	61 ³ / ₁₆	9187750		
	FWTCDS60	69 ³ / ₁₆	9187751		
	FWTCDS64	73 ³ / ₃₂	9187752		
	FWTCDS70	81 ³ / ₃₂	9187753		
FWTCDS80	93 ³ / ₃₂	9187754	9187768	9187782	

Contemporary Glass Stop - Direct Set Transom / Side					
	Unit No.	Length	Pine	Oak	Maple
	FWTCDS10	8			
	FWTCDS14	12	9187784		
	FWTCDS18	16	9187785		
	FWTCDS20	20	9187786		
	FWTCDS24	24	9187787	9187792	9187797

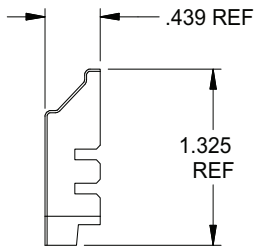
A-Series Sidelights & Transoms

Sidelights & Transoms

Frames

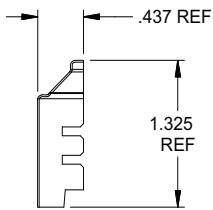
Trim Stops - Direct Set Glass

Trim Stop - Direct Set Glass Transom and Sidelight / Top and Bottom



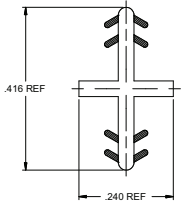
Unit No.	Length	Pine	Oak	Maple
FWTD13	12 ³ / ₁₆	9018233	9018247	9018261
FWTD17	16 ³ / ₁₆	9018234	9018248	9018262
FWTD21	22	9018235	9018249	9018263
FWTD27	28	9018236	9018250	9018264
FWTD29	30	9018237	9018251	9018265
FWTD31	34	9018238	9018252	9018266
FWTD33	36	9018239	9018253	9018267
FWTD40	45 ³ / ₁₆	9018240	9018254	9018268
FWTD50	57 ³ / ₁₆	9018241	9018255	9018269
FWTD54	61 ³ / ₁₆	9018242	9018256	9018270
FWTD60	69 ³ / ₁₆	9018243	9018257	9018271
FWTD64	73 ³ / ₁₆	9018244	9018258	9018272
FWTD70	81 ³ / ₁₆	9018245	9018259	9018273
FWTD80	93 ³ / ₁₆	9018246	9018260	9018274

Trim Stop - Direct Set Glass Transom / Side



Unit No.	Length	Pine	Oak	Maple
FWTD10	8 ¹⁵ / ₁₆	9018275	9018280	9018285
FWTD14	12 ¹⁵ / ₁₆	9018276	9018281	9018286
FWTD18	16 ¹⁵ / ₁₆	9018277	9018282	9018316
FWTD20	20 ¹⁵ / ₁₆	9018278	9018283	9018317
FWTD24	24 ¹⁵ / ₁₆	9018279	9018284	9018318

Frames

Stop Fastener			
Note: Typically located 3/4" from each end and evenly spaced every foot.			
		Length	Order No.
		1 1/4	9018132

Mull Transom Post			
Mull Transom Post			
		Unit No.	Order No.
		FWTD10	9008468
		FWTD14	9008469
		FWTD18	9008470
		FWTD20	9008471
		FWTD24	9008472

A-Series Sidelights & Transoms

Sidelights & Transoms


Frames

Mull Transom Covers

Mull Transom Cover

Note:

Use a mull transom cover over a mull transom post to make it appear as a double transom.



Unit No.	Length	White	Terratone®	Sandtone	Forest Green	Canvas
FWTD10	7 3/4	9008418	9008428	9008423	9008433	9008438
FWTD14	11 3/4	9008419	9008429	9008424	9008434	9008439
FWTD18	15 3/4	9008420	9008430	9008425	9008435	9008440
FWTD20	19 3/4	9008421	9008431	9008426	9008436	9008441
FWTD24	23 3/4	9008422	9008432	9008427	9008437	9008442

Mull Transom Cover (Continued)

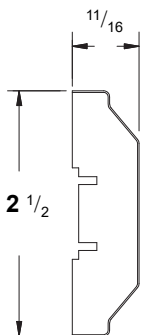
Unit No.	Length	Prairie Grass	Cocoa Bean	Dove Gray	Red Rock	Black
FWTD10	7 3/4	9008463	9008453	9008458	9008443	9008448
FWTD14	11 3/4	9008464	9008454	9008459	9008444	9008449
FWTD18	15 3/4	9008465	9008455	9008460	9008445	9008450
FWTD20	19 3/4	9008466	9008456	9008461	9008446	9008451
FWTD24	23 3/4	9008467	9008457	9008462	9008447	9008452

Mull Post Trim

Mull Post Trim

Note:

Mull transom trim is used over a mull transom post on the interior.



Unit No.	Length	Pine	Maple	Oak	White	Primed	Birch Bark
FWTD-2-10	7 13/16	9008473	9008483	9008478	By description	By description	By description
FWTD-2-14	11 13/16	9008474	9008484	9008479	By description	By description	By description
FWTD-2-18	15 13/16	9008475	9008485	9008480	By description	By description	By description
FWTD-2-20	19 13/16	9008476	9008486	9008481	By description	By description	By description
FWTD-2-24	23 13/16	9008477	9008487	9008482	9143776	9139938	9139937

Frames

Installation Flanges					
Head Folding (2010 to Present)					
		Unit No.	Length		
		FWSLD/FWTD		14 1/4	9044815
				18 1/4	9044816
				24 3/32	9044822
				30 3/32	9044823
				32 3/32	9044824
				36 3/32	9044825
				38 3/32	9044826
				47 1/4	9044827
				59 1/4	9044828
				63 1/4	9044829
				71 1/4	9044830
				75 1/4	9044831
				83 1/4	9044832
	95 1/4		9044833		
	112 13/32	9044834			

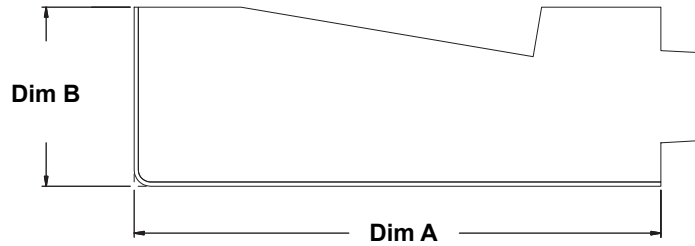
Side Folding (2010 to Present)				
		Unit No.	Length	
		FWSLD/FWTD10	11 1/4	9044817
		FWSLD/FWTD14	15 1/4	9044818
		FWSLD/FWTD18	19 1/4	9044819
		FWSLD/FWTD20	23 1/4	9044820
		FWSLD/FWTD24	27 1/4	9044821
		FWSLD/FWTD68	79 1/2	9044844
		FWSLD/FWTD611	82 11/32	9044845
		FWSLD/FWTD76	89 1/2	9046454
		FWSLD/FWTD80	95 1/2	9044846
		FWSLD/FWTD100	119 1/2	9044847

Extension Jamb Kits

Extension Jamb Kits

Kit Includes:

1 head jamb and 2 side jambs.



4-9/16" Base frame	Dim A	Dim B
5 1/4	11/16	43/64
6 9/16	2	43/64
7 1/8	2 9/16	43/64

6-9/16" Base frame	Dim A	Dim B
		43/64
		43/64
7 1/8	9/16	43/64








Note:

Custom size replacement extension jamb kits are made to order.

To order, state:

1. Description of Part (Extension Jamb Kit - Interior)
2. Quantity
3. Product ID (from product label, see [page 9](#))
4. Options Desired (if different than original product)




Frames

Extension Jamb / Wood / Lineal									
Extension Jamb / Wood / Lineal									
Note: For use with 4 9/16" frame unless called out.									
Wall Depth	 Pine			 Oak			 Maple		
	83"	96"	144"	83"	96"	144"	83"	96"	144"
5 1/4"			9019671			9019674			9019677
6 9/16"	9066604		9019672	9066605	9118495	9019675	9066606	9118496	9019678
7 1/8" (4 9/16" Frame)			9019673			9019676			9019679
7 1/8" (6 9/16" Frame)			9019680			9019681			9019682
Wall Depth	 Mahogany			 Cherry			 Vertical Grain Douglas Fir		
	83"	96"	144"	83"	96"	144"	83"	96"	144"
5 1/4"			9138892			9138889			9138886
6 9/16"			9138893			9138890			9138887
7 1/8" (4 9/16" Frame)			9138894			9138891			9138888
7 1/8" (6 9/16" Frame)			9173375			9173376			9173374
Wall Depth	 Alder								
	83"	96"	144"	83"	96"	144"	83"	96"	144"
5 1/4"			9138895						
6 9/16"			9138896						
7 1/8" (4 9/16" Frame)			9138897						
7 1/8" (6 9/16" Frame)			9173377						

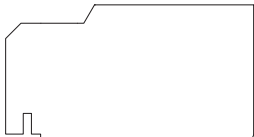
A-Series Sidelights & Transoms

Sidelights & Transoms

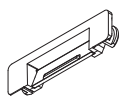
Frames

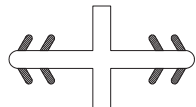
Extension Jambs / Painted / Lineal									
Extension Jamb / Pine Painted / Lineal									
Wall Depth	 White - Painted			 Black - Painted			 Birch Bark - Painted		
	83"	96"	144"	83"	96"	144"	83"	96"	144"
5 1/4									
6 9/16	9117169	9117171	9117170	9185667	9185668	9185669			
7 1/8									

Frames

Sill Parts						
Sill Step						
	Unit No.	Length	Pine	Maple	Oak	
	FWSLD13	12 ³ / ₁₆	9008060	9008072	9008066	
	FWSLD17	16 ³ / ₁₆	9008059	9008071	9008065	

Remodeling Bracket Kit		
	Package includes: 1 - Remodel Bracket, 93" 1 - Accessory Guide 9050101	Order No.
		9050099

Frame Parts			
Weep Hole Cover			
		Color	Order No.
		Gray	9000553
		Black	9017769

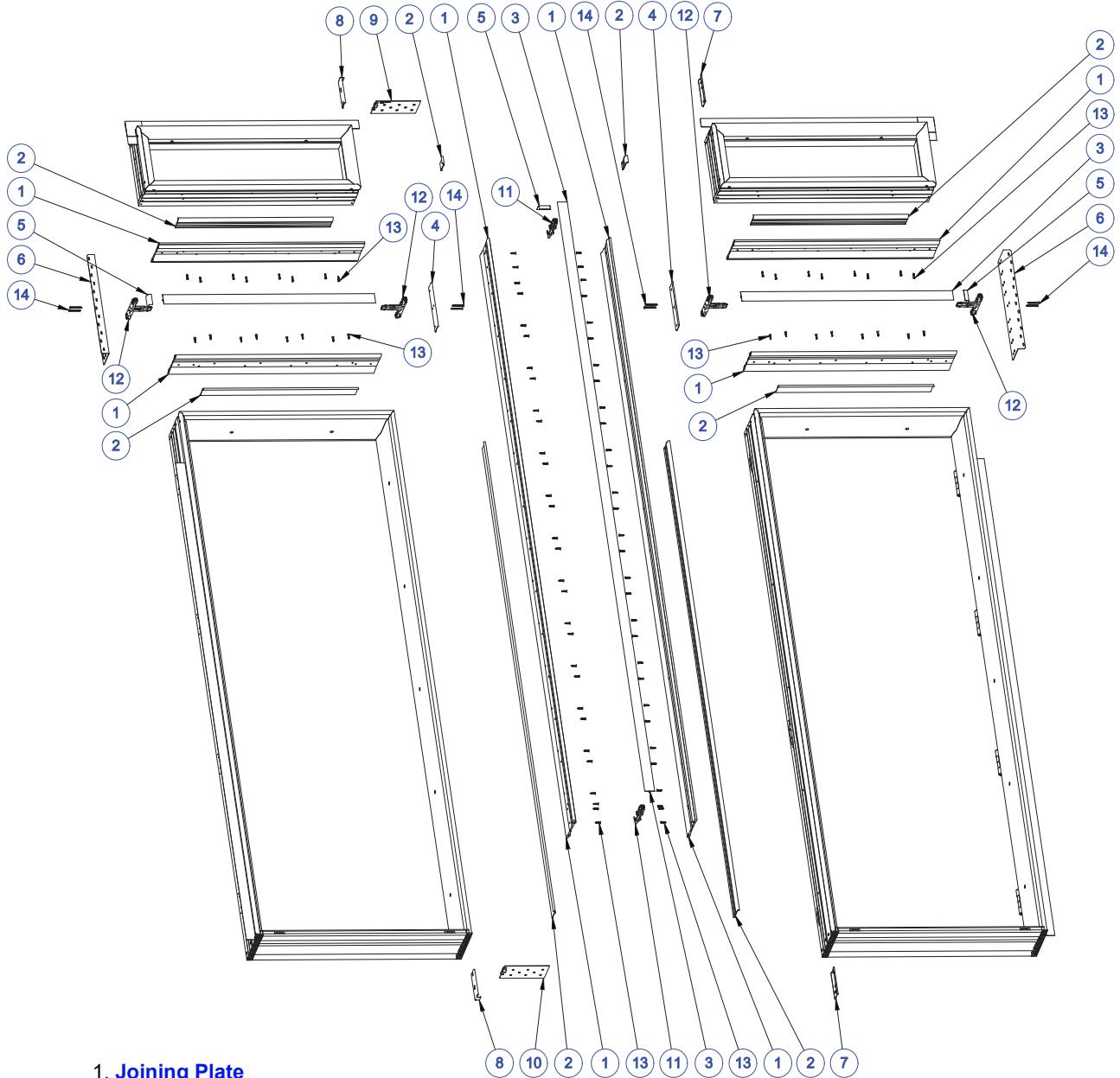
Fasteners		
Stop Fastener Kit		
	Note: Ships as a quantity of 12.	Order No.
		9019521

Joining Components

Fiberglass Joining Exploded View

Note:

See (1-Way, 1-Way Assembly in Opening and 2-Way) [Joining Guide 9180250](#).



- | | | |
|---|--|--|
| 1. Joining Plate | 7. Fixed Bracket | 11. End Plug |
| 2. Joining Plate Alignment Spacer | 8. Slide Bracket | 12. Locking/Sealing Plug |
| 3. Exterior Trim Strip | 9. Flat Side Gusset (A) | 13. 7/8" Screw |
| 4. Intersection Bracket | 10. Flat Side Gusset (B) | 14. 2" Screw |
| 5. End Cap | | |
| 6. Gusset Plate | | |

Joining Components

Fiberglass Joining Kits										
Joining Kits - FGL / 4 9/16"										
Kit Includes: (2) Joining Plate (2) Alignment Spacer (1) Exterior Trim Strip (length dimension shown) (2) Flange Gusset 18" (1) Hardware Kit (1) Sealant										
Color	Size									
	31	33	60	64	68	611	80	100	104	120
	Length									
	35 ²⁷ / ₃₂	37 ¹⁹ / ₃₂	71	74 ³ / ₄	79 ¹ / ₄	82 ¹ / ₈	95 ¹ / ₄	119 ¹ / ₄	123 ¹ / ₄	143 ³ / ₄
White	9179836	9179837	9179838	9179839	9179840	9179841	9179842	9179843	9179844	9179845
Terratone®	9179826	9179827	9179828	9179829	9179830	9179831	9179832	9179833	9179834	9179835
Sandtone	9179816	9179817	9179818	9179819	9179820	9179821	9179822	9179823	9179824	9179825
Forest Green	9179786	9179787	9179788	9179789	9179790	9179791	9179792	9179793	9179794	9179795
Canvas	9179746	9179747	9179748	9179749	9179750	9179751	9179752	9179753	9179754	9179755
Prairie Grass	9179796	9179797	9179798	9179799	9179800	9179801	9179802	9179803	9179804	9179805
Cocoa Bean	9179756	9179757	9179758	9179759	9179760	9179761	9179762	9179763	9179764	9179765
Dove Gray	9179776	9179777	9179778	9179779	9179780	9179781	9179782	9179783	9179784	9179785
Red Rock	9179806	9179807	9179808	9179809	9179810	9179811	9179812	9179813	9179814	9179815
Black	9179736	9179737	9179738	9179739	9179740	9179741	9179742	9179743	9179744	9179745
Dark Bronze	9179766	9179767	9179768	9179769	9179770	9179771	9179772	9179773	9179774	9179775

Joining Kits - FGL / 6 9/16"			
Kit Includes: (2) Joining Plate (2) Alignment Spacer (1) Exterior Trim Strip (length dimension shown) (2) Flange Gusset 18" (1) Hardware Kit (1) Sealant		Size	
		104	140
		Length	
		123 ¹ / ₄	167 ³ / ₄
Color			
White	9179866	9179867	
Terratone®	9179864	9179865	
Sandtone	9179862	9179863	
Forest Green	9179856	9179857	
Canvas	9179848	9179849	
Prairie Grass	9179858	9179859	
Cocoa Bean	9179850	9179851	
Dove Gray	9179852	9179853	
Red Rock	9179860	9179861	
Black	9179846	9179847	
Dark Bronze	9179854	9179855	

A-Series Sidelights & Transoms

Sidelights & Transoms

Joining Components

Fiberglass Joining Hardware Kits

Hardware Kit - FGL Joining

Kit Includes:

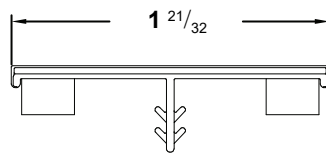
- (1) Intersection Bracket
- (2) Fixed Bracket
- (2) Slide Bracket
- (1) Flat Side Gusset Type A
- (1) Flat Side Gusset Type B
- (2) Locking/Sealing Plug
- (2) End Plug
- (2) End Cap
- (18) Screw 10-16 x 2
- (52) Screw 10-12 x 7/8
- (1) Gasket

Color	Order No.
White	9180115
Terratone®	9180114
Sandtone	9180113
Forest Green	9180110
Canvas	9180107
Prairie Grass	9180111
Cocoa Bean	9180106
Dove Gray	9180108
Red Rock	9180112
Black	9179999
Dark Bronze	9180109

Joining Components

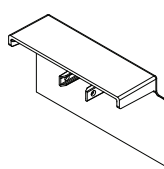
Fiberglass Joining Kit Components

Trim Strip - FGL



Color	Size										
	31	33	60	64	68	611	80	100	104	120	120
	Length										
	35 ²⁷ / ₃₂	37 ²⁷ / ₃₂	71	74 ³ / ₄	79 ¹ / ₄	82 ¹ / ₈	94 ¹ / ₄	119 ¹ / ₄	123 ¹ / ₄	143 ³ / ₄	167 ³ / ₄
White	9179978	9179979	9179980	9179981	9180159	9180160	9180161	9180162	9179982	9179983	9179984
Terratone®	9179971	9179972	9179973	9179974	9180155	9180156	9180157	9180158	9179975	9179976	9179977
Sandtone	9179964	9179965	9179966	9179967	9180151	9180152	9180153	9180154	9179968	9179969	9179970
Forest Green	9179935	9179936	9179937	9179938	9180147	9180148	9180149	9180150	9179939	9179940	9179941
Canvas	9179899	9179900	9179901	9179902	9180139	9180140	9180141	9180142	9179903	9179904	9179905
Prairie Grass	9179942	9179943	9179944	9179945	9179946	9179947	9179948	9179949	9179950	9179951	9179952
Cocoa Bean	9179906	9179907	9179908	9179909	9179910	9179911	9179912	9179913	9179914	9179915	9179916
Dove Gray	9179917	9179918	9179919	9179920	9179921	9179922	9179923	9179924	9179925	9179926	9179927
Red Rock	9179953	9179954	9179955	9179956	9179957	9179958	9179959	9179960	9179961	9179962	9179963
Black	9179891	9179892	9179893	9179894	9180136	9180137	9180138	9179895	9179896	9179897	9179898
Dark Bronze	9179928	9179929	9179930	9179931	9180143	9180144	9180145	9180146	9179932	9179933	9179934

End Cap - FGL

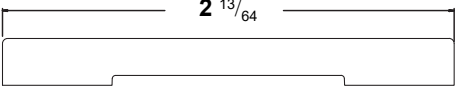


Color	Order No.
White	9043111
Terratone®	9043119
Sandtone	9043110
Forest Green	9043118
Canvas	9043112
Prairie Grass	9043117
Cocoa Bean	9043116
Dove Gray	9043113
Red Rock	9043114
Black	9043115
Dark Bronze	9043120

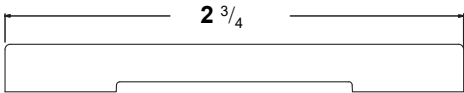
A-Series Sidelights & Transoms

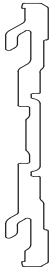

Sidelights & Transoms

Joining Components

Inside Casing - 2 1/8"										
										
Finish	96"			120"						
	Pine	Maple	Oak	Pine	Maple	Oak	Cherry	Mahogany	Douglas Fir	Alder
Unfinished	9067316	9064335	9064417	9068749	9068751	9068750	9140911	9140912	9140910	9140913
White	9013179	9055406	9040761	9013180	9040762	9055403			-	
Clear Coat	9013183	9013187	9013185	9013184	9013188	9013186			-	
Cinnamon	9013207	9013211	9013209	9013208	9013212	9013210			-	
Mocha	9013195	9013199	9013197	9013196	9013200	9013198			-	
Primed	9013181	9055407	9040763	9013182	9040764	9055404			-	
Honey	9013201	9013205	9013203	9013202	9013206	9013204			-	
Russet	9013189	9013193	9013191	9013190	9013194	9013192			-	
Espresso	9013215	9013219	9013217	9013216	9013220	9013218			-	
Birch Bark (Bright White)	9013213	9055408	9040765	9013214	9040766	9055405			-	
White	9013179	9055406	9040761	9013180	9040762	9055403			-	
Terratone®	9178875	9178857	9178866	9178830	9178848	9178839			-	
Sandtone	9178874	9178856	9178865	9178829	9178847	9178838			-	
Forest Green	9178881	9178863	9178872	9178836	9178854	9178845			-	
Canvas	9178873	9178855	9178864	9178828	9178846	9178837			-	
Prairie Grass									-	
Cocoa Bean	9178880	9178862	9178871	9178835	9178853	9178844			-	
Dove Gray	9178879	9178861	9178870	9178834	9178852	9178843			-	
Red Rock	9178878	9178860	9178869	9178833	9178851	9178842			-	
Black	9178876	9178858	9178867	9178831	9178849	9178840			-	
Dark Bronze	9178877	9178859	9178868	9178832	9178850	9178841			-	

Joining Components

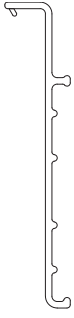
Inside Casing - 2 3/4"										
Note: Used when a wide bottom rail (A-Series Casement or A-Series Awning) unit is mulled above other A-Series windows or doors.										
										
Finish	72"			96"						
	Pine	Maple	Oak	Pine	Maple	Oak	Cherry	Mahogany	Douglas Fir	Alder
Unfinished	9067322	9064398	9064485	9067323	9068753	9068752	9140915	9140916	9140914	9140917
White	9031540	9055381	9055383	9055372	9055385	9055394	-	-	-	-
Clear Coat	9031542	9031544	9031543	9055373	9055386	9055395	-	-	-	-
Cinnamon	9031554	9031556	9031555	9055374	9055387	9055396	-	-	-	-
Mocha	9031548	9031550	9031549	9055375	9055388	9055397	-	-	-	-
Primed	9031541	9055382	9055384	9055376	9055389	9055398	-	-	-	-
Honey	9031551	9031553	9031552	9055377	9055390	9055399	-	-	-	-
Russet	9031545	9031547	9031546	9055378	9055391	9055400	-	-	-	-
Espresso	9031558	9031560	9031559	9055379	9055392	9055401	-	-	-	-
Birch Bark (Bright White)	9031557	9040611	9040610	9055380	9055393	9055402	-	-	-	-

Joining Plate - FGL					
Note: Need two per mull. Cut to fit joining plates 1 1/2" shorter than the overall mulled length or width.					
 4 9/16	 6 9/16	Depth	Size	Length	Order No.
		4 9/16		4 9/16	31
33	36 19/32				9179869
60	69 3/4				9179870
64	73 1/2				9179871
68	78				9179872
611	80 7/8				9179873
80	94				9179874
100	118				9179875
104	122				9179876
120	142 1/2				9179877
6 9/16		6 9/16	100	118	9179878
			140	166 1/2	9179879

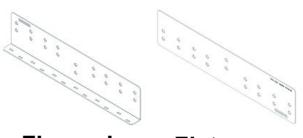
A-Series Sidelights & Transoms

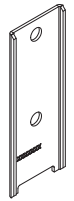
Sidelights & Transoms

Joining Components


Joining Plate Alignment Spacer - FGL				
Note: Need one per unit jamb that is to be joined. Required length: Join dimension - 1 1/2"				
		Size	Length	Order No.
		31	26 ³ / ₃₂	9179880
		33	28 ³ / ₃₂	9179881
		60	61 ¹ / ₄	9179882
		64	65	9179883
		68	69 ¹ / ₂	9179884
		611	72 ³ / ₈	9179885
		80	85 ¹ / ₂	9179886
		100	109 ¹ / ₂	9179887
		104	113 ¹ / ₂	9179888
		120	134	9179889
		140	158	9179890

Intersection Bracket - FGL		
		Order No.
		9152243

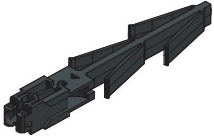
Gusset Plate - FGL / 18"			
Note: Need two per join. Required length: Join dimension - 1 1/2"			
 Flanged Flat		Type	Order No.
		Flat	9179993
		Flanged	9179994

Fixed Bracket - FGL		
		Order No.
		9179997

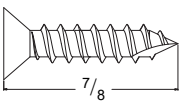
Joining Components

Slide Bracket - FGL		
		Order No.
		9179998

Flat Slide Gusset - FGL		
 Type A Type B		Type
		A
		B
		Order No.
		9179995
		9179996

End Plug - FGL		
		Order No.
		9179992

Locking/Sealing Plug - FGL		
		Order No.
		9177451

Screw Package - 7/8" FGL Screw		
Package Includes:		
(52) Fasteners 10-16 x 7/8" PH FL Type 17		
 7/8		Qty
		52
		Order No.
		9159384

A-Series Sidelights & Transoms

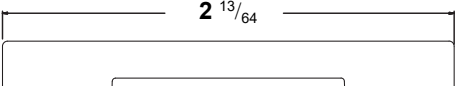
Sidelights & Transoms

Joining Components

Vintage LVL Joining Kit Components

Note:

Laminated Veneer Lumber (LVL) Joining System was replaced by Easy Connect Joining System (ECJS) in July 2019. Some kits and component parts are unavailable.

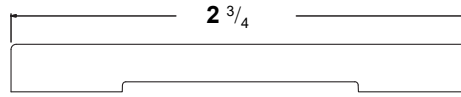
Inside Casing - 2 1/8"										
										
Finish	96"			120"						
	Pine	Maple	Oak	Pine	Maple	Oak	Cherry	Mahog- any	Douglas Fir	Alder
Unfinished	9067316	9064335	9064417	9068749	9068751	9068750	9140911	9140912	9140910	9140913
White	9013179	9055406	9040761	9013180	9040762	9055403				-
Clear Coat	9013183	9013187	9013185	9013184	9013188	9013186				-
Cinnamon	9013207	9013211	9013209	9013208	9013212	9013210				-
Mocha	9013195	9013199	9013197	9013196	9013200	9013198				-
Primed	9013181	9055407	9040763	9013182	9040764	9055404				-
Honey	9013201	9013205	9013203	9013202	9013206	9013204				-
Russet	9013189	9013193	9013191	9013190	9013194	9013192				-
Espresso	9013215	9013219	9013217	9013216	9013220	9013218				-
Birch Bark (Bright White)	9013213	9055408	9040765	9013214	9040766	9055405				-
White	9013179	9055406	9040761	9013180	9040762	9055403				-
Terratone®	9178875	9178857	9178866	9178830	9178848	9178839				-
Sandtone	9178874	9178856	9178865	9178829	9178847	9178838				-
Forest Green	9178881	9178863	9178872	9178836	9178854	9178845				-
Canvas	9178873	9178855	9178864	9178828	9178846	9178837				-
Prairie Grass										-
Cocoa Bean	9178880	9178862	9178871	9178835	9178853	9178844				-
Dove Gray	9178879	9178861	9178870	9178834	9178852	9178843				-
Red Rock	9178878	9178860	9178869	9178833	9178851	9178842				-
Black	9178876	9178858	9178867	9178831	9178849	9178840				-
Dark Bronze	9178877	9178859	9178868	9178832	9178850	9178841				-

Joining Components

Inside Casing - 2 3/4"

Note:

Used when a wide bottom rail (A-Series Casement or A-Series Awning) unit is mulled above other A-Series windows or doors.

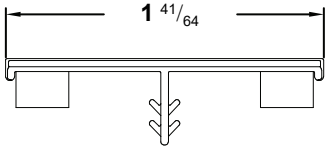


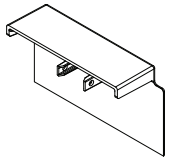
Finish	72"			96"						
	Pine	Maple	Oak	Pine	Maple	Oak	Cherry	Mahog- any	Douglas Fir	Alder
Unfinished	9067322	9064398	9064485	9067323	9068753	9068752	9140915	9140916	9140914	9140917
White	9031540	9055381	9055383	9055372	9055385	9055394	-	-	-	-
Clear Coat	9031542	9031544	9031543	9055373	9055386	9055395	-	-	-	-
Cinnamon	9031554	9031556	9031555	9055374	9055387	9055396	-	-	-	-
Mocha	9031548	9031550	9031549	9055375	9055388	9055397	-	-	-	-
Primed	9031541	9055382	9055384	9055376	9055389	9055398	-	-	-	-
Honey	9031551	9031553	9031552	9055377	9055390	9055399	-	-	-	-
Russet	9031545	9031547	9031546	9055378	9055391	9055400	-	-	-	-
Espresso	9031558	9031560	9031559	9055379	9055392	9055401	-	-	-	-
Birch Bark (Bright White)	9031557	9040611	9040610	9055380	9055393	9055402	-	-	-	-

A-Series Sidelights & Transoms

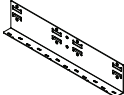
Sidelights & Transoms

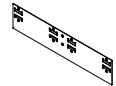
Joining Components

Trim Strip - LVL Joining						
						
Color	Size					
	31	68	611	80	100	104
	Length					
	36 ³ / ₃₂	79 ⁹ / ₃₂	82 ³ / ₁₆	95 ⁹ / ₃₂	119 ⁹ / ₃₂	123 ¹¹ / ₃₂
White	9044058	9044062	9044063	9044064	9044066	9044065
Terratone®	9044098	9044130	9044138	9044146	9044162	9044154
Sandtone	9044068	9044072	9044073	9044074	9044076	9044075
Forest Green	9044099	9044131	9044139	9044147	9044163	9044155
Canvas	9044078	9044082	9044083	9044084	9044086	9044085
Prairie Grass	9044103	9044135	9044143	9044151	9044167	9044159
Cocoa Bean	9044102	9044134	9044142	9044150	9044166	9044158
Dove Gray	9044088	9044092	9044093	9044094	9044096	9044095
Red Rock	9044100	9044132	9044140	9044148	9044164	9044156
Black	9044101	9044133	9044141	9044149	9044165	9044157
Dark Bronze	9044104	9044136	9044144	9044152	9044168	9044160

End Cap - LVL/FGL		Color	Order No.
		White	9043111
		Terratone®	9043119
		Sandtone	9043110
		Forest Green	9043118
		Canvas	9043112
		Prairie Grass	9043117
		Cocoa Bean	9043116
		Dove Gray	9043113
		Red Rock	9043114
		Black	9043115
		Dark Bronze	9043120

Joining Components

Gusset Plate - Flanged / LVL / 18"		
		Order No.
		3020004

Gusset Plate - Straight / LVL / 18"		
		Order No.
		9023934

Screw - Bracket		
		Order No.
		3020011

Screw Package - 1" LVL Screw			
	Package Includes: Screw, 10-12 x 1.000 Cross recess flat HD Type 17	Qty	Order No.
		18	9017653

Screw Package - 1.75" LVL Screw			
	Package Includes: Screw, 10-12 X 1-3/4 Cross recess flat HD Type 17	Qty	Order No.
		18	9017652

Screw Package - 2" LVL Screw			
	Package Includes: Screw, 10-12 x 1-3/4 Cross recess flat HD Type 17	Qty	Order No.
		18	9017654

Screw Package - 2.5" LVL Screw			
	Package Includes: Screw, 10-12 x 2-1/2 typ 17 PH FL STL ZY	Qty	Order No.
		18	9017651

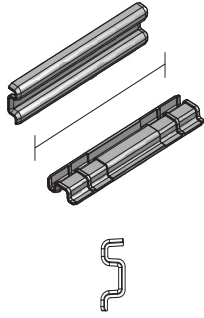
Screw Package - 3" LVL Screw			
	Package Includes: Screw, 10-12 x 3.000 typ 17 PH FL STL ZY	Qty	Order No.
		18	9017650

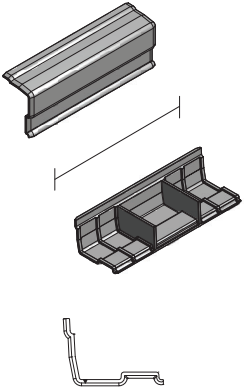
A-Series Sidelights & Transoms

Sidelights & Transoms

Joining Components

Mull Cover Kits

Mull Cover Kit - Sill / Standard				
		Color	Length	Order No.
		Gray	4 1/8	9131768
		Dark Bronze		9131769


Mull Cover Kit - Sill / Drop Channel				
		Color	Length	Order No.
		Gray	4 1/8	9131770
		Dark Bronze		9131771

Joining Components

Universal Drip Cap - Continuous

Note:

Use on side-by-side or vertical joins mullied at the factory or distributor. Consists of 24 gauge aluminum material.



	72"			120"			151 1/2"	
	Package Quantity			Package Quantity			Package Quantity	
	1	10	40	1	10	40	1	10
White	2222525	2222526	2222527	2222546	2222547	2222548	2222555	2222556
Terratone®	2222528	2222529	NA	2222549	2222550	NA	2222557	2222558
Sandtone	2222530	2222531	NA	2222551	2222552	NA	2222559	2222560
Forest Green	2222532	2222533	NA	2222553	2222554	NA	2222561	2222562
Canvas	9003116	9003117	NA	9003126	9003127	NA	9003130	9003131
Prairie Grass	9003565	9003566	NA	9003573	9003574	NA	9003581	9003582
Cocoa Bean	9003118	9003119	NA	9003128	9003129	NA	9003132	9003133
Dove Gray	9003563	9003564	NA	9003571	9003572	NA	9003579	9003580
Red Rock	9003559	9003560	NA	9003567	9003568	NA	9003575	9003576
Black	9003561	9003562	NA	9003569	9003570	NA	9003577	9003578
Dark Bronze	9020502	9020503	NA	9020504	9020505	NA	9020506	9020507

A-Series Sidelights & Transoms

Stormwatch® Protection (Coastal Product)


Stormwatch® Protection (Coastal Product)

Andersen® products with Stormwatch® protection are designed for use in coastal areas. They feature design pressure upgrades, glass options, and structural enhancements.

Panels (Impact Resistant)

Panels - Sidelight & Transom (Impact Resistant)

Panel - Sidelight (Impact Resistant)



TEMPERED
IN ACC. XXXX
1&CR 1201 II
CIG-XX Xmm MM/DD/YR
CAN/CGSB 12.1-M90

Note:

Replacement panel for standard and custom-sized sidelights is made to order.

Exterior color options:

White	Canvas	Dove Gray
Terratone®	Prairie Grass	Red Rock
Sandtone	Cocoa Bean	Black
Forest Green	Dark Bronze	

Interior species/finish/color options:

Pine	Maple	Oak	Mahogany
Douglas Fir	Cherry		
Unfinished	Russet	Espresso	Clear Coat
Honey	Cinnamon	Mocha	
White-Painted	Birch Bark	Primed	Sandtone
Canvas	Terratone®	Forest Green	Dove Gray
Prairie Grass	Cocoa Bean	Red Rock	Dark Bronze
Black			

Glass options: (See Logo/Etching Examples):

Low-E4® Impact Resistant	Low-E4® HeatLock Impact Resistant	Clear Monolithic Impact Resistant
Low-E4® SmartSun™ Impact Resistant	Low-E4® SmartSun™ HeatLock Impact Resistant	Gray Monolithic Impact Resistant
Low-E4® Sun Impact Resistant	Low-E4® Sun HeatLock Impact Resistant	Dual Pane Impact Resistant

Grille options:

Full Divided Light	Simulated Divided Light	Finelight Grilles between the Glass
--------------------	-------------------------	-------------------------------------

To order, state:

Product ID (from product label, see [Service Guide 9051877](#))

OR

1. Unit or frame size (FWSLD XXXX or frame W x H dimensions)
2. Description of part (Sidelight Panel)
3. Exterior color of panel
4. Interior wood species of panel
5. Interior finish/color of panel
6. Stop profile (Traditional, Contemporary)
7. Grille profile (Traditional, Contemporary)
8. Glazing

Panels (Impact Resistant)

Panel - Sidelight Transom (Impact Resistant)



Note:

Replacement panel for standard and custom-sized sidelight transoms is made to order.

Exterior color options:

White	Canvas	Dove Gray
Terratone®	Prairie Grass	Red Rock
Sandtone	Cocoa Bean	Black
Forest Green	Dark Bronze	

Interior species/finish/color options:

Pine	Maple	Oak	Mahogany
Douglas Fir	Cherry		
Unfinished	Russet	Espresso	Clear Coat
Honey	Cinnamon	Mocha	
White-Painted	Birch Bark	Primed	Sandtone
Canvas	Terratone®	Forest Green	Dove Gray
Prairie Grass	Cocoa Bean	Red Rock	Dark Bronze
Black			

Glass options:

Low-E4® Impact Resistant	Low-E4® HeatLock Impact Resistant	Clear Monolithic Impact Resistant
Low-E4® SmartSun™ Impact Resistant	Low-E4® SmartSun™ HeatLock Impact Resistant	Gray Monolithic Impact Resistant
Low-E4® Sun Impact Resistant	Low-E4® Sun HeatLock Impact Resistant	Dual Pane Impact Resistant

Grille options:

Full Divided Light	Simulated Divided Light	Finelight Grilles between the Glass
--------------------	-------------------------	-------------------------------------

To order, state:

Product ID (from product label, see [Service Guide 9051877](#))

OR


1. Unit or frame size (FWSLD XXXX or frame W x H dimensions)
2. Description of part (Sidelight Transom Panel)
3. Exterior color of panel
4. Interior wood species of panel
5. Interior finish/color of panel
6. Stop profile (Traditional, Contemporary)
7. Grille profile (Traditional, Contemporary)
8. Glazing

A-Series Sidelights & Transoms

Stormwatch® Protection (Coastal Product)

Panels (Impact Resistant)

Panel - Transom / Standard (Impact Resistant)



Note:

Replacement panel for standard and custom-sized transoms is made to order.

Exterior color options:

White	Canvas	Dove Gray
Terratone®	Prairie Grass	Red Rock
Sandtone	Cocoa Bean	Black
Forest Green	Dark Bronze	

Interior species/finish/color options:

Pine	Maple	Oak	Mahogany
Douglas Fir	Cherry		
Unfinished	Russet	Espresso	Clear Coat
Honey	Cinnamon	Mocha	
White-Painted	Birch Bark	Primed	Sandtone
Canvas	Terratone®	Forest Green	Dove Gray
Prairie Grass	Cocoa Bean	Red Rock	Dark Bronze
Black			

Glass options:

Low-E4® Impact Resistant	Low-E4® HeatLock Impact Resistant	Clear Monolithic Impact Resistant
Low-E4® SmartSun™ Impact Resistant	Low-E4® SmartSun™ HeatLock Impact Resistant	Gray Monolithic Impact Resistant
Low-E4® Sun Impact Resistant	Low-E4® Sun HeatLock Impact Resistant	Dual Pane Impact Resistant

Grille options:

Full Divided Light	Simulated Divided Light	Finelight Grilles between the Glass
--------------------	-------------------------	-------------------------------------

To order, state:

Product ID (from product label, see [Service Guide 9051877](#))

OR

1. Unit or frame size (FWSLD XXXX or frame W x H dimensions)
2. Description of part (Standard Transom Panel)
3. Exterior color of panel
4. Interior wood species of panel
5. Interior finish/color of panel
6. Stop profile (Traditional, Contemporary)
7. Grille profile (Traditional, Contemporary)
8. Glazing

Panels (Impact Resistant)

Glass Only - Transom / Direct Set (Impact Resistant)														
<div style="display: flex; justify-content: space-around;"> <div style="text-align: center;"> <p>Low-E4® IR</p> </div> <div style="text-align: center;"> <p>Dual Pane Clear IR</p> </div> </div> <div style="margin-top: 10px;"> <p>Low-E4® SmartSun™ IR</p> </div>	<p>Note: Glass for transom and sidelight units with direct set glass is made to order. Stops need to be ordered separately.</p> <p>Glass options:</p> <table border="1" style="width: 100%; border-collapse: collapse;"> <tr> <td style="padding: 2px;">Low-E4® Impact Resistant</td> <td style="padding: 2px;">Low-E4® HeatLock Impact Resistant</td> <td style="padding: 2px;">Clear Monolithic Impact Resistant</td> </tr> <tr> <td style="padding: 2px;">Low-E4® SmartSun™ Impact Resistant</td> <td style="padding: 2px;">Low-E4® SmartSun™ HeatLock Impact Resistant</td> <td style="padding: 2px;">Gray Monolithic Impact Resistant</td> </tr> <tr> <td style="padding: 2px;">Low-E4® Sun Impact Resistant</td> <td style="padding: 2px;">Low-E4® Sun HeatLock Impact Resistant</td> <td style="padding: 2px;">Dual Pane Impact Resistant</td> </tr> </table> <p>Grille options:</p> <table border="1" style="width: 100%; border-collapse: collapse;"> <tr> <td style="padding: 2px;">Full Divided Light</td> <td style="padding: 2px;">Simulated Divided Light</td> <td style="padding: 2px;">Finelight Grilles between the Glass</td> </tr> </table> <p><i>To order, state:</i> Product ID (from product label, see Service Guide 9051877) OR 1. Unit or frame size (FWSLD XXXX or frame W x H dimensions) 2. Description of part (Direct Set Glass) 3. Glazing</p>	Low-E4® Impact Resistant	Low-E4® HeatLock Impact Resistant	Clear Monolithic Impact Resistant	Low-E4® SmartSun™ Impact Resistant	Low-E4® SmartSun™ HeatLock Impact Resistant	Gray Monolithic Impact Resistant	Low-E4® Sun Impact Resistant	Low-E4® Sun HeatLock Impact Resistant	Dual Pane Impact Resistant	Full Divided Light	Simulated Divided Light	Finelight Grilles between the Glass	
Low-E4® Impact Resistant	Low-E4® HeatLock Impact Resistant	Clear Monolithic Impact Resistant												
Low-E4® SmartSun™ Impact Resistant	Low-E4® SmartSun™ HeatLock Impact Resistant	Gray Monolithic Impact Resistant												
Low-E4® Sun Impact Resistant	Low-E4® Sun HeatLock Impact Resistant	Dual Pane Impact Resistant												
Full Divided Light	Simulated Divided Light	Finelight Grilles between the Glass												

A-Series Sidelights & Transoms

Stormwatch® Protection (Coastal Product)

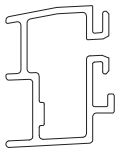
Frames (Impact Resistant)

Channel / Sill Drop Nose Kit (Impact Resistant)

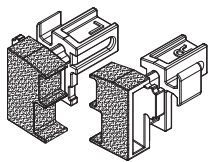
Sill Drop Nose Channel with Screws

Note:

Sits horizontally on exterior edge of sill. Sizes over 96 inches will ship with two drop nose channels.

	Unit No.	Number of Hole	Length	Gray	Bronze
	FWSLD13	3	12 ¹⁷ / ₁₆	9017891	9017923
	FWSLD17	3	16 ¹⁷ / ₁₆	9017892	9017924

End Cap / Sill Drop Nose

	Gray		Black	
	Left	Right	Left	Right
	9017989	9017990	9017991	9017992

Screw Package / Sill Drop Nose

Note:

FWD11 2-Weep Hole Covers, 1- LH and 1-RH End Cap and 7-#8-15 x 1-1/4" 302 SS PH PN Screw

	Gray	Bronze
	9019761	9019762

Notes

Service Replacement

Service Replacement Only Parts

Service Replacement Only Parts

Note:

This section is specifically designed for parts that should only be ordered if a Territory Service Manager/Service Provider Company has requested them to be ordered or if the customer agrees to also pay for a non-warranty repair/replace service job (subject to availability) for these parts to be installed. We do not recommend anyone other than a trained AW employee or Service Provider install these parts due to the complexity of installation, modifications required for installation and/or requirement of special tools.

Service Replacement Only Parts

Exterior / Interior Grilles - Permanently Applied / Taped

Exterior Grilles - Taped / Chamfer A

Note:

Permanently applied grilles can only be ordered by Andersen Territory Service Representatives, Andersen Service Dealers and Providers.

	Color	Length	3/4"	7/8"	1 1/8"	2 1/4"
	White	96	1284329	1284330	1284331	1284332
	Terratone®	96	9011971	9011972	9011973	9011974
	Sandtone	96	1284325	1284326	1284327	1284328
	Forest Green	96	9011967	9011968	9011969	9011970
	Canvas	96	1284357	1284358	1284359	1284360
	Prairie Grass	96	9011991	9011992	9011993	9011994
	Cocoa Bean	96	9011987	9011988	9011989	9011990
	Dove Gray	96	9011983	9011984	9011985	9011986
	Red Rock	96	9011975	9011976	9011977	9011978
	Black	96	9011979	9011980	9011981	9011982
	Dark Bronze	96	9020289	9020290	9020291	9020292
Unfinished	96	9011963	9011964	9011965	9011966	

Exterior Grilles - Taped / Contemporary

Note:

Permanently applied grilles can only be ordered by Andersen Territory Service Representatives, Andersen Service Dealers and Providers.

Contact your local [Andersen Service Provider](#). ❌

	Color	96"				144"			
		5/8"	3/4"	2 1/4"	3 1/2"	5/8"	3/4"	2 1/4"	3 1/2"
	White	9192846	9189462	9189463	9189407	9192877	9189480	9189481	9192878
	Terratone®	9192852	9192853	9192854	9192855	9192885	9192886	9192887	9192888
	Sandtone	9192845	9189460	9189461	9189406	9192875	9189478	9189479	9192876
	Forest Green	9192848	9192849	9192850	9192851	9192881	9192882	9192883	9192884
	Canvas	9192847	9189468	9189469	9189410	9192879	9189492	9189493	9192880
	Prairie Grass	9192873	9189476	9189477	9189452	9192907	9189506	9189507	9192908
	Cocoa Bean	9192869	9192870	9192871	9192872	9192903	9192904	9192905	9192906
	Dove Gray	9192868	9189474	9189475	9189453	9192901	9189504	9189505	9192902
	Red Rock	9192864	9192865	9192866	9192867	9192897	9192898	9192899	9192900
	Black	9192860	9192861	9192862	9192863	9192893	9192894	9192895	9192896
Dark Bronze	9192856	9192857	9192858	9192859	9192889	9192890	9192891	9192892	

A-Series Sidelights & Transoms

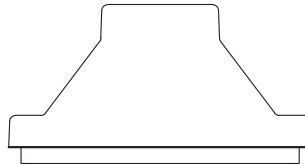
Service Replacement




Service Replacement Only Parts

Interior Grilles - Taped / Chamfer A




Note:

Permanently applied grilles can only be ordered by Andersen Territory Service Representatives, Andersen Service Dealers and Providers. Contact your local [Andersen Service Provider](#). ❌



	Length	Pine			
		3/4"	7/8"	1 1/8"	2 1/4"
 <p>PINE</p>	22"	2321131	2321136	2321141	2321146
	34"	2321132	2321137	2321142	2321147
	44"	2321133	2321138	2321143	2321148
	60"	2321134	2321139	2321144	2321149
	84"	2321135	2321140	2321145	2321150
	Length	Oak			
		3/4"	7/8"	1 1/8"	2 1/4"
 <p>OAK</p>	22"	2321111	2321116	2321121	2321126
	34"	2321112	2321117	2321122	2321127
	44"	2321113	2321118	2321123	2321128
	60"	2321114	2321119	2321124	2321129
	84"	2321115	2321120	2321125	2321130
	Length	Maple			
		3/4"	7/8"	1 1/8"	2 1/4"
 <p>MAPLE</p>	22"	2321010	2321015	2321020	2321025
	34"	2321011	2321016	2321021	2321026
	44"	2321012	2321017	2321022	2321027
	60"	2321013	2321018	2321023	2321028
	84"	2321014	2321019	2321024	2321029

Service Replacement Only Parts

Interior Grilles - Taped / Contemporary						
Note: Permanently applied grilles can only be ordered by Andersen Territory Service Representatives, Andersen Service Dealers and Providers. Contact your local Andersen Service Provider . ✕						
 <p style="text-align: center;">PINE</p>	Length	Quantity	Pine			
			$\frac{5}{8}$ "	$\frac{3}{4}$ "	2 $\frac{1}{4}$ "	3 $\frac{1}{2}$ "
	84"	12	9199226	9199227	9199228	9199229
 <p style="text-align: center;">OAK</p>	Length	Quantity	Oak			
			$\frac{5}{8}$ "	$\frac{3}{4}$ "	2 $\frac{1}{4}$ "	3 $\frac{1}{2}$ "
	84"	12	9199222	9199223	9199224	9199225
 <p style="text-align: center;">MAPLE</p>	Length	Quantity	Maple			
			$\frac{5}{8}$ "	$\frac{3}{4}$ "	2 $\frac{1}{4}$ "	3 $\frac{1}{2}$ "
	84"	12	9199218	9199219	9199220	9199221