

What's in This Section

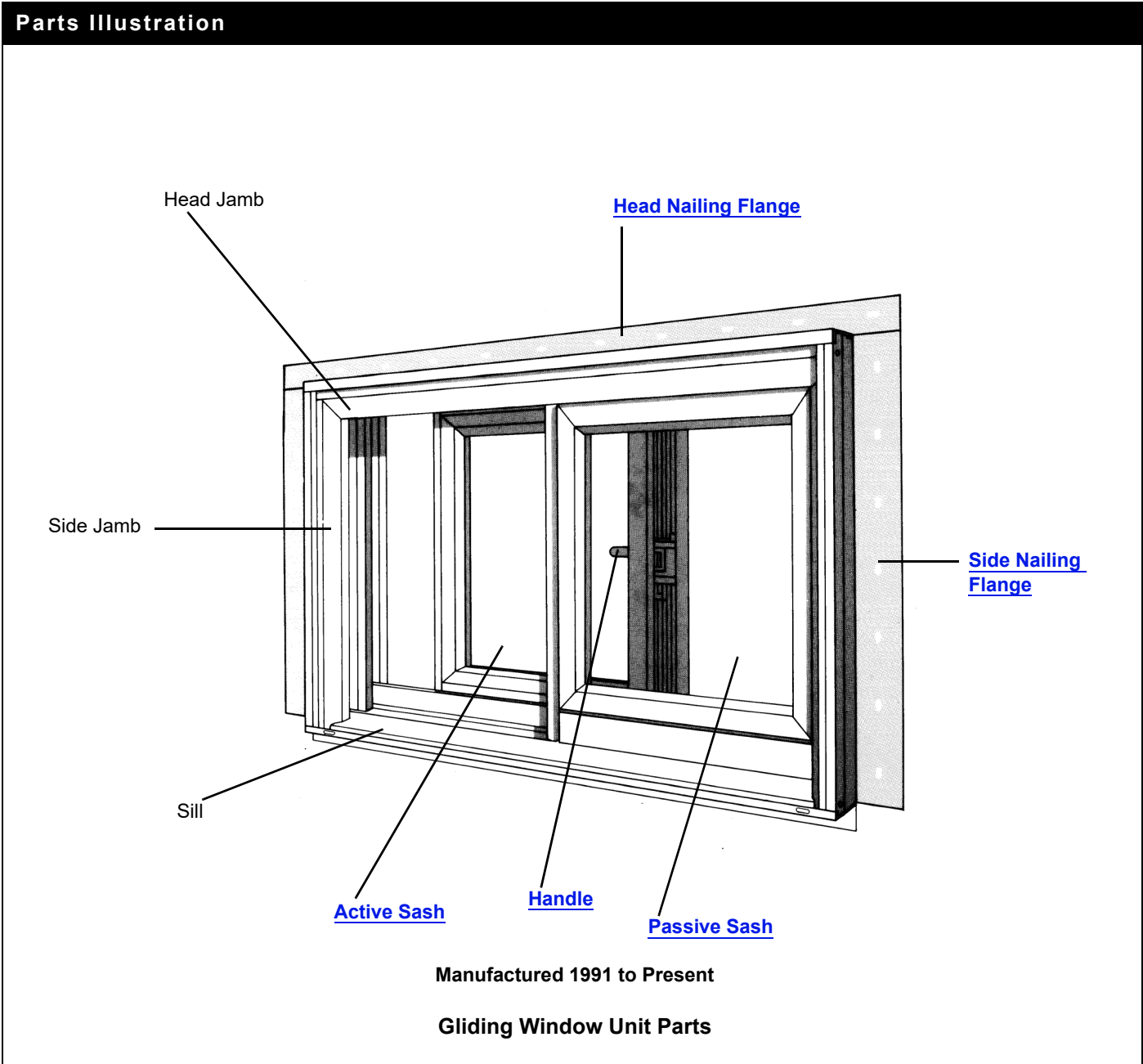
Standard Windows	Page 3
Parts Illustration	3
Unit Sizes	4
Standard Sizes	4
400 Series Product Label	4
Unit Size Chart	5
Product History	6
Sash	7
Sash Size Table	7
Sash Assembly	8
Sash - Active	9
Sash - Active	9
Cover	13
Watershed	13
Sash - Passive	14
Sash - Passive	14
Cover	18
Filler	18
Shared Sash Parts	19
Weatherstrip	19
Sash Screws	19
Insect Screens	20
Insect Screens - TruScene™ Screens	20
Insect Screens - Standard Screens	23
Insect Screen Parts	26
Combination Units	27
Combination Unit Illustration	27
Combination Unit Assembly	28
Panels - Combination	28
Insect Screens - Combination	29
Grilles	30
Interior Grilles	30
Grille Parts and Tools	31
Hardware	32
Handle Parts	32
Sash Hardware / Opening Control Device Kit	32

Lock Parts	33
Plugs	34
Glides	34
Frames	35
Frame Assembly	35
Frames	36
Flanges	37
Extension Jambs	38
Frame Parts	40
Plugs	40
Joining Components	41
Narrow Mullion Illustration	41
Narrow Mullion Kit	41
Narrow Mullion Kit Components	42
Support Mullion Illustration	43
Support Mullion Kit	43
Support Mullion Kit Components	43
Universal Drip Cap - Continuous	44
Service Replacement	Page 45
Service Replacement Only Parts	45
Exterior Grilles - HDN	45
Weatherstrip	45
Screen Handle	46

400 Series Gliding Windows (1991 to Present)

Standard Windows

Parts Illustration



Manufactured 1991 to Present

Gliding Window Unit Parts

Unit viewed from exterior.

Unit Sizes

Standard Sizes

Note:

Gliding Windows are available in standard sizes. Replacement parts for some standard windows can be ordered using the numbers listed in this catalog. Some replacement parts for standard windows are made to order. These items are ordered using the Product ID found on the identification label and a description of the part needed. See [Service Guide 9051877](#).

400 Series Product Label

Note:

Some Gliding Windows will have an identification label **or** glass etching containing a unique Product ID. The Product ID on Gliding Windows will be located at the top of the window frame or etched into the glass. See [Service Guide 9051877](#). The Product ID may be up to 14 digits long (excluding hyphens), depending on the age of the unit. Replacement parts will also get their own unique Product ID. When ordering replacement parts, providing the Product ID ensures that replacement parts match the specifications.

400 Series Gliding Windows (1991 to Present)

Standard Windows

Unit Sizes

Unit Size Chart

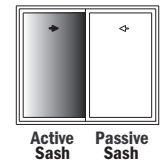
Note:

Unit Dimension refers to overall outside-to-outside frame. Unobstructed Glass refers to visible glass dimensions.

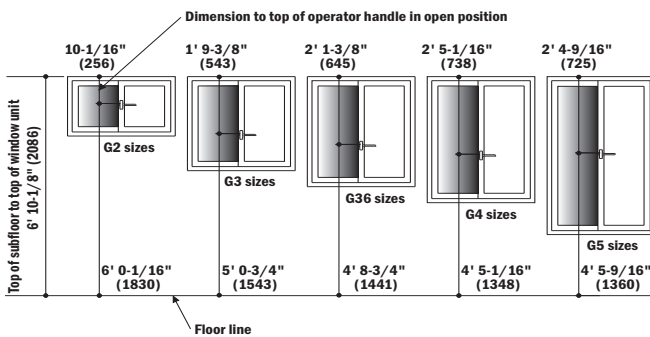
Numbers in parentheses are metric measurements. See [Measuring Visible Glass Video](#). See current unit [Size Chart](#).

	Unit Dimension	2'-11 ¹ / ₄ " (895)	3'-11 ¹ / ₄ " (1200)	4'-11 ¹ / ₄ " (1505)	5'-11 ¹ / ₄ " (1810)
	Rough Opening	3'-0" (914)	4'-0" (1219)	5'-0" (1524)	6'-0" (1829)
	Unobstructed Glass*	12 ⁹ / ₁₆ " (319)	18 ⁹ / ₁₆ " (472)	24 ⁹ / ₁₆ " (624)	30 ⁹ / ₁₆ " (776)

 G32 G42	1'-10 ¹ / ₄ " (565)	1'-11" (584)	14 ¹ / ₈ " (359)	 G32 G42			
 G333 G433 G533 G633	2'-11 ¹ / ₄ " (895)	3'-0" (914)	27 ¹ / ₈ " (689)	 G333 G433 G533 G633			
 G336 G436 G536 G636	3'-5 ¹ / ₄ " (1048)	3'-6" (1067)	33 ¹ / ₈ " (841)	 G336 G436 G536 G636			
 G34 G44 G54 G64	3'-11 ¹ / ₄ " (1200)	4'-0" (1219)	39 ¹ / ₈ " (994)	 G34 G44 G54 G64			
 G35 G45 G55 G65	4'-11 ¹ / ₄ " (1505)	5'-0" (1524)	51 ¹ / ₈ " (1299)	 G35 G45 G55 G65			



Venting Configuration
As viewed from the exterior. Passive sash will open after active sash has been opened.



Gliding Window Handle Locations

Gliding Window Basic Unit Sizes

Unit viewed from exterior.

Product History

Product History

- | | |
|-------------|--|
| 2008 | SmartSun™ glass introduced. |
| 2007 | Factory-applied 6 9/16" extension jambs introduced |
| 1991 | Gliding Windows introduced. |

400 Series Gliding Windows (1991 to Present)

Standard Windows

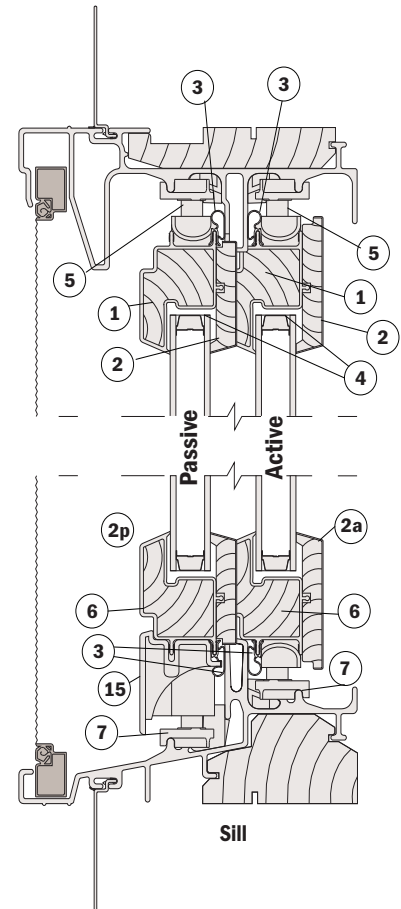
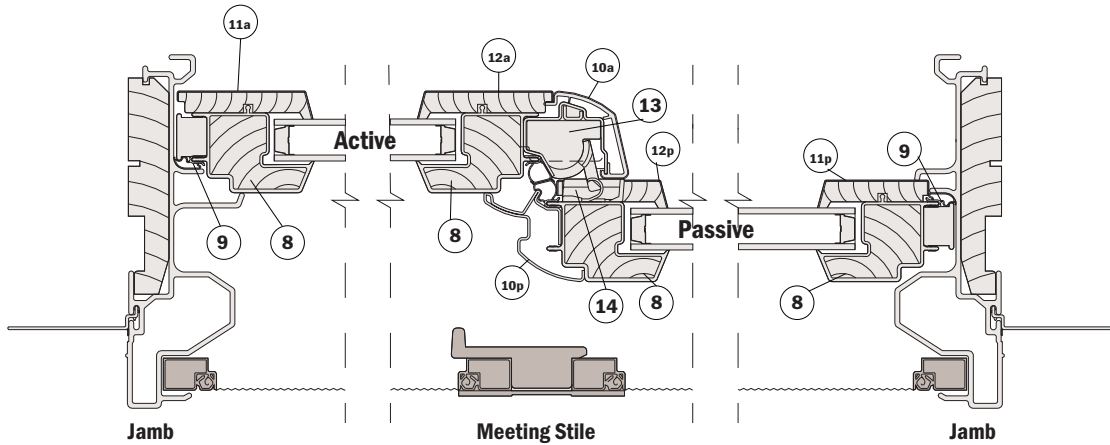
Sash

Sash Size Table			
Sash Size Table			
Note:			
Overall Sash measured outside edge to outside edge of frame.			
Unobstructed Glass is dimension from outside edge to outside edge of visible glass only.			
Actual Glass is dimension of outside edge to outside edge of glass, including glass that is not visible.			
Unit No.	Overall Sash (w x h)	Unobstructed Glass (w x h)	Actual Glass (w x h)
G32	16 × 17 ²⁵ / ₃₂	12 ⁹ / ₁₆ × 14 ¹ / ₈	13 ³ / ₄ × 15 ³ / ₈
G33	16 × 30 ²⁵ / ₃₂	12 ⁹ / ₁₆ × 27 ¹ / ₈	13 ³ / ₄ × 28 ³ / ₈
G336	16 × 36 ²⁵ / ₃₂	12 ⁹ / ₁₆ × 33 ¹ / ₈	13 ³ / ₄ × 34 ³ / ₈
G34	16 × 42 ²⁵ / ₃₂	12 ⁹ / ₁₆ × 39 ¹ / ₈	13 ³ / ₄ × 40 ³ / ₈
G35	16 × 54 ²⁵ / ₃₂	12 ⁹ / ₁₆ × 51 ¹ / ₈	13 ³ / ₄ × 52 ³ / ₈
G42	22 × 17 ²⁵ / ₃₂	18 ⁹ / ₁₆ × 14 ¹ / ₈	19 ³ / ₄ × 15 ³ / ₈
G43	22 × 30 ²⁵ / ₃₂	18 ⁹ / ₁₆ × 27 ¹ / ₈	19 ³ / ₄ × 28 ³ / ₈
G436	22 × 36 ²⁵ / ₃₂	18 ⁹ / ₁₆ × 33 ¹ / ₈	19 ³ / ₄ × 34 ³ / ₈
G44	22 × 42 ²⁵ / ₃₂	18 ⁹ / ₁₆ × 39 ¹ / ₈	19 ³ / ₄ × 40 ³ / ₈
G45	22 × 54 ²⁵ / ₃₂	18 ⁹ / ₁₆ × 51 ¹ / ₈	19 ³ / ₄ × 52 ³ / ₈
G53	28 × 30 ²⁵ / ₃₂	24 ⁹ / ₁₆ × 27 ¹ / ₈	25 ³ / ₄ × 28 ³ / ₈
G536	28 × 36 ²⁵ / ₃₂	24 ⁹ / ₁₆ × 33 ¹ / ₈	25 ³ / ₄ × 34 ³ / ₈
G54	28 × 42 ²⁵ / ₃₂	24 ⁹ / ₁₆ × 39 ¹ / ₈	25 ³ / ₄ × 40 ³ / ₈
G55	28 × 54 ²⁵ / ₃₂	24 ⁹ / ₁₆ × 51 ¹ / ₈	25 ³ / ₄ × 52 ³ / ₈
G63	34 × 30 ²⁵ / ₃₂	30 ⁹ / ₁₆ × 27 ¹ / ₈	31 ³ / ₄ × 28 ³ / ₈
G636	34 × 36 ²⁵ / ₃₂	30 ⁹ / ₁₆ × 33 ¹ / ₈	31 ³ / ₄ × 34 ³ / ₈
G64	34 × 42 ²⁵ / ₃₂	30 ⁹ / ₁₆ × 39 ¹ / ₈	31 ³ / ₄ × 40 ³ / ₈
G65	34 × 54 ²⁵ / ₃₂	30 ⁹ / ₁₆ × 51 ¹ / ₈	31 ³ / ₄ × 52 ³ / ₈

Sash

Sash Assembly

Note:
See latest [Product Details](#).



- 1. Top Rail
- 2a. Rail Stop - Active
- 2p. Rail Stop - Passive
- 3. [Rail W/S](#)
- 4. Glazing, Silicone
- 5. [Top Shoe Glide](#)
- 6. Bottom Rail
- 7. [Bottom Shoe Glide](#)
- 8. Side Stile
- 9. [Stile W/S](#)
- 10a. [Meeting Stile Cover - Active](#)
- 10p. [Meeting Stile Cover - Passive](#)
- 11a. Stile Stop, Jamb - Active
- 11p. Stile Stop, Jamb - Passive
- 12a. Stile Stop, Meeting Stile - Active
- 12p. Stile Stop, Meeting Stile - Passive
- 13. [Lock Mechanism](#)
- 14. [Strike Plate](#)
- 15. [Bottom Rail Filler Watershed](#) (Not shown)

Gliding Window Sash

400 Series Gliding Windows (1991 to Present)

Standard Windows


Sash - Active

Sash - Active

Note:

See [Service Guide 0004368](#) for active sash replacement. See [Sash Replacement Video](#).


Sash - Active / High-Performance-Low-E4® / Natural Wood Interior



Unit No.		White Exterior	Terratone Exterior	Sandtone Exterior
		PINE INTERIOR		
3	G32 A	1765402	1774002	1778902
	G33 A	1765406	1774006	1778906
	G336 A	1765410	1774010	1778910
	G34 A	1765414	1774014	1778914
	G35 A	1765418	1774018	1778918
4	G42 A	1765422	1774022	1778922
	G43 A	1765426	1774026	1778926
	G436 A	1765430	1774030	1778930
	G44 A	1765434	1774034	1778934
	G45 A	1765438	1774038	1778938
5	G53 A	1765446	1774046	1778946
	G536 A	1765450	1774050	1778950
	G54 A	1765454	1774054	1778954
	G55 A	1765458	1774058	1778958
6	G63 A	1765462	1774062	1778962
	G636 A	1765466	1774066	1778966
	G64 A	1765470	1774070	1778970
	G65 A	1765474	1774074	1778974

Sash - Active

Sash - Active / High-Performance-Low-E4® / Prefinished Interior




Unit No.		White Exterior	Terratone Exterior	Sandtone Exterior
		White Interior	Sandtone Interior	Sandtone Interior
3	G32 A	1765802	1774402	1779302
	G33 A	1765806	1774406	1779306
	G336 A	1765810	1774410	1779310
	G34 A	1765814	1774414	1779314
	G35 A	1765818	1774418	1779318
4	G42 A	1765822	1774422	1779322
	G43 A	1765826	1774426	1779326
	G436 A	1765830	1774430	1779330
	G44 A	1765834	1774434	1779334
	G45 A	1765838	1774438	1779338
5	G53 A	1765846	1774446	1779346
	G536 A	1765850	1774450	1779350
	G54 A	1765854	1774454	1779354
	G55 A	1765858	1774458	1779358
6	G63 A	1765862	1774462	1779362
	G636 A	1765866	1774466	1779366
	G64 A	1765870	1774470	1779370
	G65 A	1765874	1774474	1779374

400 Series Gliding Windows (1991 to Present)


Standard Windows

Sash - Active

Sash - Active / High-Performance™ Low-E4® Sun 3 / Natural Wood Interior				
<p>Low-E4® Sun3</p> 				
		White Exterior	Terratone Exterior	Sandtone Exterior
Unit No.		PINE INTERIOR		
3	G32 A	1765602	1774202	1779102
	G33 A	1765606	1774206	1779106
	G336 A	1765610	1774210	1779110
	G34 A	1765614	1774214	1779114
	G35 A	1765618	1774218	1779118
4	G42 A	1765622	1774222	1779122
	G43 A	1765626	1774226	1779126
	G436 A	1765630	1774230	1779130
	G44 A	1765634	1774234	1779134
	G45 A	1765638	1774238	1779138
5	G53 A	1765646	1774246	1779146
	G536 A	1765650	1774250	1779150
	G54 A	1765654	1774254	1779154
	G55 A	1765658	1774258	1779158
6	G63 A	1765662	1774262	1779162
	G636 A	1765666	1774266	1779166
	G64 A	1765670	1774270	1779170
	G65 A	1765674	1774274	1779174

Sash - Active

Sash - Active / High-Performance-Low-E4® Sun 3 / Prefinished Interior



Unit No.	White Exterior	Terratone Exterior	Sandtone Exterior	
	White Interior	Sandtone Interior	Sandtone Interior	
3	G32 A	1766002	1774602	1779502
	G33 A	1766006	1774606	1779506
	G336 A	1766010	1774610	1779510
	G34 A	1766014	1774614	1779514
	G35 A	1766018	1774618	1779518
4	G42 A	1766022	1774622	1779522
	G43 A	1766026	1774626	1779526
	G436 A	1766030	1774630	1779530
	G44 A	1766034	1774634	1779534
	G45 A	1766038	1774638	1779538
5	G53 A	1766046	1774646	1779546
	G536 A	1766050	1774650	1779550
	G54 A	1766054	1774654	1779554
	G55 A	1766058	1774658	1779558
6	G63 A	1766062	1774662	1779562
	G636 A	1766066	1774666	1779566
	G64 A	1766070	1774670	1779570
	G65 A	1766074	1774674	1779574

Sash - Active / High-Performance™ Sun II / Natural Wood Interior

Note:
Available by description. Sashes have natural wood interior and lock mechanism applied.

Sash - Active / High-Performance™ Sun II / Prefinished Interior

Note:
Available by description. Sashes have lock mechanism applied.

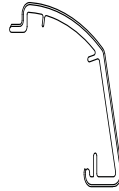
400 Series Gliding Windows (1991 to Present)

Standard Windows

Sash - Active

Cover

Cover - Active / Meeting Stile Ref. No. 10a [page 8](#)



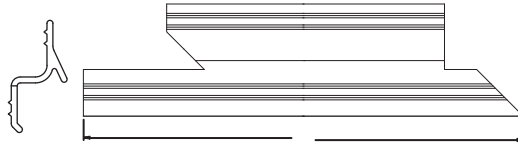
Unit No.	Dimensions	Pine	White	Terratone	Sandtone	Forest Green	Canvas	Dark Bronze	Black
G2	18 ³ / ₄	1768402	1790945	9074965	OBD	9074956	9074946	9074936	9129335
G3	31 ³ / ₄	1768404	1790946	9074966	OBD	9074957	9074947	9074937	9129336
G36	37 ³ / ₄	1768406	1790947	9074967	OBD	9074958	9074948	9074938	9129337
G4	43 ³ / ₄	1768408	1790948	9074968	OBD	9074959	9074949	9074939	9129338
G5	55 ³ / ₄	1768410	1790949	9074969	OBD	9074960	9074950	9074940	9129339

Watershed

Watershed

Note:

Applied to exterior bottom rail of active sash.



Unit No.	Size	White	Terratone	Sandtone	Forest Green	Canvas	Dark Bronze	Black
G3	15 ²⁷ / ₆₄	1767402	1775402	1780606	9074891	9074759	9074618	9129331
G4	21 ²⁷ / ₆₄	1767406	1775406	1780608	9074892	9074760	9074619	9129332
G5	27 ²⁷ / ₆₄	1767410	1775410	1780610	9074893	9074761	9074620	9129333
G6	33 ²⁷ / ₆₄	1767414	1775414	1780612	9074894	9074762	9074621	9129334


Sash - Passive

Sash - Passive

Note:

See [Service Guide 0004368](#). See [Sash Replacement Video](#).

Sash - Passive / High-Performance™ Low-E4® / Natural Wood Interior




		White Exterior	Terratone Exterior	Sandtone Exterior
Unit No.		PINE INTERIOR		
3	G32 P	1765502	1774102	1779002
	G33 P	1765506	1774106	1779006
	G336 P	1765510	1774110	1779010
	G34 P	1765514	1774114	1779014
	G35 P	1765518	1774118	1779018
4	G42 P	1765522	1774122	1779022
	G43 P	1765526	1774126	1779026
	G436 P	1765530	1774130	1779030
	G44 P	1765534	1774134	1779034
	G45 P	1765538	1774138	1779038
5	G53 P	1765546	1774146	1779046
	G536 P	1765550	1774150	1779050
	G54 P	1765554	1774154	1779054
	G55 P	1765558	1774158	1779058
6	G63 P	1765562	1774162	1779062
	G636 P	1765566	1774166	1779066
	G64 P	1765570	1774170	1779070
	G65 P	1765574	1774174	1779074


400 Series Gliding Windows (1991 to Present)

Standard Windows

Sash - Passive

Sash - Passive / High-Performance™ Low-E4® / Prefinished Interior				
				
Unit No.	White Exterior	Terratone Exterior	Sandtone Exterior	
	White Interior	Sandtone Interior	Sandtone Interior	
3	G32 P	1765902	1774502	1779402
	G33 P	1765906	1774506	1779406
	G336 P	1765910	1774510	1779410
	G34 P	1765914	1774514	1779414
	G35 P	1765918	1774518	1779418
4	G42 P	1765922	1774522	1779422
	G43 P	1765926	1774526	1779426
	G436 P	1765930	1774530	1779430
	G44 P	1765934	1774534	1779434
	G45 P	1765938	1774538	1779438
5	G53 P	1765946	1774546	1779446
	G536 P	1765950	1774550	1779450
	G54 P	1765954	1774554	1779454
	G55 P	1765958	1774558	1779458
6	G63 P	1765962	1774562	1779462
	G636 P	1765966	1774566	1779466
	G64 P	1765970	1774570	1779470
	G65 P	1765974	1774574	1779474


Sash - Passive

Sash - Passive / High-Performance™ Low-E4® Sun 3 / Natural Wood Interior				
Low-E4® Sun3 				
		White Exterior	Terratone Exterior	Sandtone Exterior
Unit No.		PINE INTERIOR		
3	G32 P	1765702	1774302	1779202
	G33 P	1765706	1774306	1779206
	G336 P	1765710	1774310	1779210
	G34 P	1765714	1774314	1779214
	G35 P	1765718	1774318	1779218
4	G42 P	1765722	1774322	1779222
	G43 P	1765726	1774326	1779226
	G436 P	1765730	1774330	1779230
	G44 P	1765734	1774334	1779234
	G45 P	1765738	1774338	1779238
5	G53 P	1765746	1774346	1779246
	G536 P	1765750	1774350	1779250
	G54 P	1765754	1774354	1779254
	G55 P	1765758	1774358	1779258
6	G63 P	1765762	1774362	1779262
	G636 P	1765766	1774366	1779266
	G64 P	1765770	1774370	1779270
	G65 P	1765774	1774374	1779274

400 Series Gliding Windows (1991 to Present)

Standard Windows

Sash - Passive

Sash - Passive / High-Performance™ Low-E4® Sun 3 / Prefinished Interior				
Low-E4® Sun3 				
Unit No.	White Exterior	Terratone Exterior	Sandtone Exterior	
	White Interior	Sandtone Interior	Sandtone Interior	
3	G32 P	1766102	1774702	1779602
	G33 P	1766106	1774706	1779606
	G336 P	1766110	1774710	1779610
	G34 P	1766114	1774714	1779614
	G35 P	1766118	1774718	1779618
4	G42 P	1766122	1774722	1779622
	G43 P	1766126	1774726	1779626
	G436 P	1766130	1774730	1779630
	G44 P	1766134	1774734	1779634
	G45 P	1766138	1774738	1779638
5	G53 P	1766146	1774746	1779646
	G536 P	1766150	1774750	1779650
	G54 P	1766154	1774754	1779654
	G55 P	1766158	1774758	1779658
6	G63 P	1766162	1774762	1779662
	G636 P	1766166	1774766	1779666
	G64 P	1766170	1774770	1779670
	G65 P	1766174	1774774	1779674

Sash - Passive / High-Performance™ Sun II / Natural Wood Interior

Note:
Available by description. Sashes have natural wood interior and lock mechanism applied.

Sash - Passive / High-Performance™ Sun II / Prefinished Interior

Note:
Available by description. Sashes have lock mechanism applied.

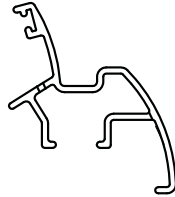
Sash - Passive

Cover

Cover - Passive / Meeting Stile Ref. No. 10p [page 8](#)

Note:

Meeting stile cover is galvanized rolled steel.



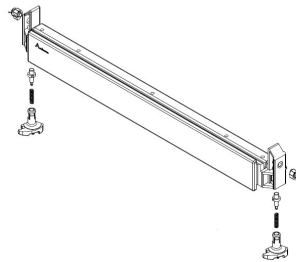
Unit No.	Size	White	Terratone	Sandtone	Canvas	Dark Bronze	Black
G2	19 ⁴⁹ / ₆₄	1768102	1776602	1782002	9074626	9074480	9127222
G3	32 ⁴⁹ / ₆₄	1768106	1776606	1782006	9074627	9074481	9127223
G36	38 ⁴⁹ / ₆₄	1768110	1776610	1782010	9074628	9074482	9127224
G4	44 ⁴⁹ / ₆₄	1768114	1776614	1782014	9074629	9074483	9127225
G5	56 ⁴⁹ / ₆₄	1768116	1776616	1782016	9074630	9074484	9127226

Filler

Filler - Passive / Bottom Rail with Screws Ref. No. 15 [page 8](#)

Note:

Passive bottom rail filler includes bottom [glides](#).



Unit No.	Size	White	Terratone	Sandtone	Forest-Green	Canvas	Dark Bronze	Black
G3	17 ⁵ / ₆₄	1768002	1776502	1781902	9074961	9074951	9074941	9129340
G4	23 ⁵ / ₆₄	1768006	1776506	1781906	9074962	9074952	9074942	9129341
G5	29 ⁵ / ₆₄	1768010	1776510	1781910	9074963	9074953	9074943	9129342
G6	35 ⁵ / ₆₄	1768014	1776514	1781914	9074964	9074954	9074944	9129343



Shared Sash Parts

Weatherstrip



Note:

White and Canvas units use white weatherstrip. Sandtone, Terratone, Forest Green and Dark Bronze units use gray weatherstrip.

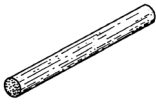
Weatherstrip - Stile Ref. No. 9 [page 8](#)

 	Unit No.	Dimension	White	Gray
	G2	18 ⁵⁵ / ₆₄	1768210	1776710
	G3	31 ⁵³ / ₆₄	1768212	1776712
	G36	37 ⁵³ / ₆₄	1768214	1776714
	G4	43 ⁵³ / ₆₄	1768216	1776716
	G5	55 ⁵³ / ₆₄	1768218	1776718

Weatherstrip - Rail Ref. No. 3 [page 8](#)

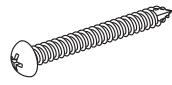
 	Unit No.	Dimension	White	Gray
	G3	16 ⁶¹ / ₆₄	1768202	1776702
	G4	22 ⁶¹ / ₆₄	1768204	1776704
	G5	28 ⁶¹ / ₆₄	1768206	1776706
	G6	34 ⁶¹ / ₆₄	1768208	1776708

Weatherstrip - Corner Foam


	Order No.
	8102601

Sash Screws

Screw - Sash

	Description	Finish	Order No.	
		8-15 x 1 1/2 PH round 430SS typ 17	White	3621750
		Gray	3621760	

Screw - Sash

	Description	Finish	Order No.
		8-15 x 1 PH oval Z-D typ AB	Steel

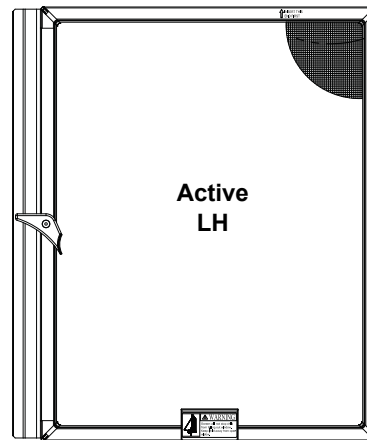
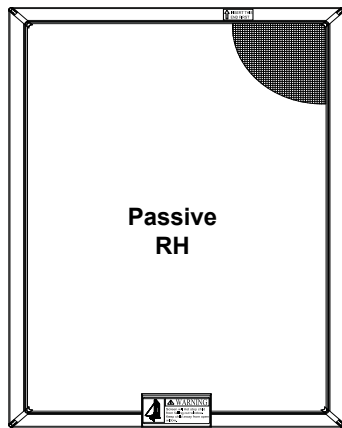
Insect Screens

Insect Screens - TruScene™ Screens

Note: Full Two-Piece Insect Screen

Left-hand insect screen includes astragal and locking lever. Individual replacement insect screens for standard full (2 piece). See [Accessory Guide 0004356](#).

Insect Screen - TruScene™ / Full (2 Piece)



Unit No.	Dimensions	White	Terratone	Sandtone	Forest Green	Canvas	Dark Bronze	Black
G32	16 9/16 × 21 11/32	1780502	1782702	1783302	1703073	9074726	9074580	9128900
G33	16 9/16 × 34 11/32	1780506	1782706	1783306	1703074	9074727	9074581	9128901
G336	16 9/16 × 40 11/32	1780510	1782710	1783310	1703075	9074728	9074582	9128902
G34	16 9/16 × 46 11/32	1780514	1782714	1783314	1703076	9074729	9074583	9128903
G35	16 9/16 × 58 11/32	1780518	1782718	1783318	1703077	9074730	9074584	9128904
G42	22 9/16 × 21 11/32	1780522	1782722	1783322	1703078	9074731	9074585	9128905
G43	22 9/16 × 34 11/32	1780526	1782726	1783326	1703079	9074732	9074586	9128906
G436	22 9/16 × 40 11/32	1780530	1782730	1783330	1703080	9074733	9074587	9128907
G44	22 9/16 × 46 11/32	1780534	1782734	1783334	1703081	9074734	9074588	9128908
G45	22 9/16 × 58 11/32	1780538	1782738	1783338	1703082	9074735	9074589	9128909
G53	28 9/16 × 34 11/32	1780546	1782746	1783346	1703083	9074736	9074590	9128910
G536	28 9/16 × 40 11/32	1780550	1782750	1783350	1703084	9074737	9074591	9128911
G54	28 9/16 × 46 11/32	1780554	1782754	1783354	1703085	9074738	9074592	9128912
G55	28 9/16 × 58 11/32	1780558	1782758	1783358	1703086	9074739	9074593	9128913
G63	34 9/16 × 34 11/32	1780562	1782762	1783362	1703087	9074740	9074594	9128914
G636	34 9/16 × 40 11/32	1780566	1782766	1783366	1703088	9074741	9074595	9128915
G64	34 9/16 × 46 11/32	1780570	1782770	1783370	1703089	9074742	9074596	9128916
G65	34 9/16 × 58 11/32	1780574	1782774	1783374	1703090	9074743	9074597	9128917

400 Series Gliding Windows (1991 to Present)

Standard Windows

Insect Screens

Insect Screen - TruScene™ / Panel (Single)									
Unit No.	Dimensions	White		Terratone		Sandtone		Forest Green	
		Left	Right	Left	Right	Left	Right	Left	Right
G32	16 9/16 × 21 11/32	1781602	1781702	1782902	1783202	1783502	1783702	9076448	9074840
G33	16 9/16 × 34 11/32	1781606	1781706	1782906	1783206	1783506	1783706	9076449	9074841
G336	16 9/16 × 40 11/32	1781610	1781710	1782910	1783210	1783510	1783710	9076450	9074842
G34	16 9/16 × 46 11/32	1781614	1781714	1782914	1783214	1783514	1783714	9076451	9074843
G35	16 9/16 × 58 11/32	1781618	1781718	1782918	1783218	1783518	1783718	9076452	9074844
G42	22 9/16 × 21 11/32	1781622	1781722	1782922	1783222	1783522	1783722	9076453	9074845
G43	22 9/16 × 34 11/32	1781626	1781726	1782926	1783226	1783526	1783726	9076454	9074846
G436	22 9/16 × 40 11/32	1781630	1781730	1782930	1783230	1783530	1783730	9076455	9074847
G44	22 9/16 × 46 11/32	1781634	1781734	1782934	1783234	1783534	1783734	9076456	9074848
G45	22 9/16 × 58 11/32	1781638	1781738	1782938	1783238	1783538	1783738	9076457	9074849
G53	28 9/16 × 34 11/32	1781646	1781746	1782946	1783246	1783546	1783746	9076458	9074850
G536	28 9/16 × 40 11/32	1781650	1781750	1782950	1783250	1783550	1783750	9076459	9074851
G54	28 9/16 × 46 11/32	1781654	1781754	1782954	1783254	1783554	1783754	9076460	9074852
G55	28 9/16 × 58 11/32	1781658	1781758	1782958	1783258	1783558	1783758	9076461	9074853
G63	34 9/16 × 34 11/32	1781662	1781762	1782962	1783262	1783562	1783762	9076462	9074854
G636	34 9/16 × 40 11/32	1781666	1781766	1782966	1783266	1783566	1783766	9076463	9074855
G64	34 9/16 × 46 11/32	1781670	1781770	1782970	1783270	1783570	1783770	9076464	9074856
G65	34 9/16 × 58 11/32	1781674	1781774	1782974	1783274	1783574	1783774	9076465	9074857

Insect Screen - TruScene™ / Panel (Single)							
Unit No.	Dimensions	Canvas		Dark Bronze		Black	
		Left	Right	Left	Right	Left	Right
G32	16 9/16 × 21 11/32	9076430	9074708	9076412	9074562	9128502	9128484
G33	16 9/16 × 34 11/32	9076431	9074709	9076413	9074563	9128503	9128485
G336	16 9/16 × 40 11/32	9076432	9074710	9076414	9074564	9128504	9128486
G34	16 9/16 × 46 11/32	9076433	9074711	9076415	9074565	9128505	9128487
G35	16 9/16 × 58 11/32	9076434	9074712	9076416	9074566	9128506	9128488
G42	22 9/16 × 21 11/32	9076435	9074713	9076417	9074567	9128507	9128489
G43	22 9/16 × 34 11/32	9076436	9074714	9076418	9074568	9128508	9128490
G436	22 9/16 × 40 11/32	9076437	9074715	9076419	9074569	9128509	9128491
G44	22 9/16 × 46 11/32	9076438	9074716	9076420	9074570	9128510	9128492
G45	22 9/16 × 58 11/32	9076439	9074717	9076421	9074571	9128511	9128493
G53	28 9/16 × 34 11/32	9076440	9074718	9076422	9074572	9128512	9128494
G536	28 9/16 × 40 11/32	9076441	9074719	9076423	9074573	9128513	9128495
G54	28 9/16 × 46 11/32	9076442	9074720	9076424	9074574	9128514	9128496
G55	28 9/16 × 58 11/32	9076443	9074721	9076425	9074575	9128515	9128497
G63	34 9/16 × 34 11/32	9076444	9074722	9076426	9074576	9128516	9128498
G636	34 9/16 × 40 11/32	9076445	9074723	9076427	9074577	9128517	9128499
G64	34 9/16 × 46 11/32	9076446	9074724	9076428	9074578	9128518	9128500
G65	34 9/16 × 58 11/32	9076447	9074725	9076429	9074579	9128519	9128501

Insect Screens

Insect Screen - TruScene™ / (Single)

Note:

Pass-thru insect screens can be opened. See [Accessory Guide 0004357](#).

Unit No.	Dimensions	White	Terratone	Sandtone	Forest Green	Canvas	Dark Bronze	Black
G43	22 ⁹ / ₁₆ × 34 ¹¹ / ₃₂	1780826	1782826	1783426	1703091	9074744	9074598	9129157
G436	22 ⁹ / ₁₆ × 40 ¹¹ / ₃₂	1780830	1782830	1783430	1703092	9074745	9074599	9129158
G53	28 ⁹ / ₁₆ × 34 ¹¹ / ₃₂	1780846	1782846	1783446	1703093	9074746	9074600	9129159
G536	28 ⁹ / ₁₆ × 40 ¹¹ / ₃₂	1780850	1782850	1783450	1703094	9074747	9074601	9129160

400 Series Gliding Windows (1991 to Present)

Standard Windows

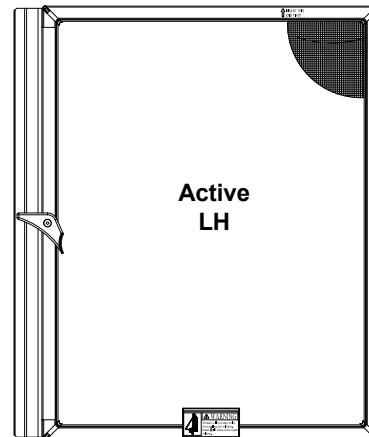
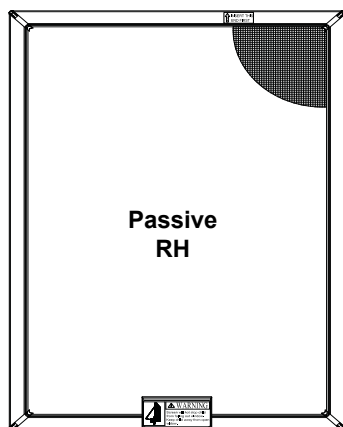
Insect Screens

Insect Screens - Standard Screens

Insect Screen - Standard / Full (2 Piece)

Note:

Left-hand insect screen includes astragal and locking lever. Individual replacement insect screens for standard full (2 piece). See [Accessory Guide 0004356](#).



Unit No.	Dimensions	White	Terratone	Sandtone	Forest Green	Canvas	Dark Bronze	Black
G32	16 ⁹ / ₁₆ × 21 ¹¹ / ₃₂	1763602	1772602	1778202	1703051	9074667	9074521	9128444
G33	16 ⁹ / ₁₆ × 34 ¹¹ / ₃₂	1763606	1772606	1778206	1703052	9074668	9074522	9128445
G336	16 ⁹ / ₁₆ × 40 ¹¹ / ₃₂	1763610	1772610	1778210	1703053	9074669	9074523	9128446
G34	16 ⁹ / ₁₆ × 46 ¹¹ / ₃₂	1763614	1772614	1778214	1703054	9074670	9074524	9128447
G35	16 ⁹ / ₁₆ × 58 ¹¹ / ₃₂	1763618	1772618	1778218	1703055	9074671	9074525	9128448
G42	22 ⁹ / ₁₆ × 21 ¹¹ / ₃₂	1763622	1772622	1778222	1703056	9074672	9074526	9128449
G43	22 ⁹ / ₁₆ × 34 ¹¹ / ₃₂	1763626	1772626	1778226	1703057	9074673	9074527	9128450
G436	22 ⁹ / ₁₆ × 40 ¹¹ / ₃₂	1763630	1772630	1778230	1703058	9074674	9074528	9128451
G44	22 ⁹ / ₁₆ × 46 ¹¹ / ₃₂	1763634	1772634	1778234	1703059	9074675	9074529	9128452
G45	22 ⁹ / ₁₆ × 58 ¹¹ / ₃₂	1763638	1772638	1778238	1703060	9074676	9074530	9128453
G52	28 ⁹ / ₁₆ × 21 ¹¹ / ₃₂							
G53	28 ⁹ / ₁₆ × 34 ¹¹ / ₃₂	1763646	1772646	1778246	1703061	9074677	9074531	9128454
G536	28 ⁹ / ₁₆ × 40 ¹¹ / ₃₂	1763650	1772650	1778250	1703062	9074678	9074532	9128455
G54	28 ⁹ / ₁₆ × 46 ¹¹ / ₃₂	1763654	1772654	1778254	1703063	9074679	9074533	9128456
G55	28 ⁹ / ₁₆ × 58 ¹¹ / ₃₂	1763658	1772658	1778258	1703064	9074680	9074534	9128457
G62	34 ⁹ / ₁₆ × 21 ¹¹ / ₃₂							
G63	34 ⁹ / ₁₆ × 34 ¹¹ / ₃₂	1763662	1772662	1778262	1703065	9074681	9074535	9128458
G636	34 ⁹ / ₁₆ × 40 ¹¹ / ₃₂	1763666	1772666	1778266	1703066	9074682	9074536	9128459
G64	34 ⁹ / ₁₆ × 46 ¹¹ / ₃₂	1763670	1772670	1778270	1703067	9074683	9074537	9128460
G65	34 ⁹ / ₁₆ × 58 ¹¹ / ₃₂	1763674	1772674	1778274	1703068	9074684	9074538	9128461

Insect Screens

Insect Screen - Standard / Panel (Single)									
Note: Left-hand insect screen includes astragal and locking lever. Individual replacement insect screens for standard full (2 piece).									
Unit No.	Dimensions	White		Terratone		Sandtone		Forest Green	
		Left	Right	Left	Right	Left	Right	Left	Right
G32	16 ⁹ / ₁₆ × 21 ¹¹ / ₃₂	1767002	1767102	1775602	1775702	1780302	1780402	9076502	9076556
G33	16 ⁹ / ₁₆ × 34 ¹¹ / ₃₂	1767006	1767106	1775606	1775706	1780306	1780406	9076503	9076557
G336	16 ⁹ / ₁₆ × 40 ¹¹ / ₃₂	1767010	1767110	1775610	1775710	1780310	1780410	9076504	9076558
G34	16 ⁹ / ₁₆ × 46 ¹¹ / ₃₂	1767014	1767114	1775614	1775714	1780314	1780414	9076505	9076559
G35	16 ⁹ / ₁₆ × 58 ¹¹ / ₃₂	1767018	1767118	1775618	1775718	1780318	1780418	9076506	9076560
G42	22 ⁹ / ₁₆ × 21 ¹¹ / ₃₂	1767022	1767122	1775622	1775722	1780322	1780422	9076507	9076561
G43	22 ⁹ / ₁₆ × 34 ¹¹ / ₃₂	1767026	1767126	1775626	1775726	1780326	1780426	9076508	9076562
G436	22 ⁹ / ₁₆ × 40 ¹¹ / ₃₂	1767030	1767130	1775630	1775730	1780330	1780430	9076509	9076563
G44	22 ⁹ / ₁₆ × 46 ¹¹ / ₃₂	1767034	1767134	1775634	1775734	1780334	1780434	9076510	9076564
G45	22 ⁹ / ₁₆ × 58 ¹¹ / ₃₂	1767038	1767138	1775638	1775738	1780338	1780438	9076511	9076565
G52	28 ⁹ / ₁₆ × 21 ¹¹ / ₃₂								
G53	28 ⁹ / ₁₆ × 34 ¹¹ / ₃₂	1767046	1767146	1775646	1775746	1780346	1780446	9076512	9076566
G536	28 ⁹ / ₁₆ × 40 ¹¹ / ₃₂	1767050	1767150	1775650	1775750	1780350	1780450	9076513	9076567
G54	28 ⁹ / ₁₆ × 46 ¹¹ / ₃₂	1767054	1767154	1775654	1775754	1780354	1780454	9076514	9076568
G55	28 ⁹ / ₁₆ × 58 ¹¹ / ₃₂	1767058	1767158	1775658	1775758	1780358	1780458	9076515	9076569
G62	34 ⁹ / ₁₆ × 21 ¹¹ / ₃₂								
G63	34 ⁹ / ₁₆ × 34 ¹¹ / ₃₂	1767062	1767162	1775662	1775762	1780362	1780462	9076516	9076570
G636	34 ⁹ / ₁₆ × 40 ¹¹ / ₃₂	1767066	1767166	1775666	1775766	1780366	1780466	9076517	9076571
G64	34 ⁹ / ₁₆ × 46 ¹¹ / ₃₂	1767070	1767170	1775670	1775770	1780370	1780470	9076518	9076572
G65	34 ⁹ / ₁₆ × 58 ¹¹ / ₃₂	1767074	1767174	1775674	1775774	1780374	1780474	9076519	9076573

400 Series Gliding Windows (1991 to Present)

Standard Windows

Insect Screens

Insect Screen - Standard / Panel (Single - continued)							
Note: Left-hand insect screen includes astragal and locking lever. Individual replacement insect screens for standard full (2 piece).							
Unit No.	Dimensions	Canvas		Dark Bronze		Black	
		Left	Right	Left	Right	Left	Right
G32	16 ⁹ / ₁₆ × 21 ¹¹ / ₃₂	9076484	9076538	9076466	9076520	9128520	9128538
G33	16 ⁹ / ₁₆ × 34 ¹¹ / ₃₂	9076485	9076539	9076467	9076521	9128521	9128539
G336	16 ⁹ / ₁₆ × 40 ¹¹ / ₃₂	9076486	9076540	9076468	9076522	9128522	9128540
G34	16 ⁹ / ₁₆ × 46 ¹¹ / ₃₂	9076487	9076541	9076469	9076523	9128523	9128541
G35	16 ⁹ / ₁₆ × 58 ¹¹ / ₃₂	9076488	9076542	9076470	9076524	9128524	9128542
G42	22 ⁹ / ₁₆ × 21 ¹¹ / ₃₂	9076489	9076543	9076471	9076525	9128525	9128543
G43	22 ⁹ / ₁₆ × 34 ¹¹ / ₃₂	9076490	9076544	9076472	9076526	9128526	9128544
G436	22 ⁹ / ₁₆ × 40 ¹¹ / ₃₂	9076491	9076545	9076473	9076527	9128527	9128545
G44	22 ⁹ / ₁₆ × 46 ¹¹ / ₃₂	9076492	9076546	9076474	9076528	9128528	9128546
G45	22 ⁹ / ₁₆ × 58 ¹¹ / ₃₂	9076493	9076547	9076475	9076529	9128529	9128547
G52	28 ⁹ / ₁₆ × 21 ¹¹ / ₃₂						
G53	28 ⁹ / ₁₆ × 34 ¹¹ / ₃₂	9076494	9076548	9076476	9076530	9128530	9128548
G536	28 ⁹ / ₁₆ × 40 ¹¹ / ₃₂	9076495	9076549	9076477	9076531	9128531	9128549
G54	28 ⁹ / ₁₆ × 46 ¹¹ / ₃₂	9076496	9076550	9076478	9076532	9128532	9128550
G55	28 ⁹ / ₁₆ × 58 ¹¹ / ₃₂	9076497	9076551	9076479	9076533	9128533	9128551
G62	34 ⁹ / ₁₆ × 21 ¹¹ / ₃₂						
G63	34 ⁹ / ₁₆ × 34 ¹¹ / ₃₂	9076498	9076552	9076480	9076534	9128534	9128552
G636	34 ⁹ / ₁₆ × 40 ¹¹ / ₃₂	9076499	9076553	9076481	9076535	9128535	9128553
G64	34 ⁹ / ₁₆ × 46 ¹¹ / ₃₂	9076500	9076554	9076482	9076536	9128536	9128554
G65	34 ⁹ / ₁₆ × 58 ¹¹ / ₃₂	9076501	9076555	9076483	9076537	9128537	9128555

Insect Screen - Standard / Pass Thru (Single)								
Note: Pass-thru insect screens can be opened.								
Unit No.	Dimensions	White	Terratone	Sandtone	Forest Green	Canvas	Dark Bronze	Black
G43	22 ⁹ / ₁₆ × 34 ¹¹ / ₃₂	1763726	1772726	1778326	1703069	9074703	9074557	9128480
G436	22 ⁹ / ₁₆ × 40 ¹¹ / ₃₂	1763730	1772730	1778330	1703070	9074704	9074558	9128481
G53	28 ⁹ / ₁₆ × 34 ¹¹ / ₃₂	1763746	1772746	1778346	1703071	9074705	9074559	9128482
G536	28 ⁹ / ₁₆ × 40 ¹¹ / ₃₂	1763750	1772750	1778350	1703072	9074706	9074560	9128483

Insect Screens

Insect Screen Parts

Astragal - Pass Through / Insect Screen

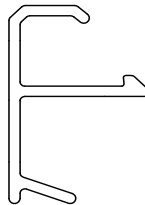
Note:

Sizes not shown available by description.




Unit No.	Size	White	Terratone	Sandtone	Forest Green	Canvas	Dark Bronze	Black
G3	N/A	8101405	8101406	8101407	9074764	9074623	9074477	9127065
G36	N/A	8101408	8101409	8101410	9074765	9074624	9074478	9127066

Insect Screen Panel Interlock - Pass Through / Weatherstrip



Unit No.	Size	White	Terratone	Sandtone	Forest Green	Canvas	Dark Bronze	Black
G43	33 ⁷ / ₈	8101411	9055333	9055337	9074887	9074755	9074614	9129326
G436	39 ⁷ / ₈	8101412	9055334	9055338	9074888	9074756	9074615	9129327
G53	33 ⁷ / ₈	8101413	9055335	9055339	9074889	9074757	9074616	9129328
G536	39 ⁷ / ₈	8101414	9055336	9055340	9074890	9074758	9074617	9129329

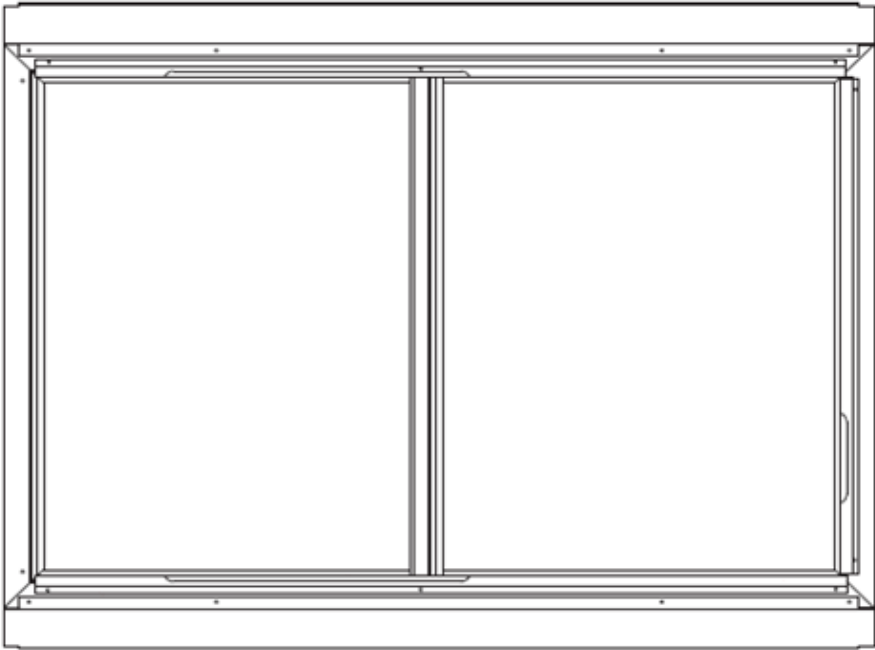
Insect Screen - Lift/Handle



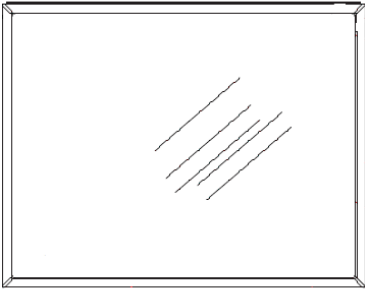
Color	Order No.
White	1767910
Terratone	1776408
Sandtone	1781808
Canvas	By description
Dark Bronze	By description
Black	By description

Combination Units

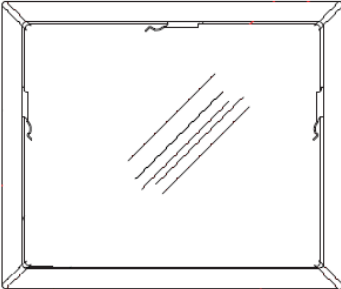
Combination Unit Illustration



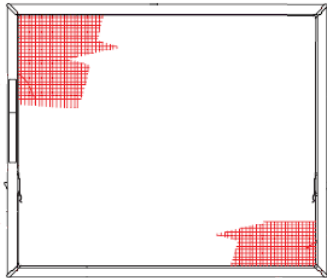
Combination Unit Assembly



Sash Panel-Operating



Sash Panel-Stationary



Insect Screen

Gliding Window Combination Unit Parts

Unit viewed from interior.

Combination Units

Combination Unit Assembly

Combination Unit

Note:

These combination windows are for use with units manufactured 1991 to present. Unit ships with side jamb filler channels, panel pull, rivets and fasteners. See [Accessory Guide 0005191](#).

Unit No.	Dimensions (w x h)	White	Terratone	Sandtone
G32	33 × 21 ³ / ₈	1766801	1775001	1779801
G33	33 × 34 ³ / ₈	1766802	1775002	1779802
G336	33 × 40 ³ / ₈	1766803	1775003	1779803
G34	33 × 46 ³ / ₈	1766804	1775004	1779804
G35	33 × 58 ³ / ₈	1766805	1775005	1779805
G42	45 × 21 ³ / ₈	1766806	1775006	1779806
G43	45 × 34 ³ / ₈	1766807	1775007	1779807
G436	45 × 40 ³ / ₈	1766808	1775008	1779808
G44	45 × 46 ³ / ₈	1766809	1775009	1779809
G45	45 × 58 ³ / ₈	1766810	1775010	1779810
G53	57 × 34 ³ / ₈	1766811	1775011	1779811
G536	57 × 40 ³ / ₈	1766812	1775012	1779812
G54	57 × 46 ³ / ₈	1766813	1775013	1779813
G55	57 × 58 ³ / ₈	1766814	1775014	1779814
G63	69 × 34 ³ / ₈	1766815	1775015	1779815
G636	69 × 40 ³ / ₈	1766816	1775016	1779816
G64	69 × 46 ³ / ₈	1766817	1775017	1779817
G65	69 × 58 ³ / ₈	1766818	1775018	1779818

Panels - Combination

Panel - Combination / Operating

Unit No.	Dimensions (w x h)	White	Terratone	Sandtone	Unit No.	Dimensions (w x h)	White	Terratone	Sandtone
G32	15 ¹ / ₈ " × 15 ³ / ₄ "	1766837	1775037	1779837	G45	21 ¹ / ₈ " × 52 ³ / ₄ "	1766846	1775046	1779846
G33	15 ¹ / ₈ " × 28 ³ / ₄ "	1766838	1775038	1779838	G53	27 ¹ / ₈ " × 28 ³ / ₄ "	1766847	1775047	1779847
G336	15 ¹ / ₈ " × 34 ³ / ₄ "	1766839	1775039	1779839	G536	27 ¹ / ₈ " × 34 ³ / ₄ "	1766848	1775048	1779848
G34	15 ¹ / ₈ " × 40 ³ / ₄ "	1766840	1775040	1779840	G54	27 ¹ / ₈ " × 40 ³ / ₄ "	1766849	1775049	1779849
G35	15 ¹ / ₈ " × 52 ³ / ₄ "	1766841	1775041	1779841	G55	27 ¹ / ₈ " × 52 ³ / ₄ "	1766850	1775050	1779850
G42	21 ¹ / ₈ " × 15 ³ / ₄ "	1766842	1775042	1779842	G63	33 ¹ / ₈ " × 28 ³ / ₄ "	1766851	1775051	1779851
G43	21 ¹ / ₈ " × 28 ³ / ₄ "	1766843	1775043	1779843	G636	33 ¹ / ₈ " × 34 ³ / ₄ "	1766852	1775052	1779852
G436	21 ¹ / ₈ " × 34 ³ / ₄ "	1766844	1775044	1779844	G64	33 ¹ / ₈ " × 40 ³ / ₄ "	1766853	1775053	1779853
G44	21 ¹ / ₈ " × 40 ³ / ₄ "	1766845	1775045	1779845	G65	33 ¹ / ₈ " × 52 ³ / ₄ "	1766854	1775054	1779854

400 Series Gliding Windows (1991 to Present)

Standard Windows

Combination Units

Panel - Combination / Stationary									
Unit No.	Dimensions (w x h)	White	Terratone	Sandtone	Unit No.	Dimensions (w x h)	White	Terratone	Sandtone
G32	14 ²⁵ / ₃₂ " × 15 ¹ / ₄ "	1766855	1775055	1779855	G45	20 ²⁵ / ₃₂ " × 52 ¹ / ₄ "	1766864	1775064	1779864
G33	14 ²⁵ / ₃₂ " × 28 ¹ / ₄ "	1766856	1775056	1779856	G53	26 ²⁵ / ₃₂ " × 28 ¹ / ₄ "	1766865	1775065	1779865
G336	14 ²⁵ / ₃₂ " × 34 ¹ / ₄ "	1766857	1775057	1779857	G536	26 ²⁵ / ₃₂ " × 34 ¹ / ₄ "	1766866	1775066	1779866
G34	14 ²⁵ / ₃₂ " × 40 ¹ / ₄ "	1766858	1775058	1779858	G54	26 ²⁵ / ₃₂ " × 40 ¹ / ₄ "	1766867	1775067	1779867
G35	14 ²⁵ / ₃₂ " × 52 ¹ / ₄ "	1766859	1775059	1779859	G55	26 ²⁵ / ₃₂ " × 52 ¹ / ₄ "	1766868	1775068	1779868
G42	20 ²⁵ / ₃₂ " × 15 ¹ / ₄ "	1766860	1775060	1779860	G63	32 ²⁵ / ₃₂ " × 28 ¹ / ₄ "	1766869	1775069	1779869
G43	20 ²⁵ / ₃₂ " × 28 ¹ / ₄ "	1766861	1775061	1779861	G636	32 ²⁵ / ₃₂ " × 34 ¹ / ₄ "	1766870	1775070	1779870
G436	20 ²⁵ / ₃₂ " × 34 ¹ / ₄ "	1766862	1775062	1779862	G64	32 ²⁵ / ₃₂ " × 40 ¹ / ₄ "	1766871	1775071	1779871
G44	20 ²⁵ / ₃₂ " × 40 ¹ / ₄ "	1766863	1775063	1779863	G65	32 ²⁵ / ₃₂ " × 52 ¹ / ₄ "	1766872	1775072	1779872

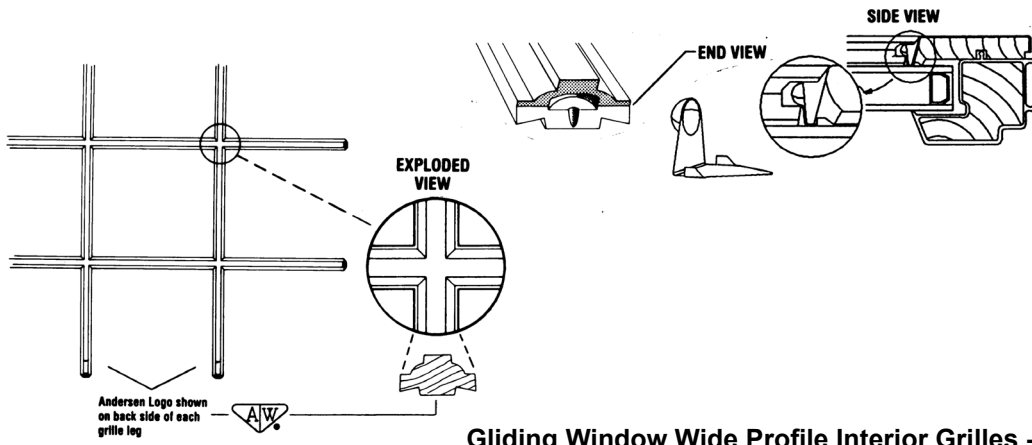
Insect Screens - Combination								
Insect Screen - Combination								
Unit No.	Dimensions (w x h)	White	Terratone	Sandtone	Forest Green	Canvas	Dark Bronze	Black
G32	15 ³ / ₈ " × 15 ⁷ / ₃₂ "	1767181	1775781	1778281	9074821	9074685	9074539	9128462
G33	15 ³ / ₈ " × 28 ⁷ / ₃₂ "	1767182	1775782	1778282	9074822	9074686	9074540	9128463
G336	15 ³ / ₈ " × 34 ⁷ / ₃₂ "	1767183	1775783	1778283	9074823	9074687	9074541	9128464
G34	15 ³ / ₈ " × 40 ⁷ / ₃₂ "	1767184	1775784	1778284	9074824	9074688	9074542	9128465
G35	15 ³ / ₈ " × 52 ⁷ / ₃₂ "	1767185	1775785	1778285	9074825	9074689	9074543	9128466
G42	21 ³ / ₈ " × 15 ⁷ / ₃₂ "	1767186	1775786	1778286	9074826	9074690	9074544	9128467
G43	21 ³ / ₈ " × 28 ⁷ / ₃₂ "	1767187	1775787	1778287	9074827	9074691	9074545	9128468
G436	21 ³ / ₈ " × 34 ⁷ / ₃₂ "	1767188	1775788	1778288	9074828	9074692	9074546	9128469
G44	21 ³ / ₈ " × 40 ⁷ / ₃₂ "	1767189	1775789	1778289	9074829	9074693	9074547	9128470
G45	21 ³ / ₈ " × 52 ⁷ / ₃₂ "	1767190	1775790	1778290	9074830	9074694	9074548	9128471
G53	27 ³ / ₈ " × 28 ⁷ / ₃₂ "	1767191	1775791	1778291	9074831	9074695	9074549	9128472
G536	27 ³ / ₈ " × 34 ⁷ / ₃₂ "	1767192	1775792	1778292	9074832	9074696	9074550	9128473
G54	27 ³ / ₈ " × 40 ⁷ / ₃₂ "	1767193	1775793	1778293	9074833	9074697	9074551	9128474
G55	27 ³ / ₈ " × 52 ⁷ / ₃₂ "	1767194	1775794	1778294	9074834	9074698	9074552	9128475
G63	33 ³ / ₈ " × 28 ⁷ / ₃₂ "	1767195	1775795	1778295	9074835	9074699	9074553	9128476
G636	33 ³ / ₈ " × 34 ⁷ / ₃₂ "	1767196	1775796	1778296	9074836	9074700	9074554	9128477
G64	33 ³ / ₈ " × 40 ⁷ / ₃₂ "	1767197	1775797	1778297	9074837	9074701	9074555	9128478
G65	33 ³ / ₈ " × 52 ⁷ / ₃₂ "	1767198	1775798	1778298	9074865	9074702	9074556	9128479

Grilles

Interior Grilles

Note:

See [Accessory Guide 0005285](#). Grilles include fasteners.



Interior Grille - Colonial / 3/4" Wood

Unit No.	Dimensions (w x h)	Exterior						
		White	Terratone	Sandtone	Forest Green	Canvas	Dark Bronze	Black
		Interior						
		White	Terratone	Sandtone	Forest Green	Canvas	Dark Bronze	Black
G32	12 11/16 × 14 7/16	1763902	1772902	1778502	9074785	9074649	9074503	9128373
G33	12 11/16 × 27 7/16	1763906	1772906	1778506	9074786	9074650	9074504	9128374
G336	12 11/16 × 33 7/16	1763910	1772910	1778510	9074787	9074651	9074505	9128375
G34	12 11/16 × 39 7/16	1763914	1772914	1778514	9074788	9074652	9074506	9128376
G35	12 11/16 × 51 7/16	1763918	1772918	1778518	9074789	9074653	9074507	9128377
G42	18 11/16 × 14 7/16	1763922	1772922	1778522	9074790	9074654	9074508	9128378
G43	18 11/16 × 27 7/16	1763926	1772926	1778526	9074791	9074655	9074509	9128379
G436	18 11/16 × 33 7/16	1763930	1772930	1778530	9074792	9074656	9074510	9128380
G44	18 11/16 × 39 7/16	1763934	1772934	1778534	9074793	9074657	9074511	9128381
G45	18 11/16 × 51 7/16	1763938	1772938	1778538	9074794	9074658	9074512	9128382
G53	24 11/16 × 27 7/16	1763946	1772946	1778546	9074795	9074659	9074513	9128383
G536	24 11/16 × 33 7/16	1763950	1772950	1778550	9074796	9074660	9074514	9128384
G54	24 11/16 × 39 7/16	1763954	1772954	1778554	9074797	9074661	9074515	9128385
G55	24 11/16 × 51 7/16	1763958	1772958	1778558	9074798	9074662	9074516	9128386
G63	30 11/16 × 27 7/16	1763962	1772962	1778562	9074799	9074663	9074517	9128387
G636	30 11/16 × 33 7/16	1763966	1772966	1778566	9074800	9074664	9074518	9128388
G64	30 11/16 × 39 7/16	1763970	1772970	1778570	9074801	9074665	9074519	9128389
G65	30 11/16 × 51 7/16	1763974	1772974	1778574	9074802	9074666	9074520	9128390

400 Series Gliding Windows (1991 to Present)

Standard Windows

Grilles

Interior Grille - Colonial / 3/4" Wood / Natural Wood Interior								
Unit No.	Dimensions (w x h)	Exterior						
		White	Terratone	Sandtone	Forest Green	Canvas	Dark Bronze	Black
		Maple Interior						
G32	12 11/16 × 14 7/16	1763802	1772802	1778402	9074767	9074631	9074485	9128355
G33	12 11/16 × 27 7/16	1763806	1772806	1778406	9074768	9074632	9074486	9128356
G336	12 11/16 × 33 7/16	1763810	1772810	1778410	9074769	9074633	9074487	9128357
G34	12 11/16 × 39 7/16	1763814	1772814	1778414	9074770	9074634	9074488	9128358
G35	12 11/16 × 51 7/16	1763818	1772818	1778418	9074771	9074635	9074489	9128359
G42	18 11/16 × 14 7/16	1763822	1772822	1778422	9074772	9074636	9074490	9128360
G43	18 11/16 × 27 7/16	1763826	1772826	1778426	9074773	9074637	9074491	9128361
G436	18 11/16 × 33 7/16	1763830	1772830	1778430	9074774	9074638	9074492	9128362
G44	18 11/16 × 39 7/16	1763834	1772834	1778434	9074775	9074639	9074493	9128363
G45	18 11/16 × 51 7/16	1763838	1772838	1778438	9074776	9074640	9074494	9128364
G53	24 11/16 × 27 7/16	1763846	1772846	1778446	9074777	9074641	9074495	9128365
G536	24 11/16 × 33 7/16	1763850	1772850	1778450	9074778	9074642	9074496	9128366
G54	24 11/16 × 39 7/16	1763854	1772854	1778454	9074779	9074643	9074497	9128367
G55	24 11/16 × 51 7/16	1763858	1772858	1778458	9074780	9074644	9074498	9128368
G63	30 11/16 × 27 7/16	1763862	1772862	1778462	9074781	9074645	9074499	9128369
G636	30 11/16 × 33 7/16	1763866	1772866	1778466	9074782	9074646	9074500	9128370
G64	30 11/16 × 39 7/16	1763870	1772870	1778470	9074783	9074647	9074501	9128371
G65	30 11/16 × 51 7/16	1763874	1772874	1778474	9074784	9074648	9074502	9128372

Grille Parts and Tools

Grille Fastener for Wood Stop



Order No.

1974314

Grille Tool



Order No.

9019326

Hardware

Handle Parts

Handle with Escutcheon Plate and Screws

Note:

See [Accessory Guide 0005192](#). See [Lock Handle Replacement Video](#). See [Hardware Finishes](#).

<p>White Stone Black All other</p>	<p>Includes: (1) Handle (2) #8 x 1" wood screw (2) #6-32 x 5/8" machine screw</p>	Finish	Order No.
		Antique Brass	1705506
		Black	1765210
		Brass	1765202
		Brushed Chrome	N/A
		Chrome	N/A
		Distressed Bronze	1765217
		Distressed Nickel	1765218
		Oil Rubbed Bronze	1765216
		Satin Nickel	1765215
		Stone	1765204
		White	1765206

Handle - Passive Sash with Screws

		Finish	Order No.
		Sandtone	1765220

Handle - Temporary Lock

		Order No.
		1767924

Sash Hardware / Opening Control Device Kit

Opening Control Device Kit

	<p>Kit includes: Device packet, screw packet and Accessory Guide 9050470. See Opening Control Device Installation Video.</p>	Color	Order No.
		Black	9168020
		Stone	9050924
		White	9050923

Screw Pack - Opening Control Device Kit

	<p>Kit includes: Strike plate, sash stopper and screws</p>	Color	Order No.
		Black	9168021
		Stone	9050926
		White	9050925

400 Series Gliding Windows (1991 to Present)

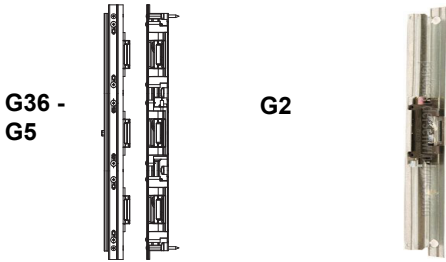
Standard Windows

Hardware


Lock Parts

Complete Lock Mechanism - Active Sash Ref. No. 13 [page 8](#)


Note: Drawing below shows G36 - G5 Lock Mechanisms have three (3) locks. G2 Lock Mechanism one (1) lock image shown. Example a G54 unit would use a G4 Lock Mechanism. See [Lock Mechanism Replacement Video](#). See [fasteners](#).

 <p>G36 - G5</p> <p>G2</p>	Lock #	# of Locks	Order No.
	G2	1	1767930
	G3	2	1767932
	G36	3	1767934
	G4	3	1767936
	G5	3	1767938

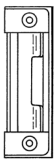
Lock - Center

	Note: Used as lower lock on G3 and only lock on a G2.	Order No.
		1767940

Lock - Upper and Lower

	Order No.
	1767941

Lock - Strike Plate Ref. No. 14 [page 8](#)

	Order No.
	1768604

Screw - Channel to Sash


Description	Order No.
#8 X 2.000" PH PAN T-17 T/ ZC	3621780

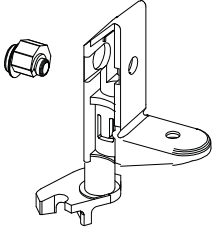
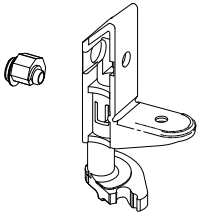
Screw - Lock to Channel

Note:
Screw is not available to order, must order the complete lock mechanism.

Description	Order No.
#10 X 0.500" PH PAN Type AB Z10	N/A

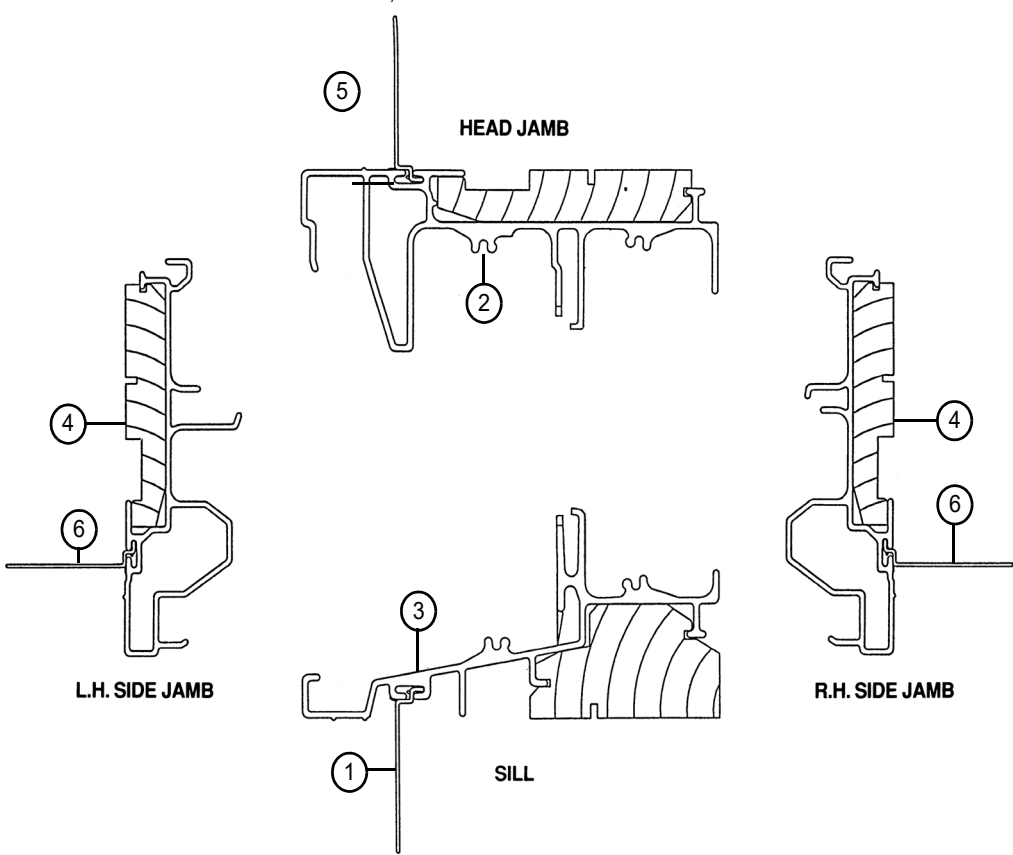
Hardware

Plugs																		
Button - Adjustment Hole																		
		<table border="1"> <thead> <tr> <th>Color</th> <th>Order No.</th> </tr> </thead> <tbody> <tr> <td>White</td> <td>1767908</td> </tr> <tr> <td>Sandtone</td> <td>1781810</td> </tr> <tr> <td>Tycote</td> <td>1776410</td> </tr> <tr> <td>Forest Green</td> <td>By description</td> </tr> <tr> <td>Canvas</td> <td>By description</td> </tr> <tr> <td>Dark Bronze</td> <td>By description</td> </tr> <tr> <td>Black</td> <td>By description</td> </tr> </tbody> </table>	Color	Order No.	White	1767908	Sandtone	1781810	Tycote	1776410	Forest Green	By description	Canvas	By description	Dark Bronze	By description	Black	By description
	Color	Order No.																
	White	1767908																
	Sandtone	1781810																
	Tycote	1776410																
	Forest Green	By description																
	Canvas	By description																
Dark Bronze	By description																	
Black	By description																	

Glides				
Glide - Top Shoe Ref. No. 5 page 8				
	<p>Note: Shoe glide ships assembled. Head glide assembly has a gray color glide foot with the word "head" stamped on it. Used with both active and passive sash.</p>	<table border="1"> <thead> <tr> <th>Gray</th> </tr> </thead> <tbody> <tr> <td>1781802</td> </tr> </tbody> </table>	Gray	1781802
		Gray		
1781802				
Glide - Bottom Shoe Ref. No. 7 page 8				
	<p>Note: Shoe glide ships assembled. Bottom glide assembly has a brown color glide foot with the word "sill" stamped on it. Used with both active and passive sash, sold separately. Two bottom sash glides are included with a bottom rail filler assembly.</p>	<table border="1"> <thead> <tr> <th>Terratone</th> </tr> </thead> <tbody> <tr> <td>1781804</td> </tr> </tbody> </table>	Terratone	1781804
		Terratone		
1781804				
Screw - Top / Bottom Glide page 8				
	<p>Note: Used to secure top and bottom shoe glides. 8-15 x 1 1/4 Typ 17</p>	<table border="1"> <thead> <tr> <th>Order No.</th> </tr> </thead> <tbody> <tr> <td>3621740</td> </tr> </tbody> </table>	Order No.	3621740
Order No.				
3621740				

Frame Assembly

Note: See latest [Product Details](#). Illustration showing neutral sandtone color on interior of fiberglass surfaces.



- 1. [Sill Nailing Flange \(Replacement\)](#)
- 2. Head Jamb
- 3. Sill
- 4. Left Hand and Right Hand Side Jamb
- 5. [Head Nailing Flange \(Replacement\)](#)
- 6. [Side Nailing Flange \(Replacement\)](#)



Gliding Window Frame Assembly

Frames

Frames				
Frame				
Note: Frame is shipped without sash, stops or hardware. Interior color is a neutral sandtone for all exterior colors.				
Unit No.	Dimensions (w x h)	White	Terratone	Sandtone
G32	35 1/4 x 22 1/4	1767202	1775902	1781102
G33	35 1/4 x 35 1/4	1767206	1775906	1781106
G336	35 1/4 x 41 1/4	1767210	1775910	1781110
G34	35 1/4 x 47 1/4	1767214	1775914	1781114
G35	35 1/4 x 59 1/4	1767218	1775918	1781118
G42	47 1/4 x 22 1/4	1767222	1775922	1781122
G43	47 1/4 x 35 1/4	1767226	1775926	1781126
G436	47 1/4 x 41 1/4	1767230	1775930	1781130
G44	47 1/4 x 47 1/4	1767234	1775934	1781134
G45	47 1/4 x 59 1/4	1767238	1775938	1781138
G53	59 1/4 x 35 1/4	1767246	1775946	1781146
G536	59 1/4 x 41 1/4	1767250	1775950	1781150
G54	59 1/4 x 47 1/4	1767254	1775954	1781154
G55	59 1/4 x 59 1/4	1767258	1775958	1781158
G63	71 1/4 x 35 1/4	1767262	1775962	1781162
G636	71 1/4 x 41 1/4	1767266	1775966	1781166
G64	71 1/4 x 47 1/4	1767270	1775970	1781170
G65	71 1/4 x 59 1/4	1767274	1775974	1781174

Frame - Prefinished White Interior					
Note: Frame is shipped without sash, stops or hardware.					
Unit No.	Dimensions (w x h)	Prefinished White Interior/White Exterior	Unit No.	Dimensions (w x h)	Prefinished White Interior/White Exterior
G32	35 1/4 x 22 1/4	1767278	G45	47 1/4 x 59 1/4	1767314
G33	35 1/4 x 35 1/4	1767282	G53	59 1/4 x 35 1/4	1767318
G336	35 1/4 x 41 1/4	1767286	G536	59 1/4 x 41 1/4	1767322
G34	35 1/4 x 47 1/4	1767290	G54	59 1/4 x 47 1/4	1767326
G35	35 1/4 x 59 1/4	1767294	G55	59 1/4 x 59 1/4	1767330
G42	47 1/4 x 22 1/4	1767298	G63	71 1/4 x 35 1/4	1767334
G43	47 1/4 x 35 1/4	1767302	G636	71 1/4 x 41 1/4	1767338
G436	47 1/4 x 41 1/4	1767306	G64	71 1/4 x 47 1/4	1767342
G44	47 1/4 x 47 1/4	1767310	G65	71 1/4 x 59 1/4	1767346

400 Series Gliding Windows (1991 to Present)

Standard Windows

Frames

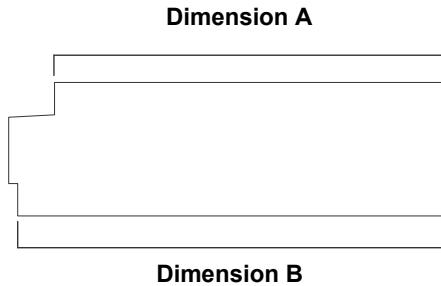
Flanges			
Flange - Nailing / Head and Sill			
	Unit No.	Dimensions	Order No.
	G3	39 1/4	1768302
	G4	51 1/4	1768304
	G5	63 1/4	1768306
	G6	75 1/4	1768308
Flange - Nailing / Side			
	Note: Head flange doubles as side flange for select sizes.	Unit No.	Dimensions
		G3	39 1/4
		G36	45 1/4
		G4	51 1/4
		G5	63 1/4

Frames

Extension Jamb

Note:

As of April 1995, 7 9/16" width was replaced with 7 1/8". 6 9/16" and 7 1/8" sizes pre-drilled. See [AndersenAccess/iQ+](#) for more detail.



	Dim A	Dim B
5 1/4	11/16	7/8
6 9/16	2	2 3/16
7 1/8	2 9/16	2 3/4

Gliding Window Extension Jamb

Extension Jamb - Head and Sill (Pair)

Unit No.	Length	Pine			White			Terratone		
		5 1/4" Wall	6 9/16" Wall	7 1/8" Wall	5 1/4" Wall	6 9/16" Wall	7 1/8" Wall	5 1/4" Wall	6 9/16" Wall	7 1/8" Wall
G3	34 15/16	1764202	1764402	1764602	1764215	1764415	1764615	9186168	9186114	9186222
G4	46 15/16	1764206	1764406	1764606	1764216	1764416	1764616	9186169	9186115	9186223
G5	58 15/16	1764210	1764410	1764610	1764217	1764417	1764617	9186170	9186116	9186224
G6	70 15/16	1764214	1764414	1764614	1764218	1764418	1764618	9186171	9186117	9186225
Unit No.	Length	Sandtone			Forest Green			Canvas		
		5 1/4" Wall	6 9/16" Wall	7 1/8" Wall	5 1/4" Wall	6 9/16" Wall	7 1/8" Wall	5 1/4" Wall	6 9/16" Wall	7 1/8" Wall
G3	34 15/16	9186159	9186105	9186213	9186186	9186132	9186240	9186177	9186123	9186231
G4	46 15/16	9186160	9186106	9186214	9186187	9186133	9186241	9186178	9186124	9186232
G5	58 15/16	9186161	9186107	9186215	9186188	9186134	9186242	9186179	9186125	9186233
G6	70 15/16	9186162	9186108	9186216	9186189	9186135	9186243	9186180	9186126	9186234
Unit No.	Length	Dark Bronze			Black					
		5 1/4" Wall	6 9/16" Wall	7 1/8" Wall	5 1/4" Wall	6 9/16" Wall	7 1/8" Wall			
G3	34 15/16	9186195	9186141	9186249	9186204	9186150	9186258			
G4	46 15/16	9186196	9186142	9186250	9186205	9186151	9186259			
G5	58 15/16	9186197	9186143	9186251	9186206	9186152	9186260			
G6	70 15/16	9186198	9186144	9186252	9186207	9186153	9186261			

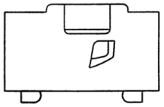
400 Series Gliding Windows (1991 to Present)

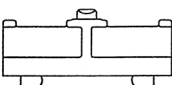
Standard Windows

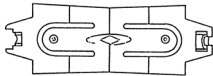
Frames

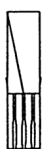

Extension Jamb - Side (Pair)										
Unit No.	Length	Pine			White			Terratone		
		5 1/4" Wall	6 9/16" Wall	7 1/8" Wall	5 1/4" Wall	6 9/16" Wall	7 1/8" Wall	5 1/4" Wall	6 9/16" Wall	7 1/8" Wall
G2	19 25/32	1764302	1764502	1764702	1764317	1764517	1764717	9186172	9186118	9186226
G3	32 25/32	1764306	1764506	1764706	1764318	1764518	1764718	9186173	9186119	9186227
G36	38 25/32	1764310	1764510	1764710	1764319	1764519	1764719	9186174	9186120	9186228
G4	44 25/32	1764314	1764514	1764714	1764320	1764520	1764720	9186175	9186121	9186229
G5	56 25/32	1764316	1764516	1764716	1764321	1764521	1764721	9186176	9186122	9186230
Unit No.	Length	Sandtone			Forest Green			Canvas		
		5 1/4" Wall	6 9/16" Wall	7 1/8" Wall	5 1/4" Wall	6 9/16" Wall	7 1/8" Wall	5 1/4" Wall	6 9/16" Wall	7 1/8" Wall
G2	19 25/32	9186163	9186109	9186217	9186190	9186136	9186244	9186181	9186127	9186235
G3	32 25/32	9186164	9186110	9186218	9186191	9186137	9186245	9186182	9186128	9186236
G36	38 25/32	9186165	9186111	9186219	9186192	9186138	9186246	9186183	9186129	9186237
G4	44 25/32	9186166	9186112	9186220	9186193	9186139	9186247	9186184	9186130	9186238
G5	56 25/32	9186167	9186113	9186221	9186194	9186140	9186248	9186185	9186131	9186239
Unit No.	Length	Dark Bronze			Black					
		5 1/4" Wall	6 9/16" Wall	7 1/8" Wall	5 1/4" Wall	6 9/16" Wall	7 1/8" Wall			
G2	19 25/32	9186199	9186145	9186253	9186208	9186154	9186262			
G3	32 25/32	9186200	9186146	9186254	9186209	9186155	9186263			
G36	38 25/32	9186201	9186147	9186255	9186210	9186156	9186264			
G4	44 25/32	9186202	9186148	9186256	9186211	9186157	9186265			
G5	56 25/32	9186203	9186149	9186257	9186212	9186158	9186266			

Frames

Frame Parts			
Pin - Exterior Sill			
		Color	Order No.
		White	1767912
		Terratone	1776412
		Sandtone	1781812
		Forest Green	9074876
		Canvas	9074749
		Dark Bronze	9074603
	Black	9129162	

Pin - Interior / Exterior Head Jamb			
Note: Also used on sill.			
		Color	Order No.
		Beige	1767914

Corner Key		
		Order No.
		1767922

Plugs		
Plug - Head		
	Note: Sits on head jamb where active and passive sash meet when closed.	Order No.
		1767920
Plug - Sill		
	Note: Sits on sill where active and passive sash meet when closed.	Order No.
		1767921

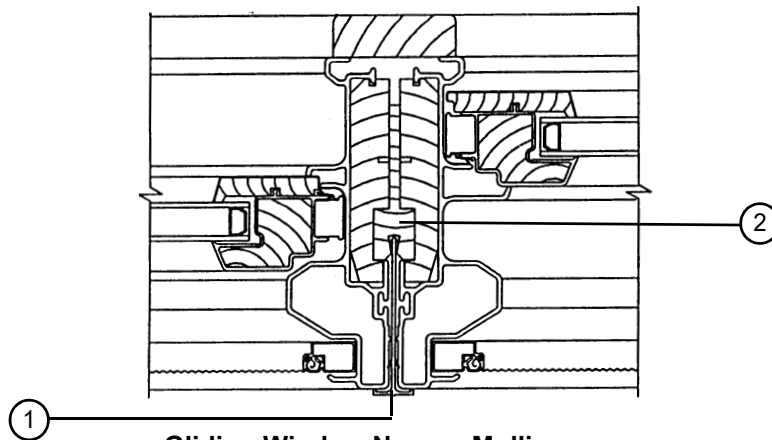
400 Series Gliding Windows (1991 to Present)

Standard Windows

Joining Components

Narrow Mullion Illustration

Narrow Mullion
1. Exterior Trim Strip
2. Filler



Gliding Window Narrow Mullion

Narrow Mullion Kit

Joining Kits - Vertical / Narrow Mullion

Note:

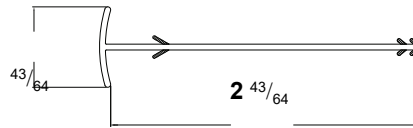
Kit includes filler, trim strip and [accessory package](#).

Unit No.	Size	White	Terratone	Sandtone	Forest Green	Canvas	Dark Bronze	Black
G2	22 ³ / ₁₆	1764802	1773402	1778702	9160230	9160235	9160240	9160245
G3	35 ³ / ₁₆	1764806	1773406	1778706	9160231	9160236	9160241	9160246
G36	41 ³ / ₁₆	1764810	1773410	1778710	9160232	9160237	9160242	9160247
G4	47 ³ / ₁₆	1764814	1773414	1778714	9160233	9160238	9160243	9160248
G5	59 ³ / ₁₆	1764816	1773416	1778716	9160234	9160239	9160244	9160249

Joining Components

Narrow Mullion Kit Components

Exterior Trim Strip - Narrow Mullion



Unit No.	Size	White	Terratone	Sandtone	Forest Green	Canvas	Dark Bronze	Black
G2	22 ³ / ₁₆	1768702	1776802	1782502	9074877	9074750	9074604	9129267
G3	35 ³ / ₁₆	1768704	1776804	1782504	9074878	9074751	9074605	9129268
G36	41 ³ / ₁₆	1768706	1776806	1782506	9074879	9074752	9074606	9129269
G4	47 ³ / ₁₆	1768708	1776808	1782508	9074880	9074753	9074607	9129270
G5	59 ³ / ₁₆	1768710	1776810	1782510	9074881	9074754	9074608	9129271

Filler - Narrow Mullion

	Unit No.	Dimensions	Order No.
	G2	20 1/2	1768502
	G3	33 1/2	1768504
	G36	39 1/2	1768506
	G4	45 1/2	1768508
	G5	57 1/2	1768510

Gusset Plate

	Order No.
	1776418

Joining Accessory Package

Note:	Color	Order No.
Includes Joining Guide 0004347 , gusset plates and screws.	White	1790196
	Gray	1790197

Head Flashing - Narrow Mullion

	Width	Color	Order No.
	6 in	White	1356008
		Terratone	1456008
		Sandtone	0608402
		Forest Green	0514129
		Canvas	9033568
		Dark Bronze	9073185
		Black	9127237

400 Series Gliding Windows (1991 to Present)

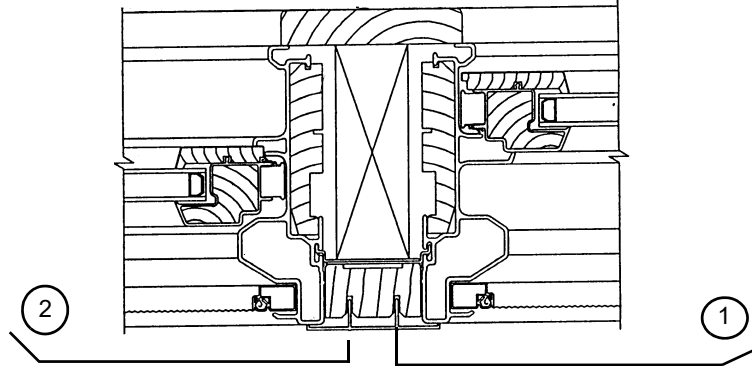
Standard Windows

Joining Components

Support Mullion Illustration

Support Mullion

1. Filler
2. Exterior Trim Strip



Gliding Window Support Mullion

Support Mullion Kit

Joining Kits - Vertical / Support Mullion

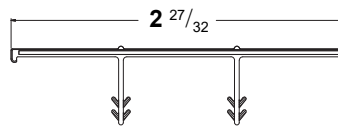
Note:

Kit includes filler, exterior trim strip and [Joining Guide 0004353](#).

Unit No.	Size	White	Terratone	Sandtone	Forest Green	Canvas	Dark Bronze	Black
G2	22 ³ / ₁₆	1764902	1773502	1778802	OBD	OBD	OBD	OBD
G3	35 ³ / ₁₆	1764906	1773506	1778806	OBD	OBD	OBD	OBD
G36	41 ³ / ₁₆	1764910	1773510	1778810	OBD	OBD	OBD	OBD
G4	47 ³ / ₁₆	1764914	1773514	1778814	OBD	OBD	OBD	OBD
G5	59 ³ / ₁₆	1764916	1773516	1778816	OBD	OBD	OBD	OBD

Support Mullion Kit Components

Exterior Trim Strip - Support Mullion Ref. No. 2



Unit No.	Size	White	Terratone	Sandtone	Forest Green	Canvas	Dark Bronze	Black
G2	22 ³ / ₁₆	1768712	1776812	1782512	9074882	9072071	9074609	9129272
G3	35 ³ / ₁₆	1768714	1776814	1782514	9074883	9072022	9074610	9129273
G36	41 ³ / ₁₆	1768716	1776816	1782516	9074884	9072023	9074611	9129274
G4	47 ³ / ₁₆	1768718	1776818	1782518	9074885	9072021	9074612	9129275
G5	59 ³ / ₁₆	1768720	1776820	1782520	9074886	9072024	9074613	9129276

Joining Components

Filler - Support Mullion Ref. No. 1			
	Unit No.	Dimensions	Order No.
	G2	22 1/8	1768512
	G3	35 1/8	1768514
	G36	41 1/8	1768516
	G4	47 1/8	1768518
	G5	59 1/8	1768520

Universal Drip Cap - Continuous							
Note: Use on side-by-side or vertical joins mullled at the factory or distributor. Consists of 24 gauge aluminum material.							
Drip Cap - Continuous - 72"							
Qty in Package	White	Terratone	Sandtone	Forest Green	Canvas	Dark Bronze	Black
1	2222525	2222528	2222530	2222532	9003116	9020502	9003561
10	2222526	2222529	2222531	2222533	9003117	9020503	9003562
40	2222527	N/A	N/A	N/A	N/A	N/A	N/A

Drip Cap - Continuous - 120"							
Qty in Package	White	Terratone	Sandtone	Forest Green	Canvas	Dark Bronze	Black
1	2222546	2222549	2222551	2222553	9003126	9020504	9003569
10	2222547	2222550	2222552	2222554	9003127	9020505	9003570
40	2222548	N/A	N/A	N/A	N/A	N/A	N/A

Drip Cap - Continuous - 151 1/2"							
Qty in Package	White	Terratone	Sandtone	Forest Green	Canvas	Dark Bronze	Black
1	2222555	2222557	2222559	2222561	9003130	9020506	9003577
10	2222556	2222558	2222560	2222562	9003131	9020507	9003578

400 Series Gliding Windows (1991 to Present)

Service Replacement

Service Replacement Only Parts

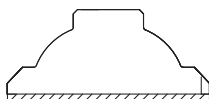
Service Replacement Only Parts

Note:

This section is specifically designed for parts that should only be ordered if a Field Service Manager/Service Provider has requested them to be ordered or if the customer agrees to also pay for a non-warranty repair/replace service job (subject to availability) for these parts to be installed. We do not recommend anyone other than a trained AW employee or Service Provider install these parts due to the complexity of installation, modifications required for installation and/or requirement of special tools.

Exterior Grilles - HDN

Exterior Grille - HDN / Lineal / PVC



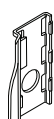
Length	White			Terratone			Sandtone		
	3/4"	7/8"	1 1/8"	3/4"	7/8"	1 1/8"	3/4"	7/8"	1 1/8"
60 in	2322030	2322034	2322038	N/A	N/A	N/A	N/A	N/A	N/A
84 in	2322031	2322035	2322039	N/A	N/A	N/A	N/A	N/A	N/A

Weatherstrip

Clip - Weatherstrip Support



Top



Bottom

Top	Bottom
1776420	1776421


Weatherstrip - Bulb / Bottom Rail



Note:
These parts are available in 72-inch lengths only and must be cut to fit.

Length	Color	Order No.
72	White	1631516
	Terratone	2731516

Service Replacement Only Parts

Screen Handle			
Lever with Screws - Insect Screen			
		Color	Order No.
		White	1767906
		Terratone	1776406
		Sandtone	1781806
		Forest Green	1767907
		Canvas	9074748
		Dark Bronze	9074602
		Black	9129161