

What's in This Section

Standard and Custom Windows	Page 3
Parts Illustration	3
Parts Illustration - Standard Window	3
Unit Sizes	4
Single and Twin Awning Window Sizes	4
Picture Window Over Awning Window Sizes	5
Product Information	6
Standard and Custom Window Sizes	6
100 Series Product Label	6
Product History	6
Color Options Exterior	7
Color Options Interior	7
Glass Options	8
Grille Options	9
Sash	10
Sash Illustration	10
Sash Size Table	11
Sash Replacement	11
Sash Parts	12
Weatherstrip	12
Glazing Beads	12
Glass	13
Glass Replacement	13
Insect Screen	14
Insect Screen Illustration	14
Insect Screen Size Table	14
Insect Screen Replacement	15
Insect Screen Parts (<i>January 2019 - Present</i>)	15
Vintage Insect Screen Parts (<i>2008 - December 2018</i>)	15
Hardware	16
Vent Limiter Operator	16
Low Profile Operator	17
Operator Parts	17
Hardware Packs	18
Operator Covers	18
Operator Handles	18
Lock Components	19

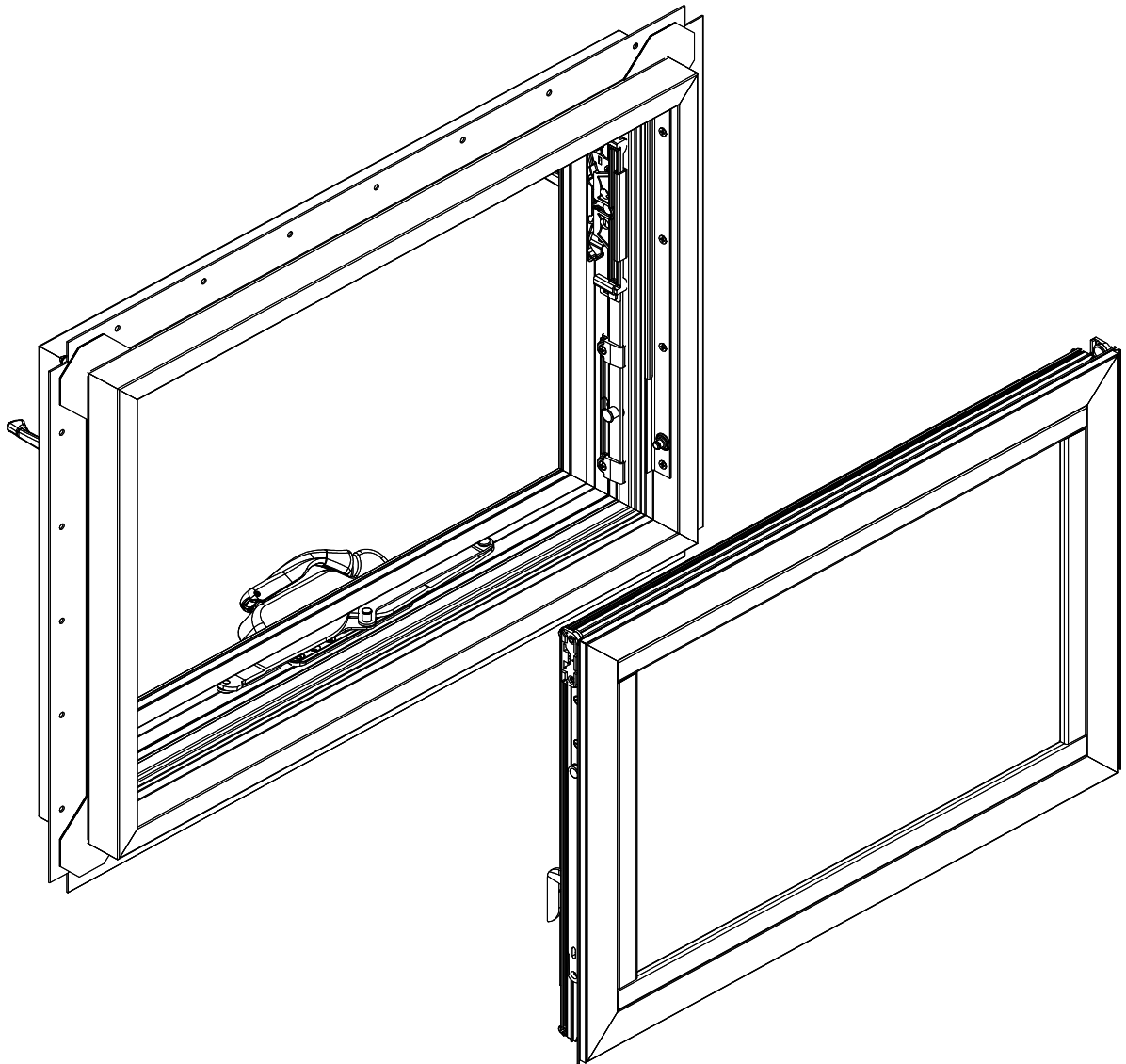
Hinge Kits	21
Miscellaneous Hardware Parts	21
Fasteners (<i>April 2015 - Present</i>)	23
Vintage Fasteners (<i>2008 - April 2015</i>)	23
Installation Materials	24
Fasteners	24
Installation Components	25
Exterior Trim Components	25
Frames	27
Frame Illustration	27
Frames Assembly	28
Frame Parts	28
Joining	29
Joining Components - All Mull Systems	29
Non-Reinforced Joining Components (<i>August 2019 - Present</i>)	31
Reinforced Joining Components (<i>August 2019 - Present</i>)	34
Reinforced Easy Connect Joining Components (<i>August 2019 - Present</i>)	36
Vintage Joining Components (<i>2012 - July 2019</i>)	37
Drip Caps	38
Service Replacement	Page 39
Service Replacement Only Parts	39
Trim Strip	39
Spacer	39
Glazing Bead	40
Weatherstrip	40
Retainer / Lock Bezel	40
Retention Kit Clip	40
Grille / Vinyl	41
817 Mull Repair	41
Flush Fin Mull Components	42

100 Series Awning Windows (2008 to Present)

Standard and Custom Windows

Parts Illustration

Parts Illustration - Standard Window



Manufactured 2008 to Present

100 Series Awning Window Unit Parts

Unit viewed from exterior.

Unit Sizes

Single and Twin Awning Window Sizes

Note:

Unit Dimension refers to overall outside-to-outside frame. Unobstructed Glass refers to visible glass dimensions.

Window Dimension	1'-5 1/2"	1'-11 1/2"	2'-5 1/2"	2'-11 1/2"	3'-5 1/2"	3'-11 1/2"
	(445)	(597)	(749)	(902)	(1054)	(1207)
Minimum Rough Opening	1'-6"	2'-0"	2'-6"	3'-0"	3'-6"	4'-0"
	(457)	(610)	(762)	(914)	(1067)	(1219)
Unobstructed Glass	11 1/4"	17 1/4"	23 1/4"	29 1/4"	35 1/4"	41 1/4"
	(286)	(438)	(591)	(743)	(895)	(1048)

CUSTOM WIDTHS—17 1/2" to 47 1/2"

CUSTOM HEIGHTS—17 1/2" to 35 1/2"	1'-5 1/2"	1'-11 1/2"	2'-5 1/2"	2'-11 1/2"	3'-5 1/2"	3'-11 1/2"
	(445)	(597)	(749)	(902)	(1054)	(1207)
	1'-6"	2'-0"	2'-6"	3'-0"	3'-6"	4'-0"
	(457)	(610)	(762)	(914)	(1067)	(1219)
	11 1/4"	17 1/4"	23 1/4"	29 1/4"	35 1/4"	41 1/4"
	(286)	(438)	(591)	(743)	(895)	(1048)
	1616	2016	2616	3016	3616	4016
	1620	2020	2620	3020	3620	4020
	1626	2026	2626	3026	3626	4026
	1630	2030	2630	3030	3630	4030

Window Dimension	2'-11 1/2"	3'-5 1/2"	3'-11 1/2"	4'-5 1/2"	4'-11 1/2"	5'-5 1/2"	5'-11 1/2"
	(902)	(1054)	(1207)	(1359)	(1511)	(1664)	(1816)
Minimum Rough Opening	3'-0"	3'-6"	4'-0"	4'-6"	5'-0"	5'-6"	6'-0"
	(914)	(1067)	(1219)	(1372)	(1524)	(1676)	(1829)
Unobstructed Glass (width of single sash)	11 1/4"	14 1/4"	17 1/4"	20 1/4"	23 1/4"	26 1/4"	29 1/4"
	(286)	(362)	(438)	(514)	(591)	(667)	(743)

CUSTOM HEIGHTS—17 1/2" to 35 1/2"	1'-5 1/2"	1'-11 1/2"	2'-5 1/2"	2'-11 1/2"	3'-5 1/2"	3'-11 1/2"	4'-5 1/2"	4'-11 1/2"	5'-5 1/2"	5'-11 1/2"
	(445)	(597)	(749)	(902)	(1054)	(1207)	(1359)	(1511)	(1664)	(1816)
	1'-6"	2'-0"	2'-6"	3'-0"	3'-6"	4'-0"	4'-6"	5'-0"	5'-6"	6'-0"
	(457)	(610)	(762)	(914)	(1067)	(1219)	(1372)	(1524)	(1676)	(1829)
	11 1/4"	17 1/4"	23 1/4"	29 1/4"	35 1/4"	41 1/4"	47 1/4"	53 1/4"	59 1/4"	65 1/4"
	(286)	(438)	(591)	(743)	(895)	(1048)	(1200)	(1352)	(1504)	(1656)
	1610-2	1910-2	2010-2	2310-2	2610-2	2910-2	3010-2	3310-2	3610-2	3910-2
	1616-2	1916-2	2016-2	2316-2	2616-2	2916-2	3016-2	3316-2	3616-2	3916-2
	1620-2	1920-2	2020-2	2320-2	2620-2	2920-2	3020-2	3320-2	3620-2	3920-2

CUSTOM WIDTHS—35 1/2" to 71 1/2"

CUSTOM HEIGHTS—17 1/2" to 35 1/2"	1'-5 1/2"	1'-11 1/2"	2'-5 1/2"	2'-11 1/2"	3'-5 1/2"	3'-11 1/2"	4'-5 1/2"	4'-11 1/2"	5'-5 1/2"	5'-11 1/2"
	(445)	(597)	(749)	(902)	(1054)	(1207)	(1359)	(1511)	(1664)	(1816)
	1'-6"	2'-0"	2'-6"	3'-0"	3'-6"	4'-0"	4'-6"	5'-0"	5'-6"	6'-0"
	(457)	(610)	(762)	(914)	(1067)	(1219)	(1372)	(1524)	(1676)	(1829)
	11 1/4"	17 1/4"	23 1/4"	29 1/4"	35 1/4"	41 1/4"	47 1/4"	53 1/4"	59 1/4"	65 1/4"
	(286)	(438)	(591)	(743)	(895)	(1048)	(1200)	(1352)	(1504)	(1656)
	1616-2	1916-2	2016-2	2316-2	2616-2	2916-2	3016-2	3316-2	3616-2	3916-2
	1620-2	1920-2	2020-2	2320-2	2620-2	2920-2	3020-2	3320-2	3620-2	3920-2
	1626-2	1926-2	2026-2	2326-2	2626-2	2926-2	3026-2	3326-2	3626-2	3926-2
	1630-2	1930-2	2030-2	2330-2	2630-2	2930-2	3030-2	3330-2	3630-2	3930-2

100 Series Awning Windows (2008 to Present)

Standard and Custom Windows

Unit Sizes

Picture Window Over Awning Window Sizes

Note:

Unit Dimension refers to overall outside-to-outside frame. Unobstructed Glass refers to visible glass dimensions.

Window Dimension	1'-11 1/2"	2'-5 1/2"	2'-11 1/2"	3'-5 1/2"	3'-11 1/2"
	(597)	(749)	(902)	(1054)	(1207)
Minimum Rough Opening	2'-0"	2'-6"	3'-0"	3'-6"	4'-0"
	(610)	(762)	(914)	(1067)	(1219)
Unobstructed Glass (height of upper sash)	17 1/4"	23 1/4"	29 1/4"	35 1/4"	41 1/4"
	(438)	(591)	(743)	(895)	(1048)
CUSTOM WIDTHS—17 1/2" to 47 1/2"					
CUSTOM HEIGHTS—47 1/2" to 95 1/2"	3'-11 1/2"				
	(1207)				
	4'-0"				
	(1219)				
	17 1/4"				
	(610)				
4'-11 1/2"					
	(1511)				
	5'-0"				
	(1524)				
	23 1/4"				
	(591)				
5'-11 1/2"					
	(1816)				
	6'-0"				
	(1829)				
	29 1/4"				
	(743)				
5'-11 1/2"					
	(1816)				
	6'-0"				
	(1829)				
	35 1/4"				
	(895)				
6'-11 1/2"					
	(2121)				
	7'-0"				
	(2134)				
	35 1/4"				
	(895)				
6'-11 1/2"					
	(2121)				
	7'-0"				
	(2134)				
	53 1/4"				
	(1353)				
7'-11 1/2"					
	(2426)				
	8'-0"				
	(2438)				
	53 1/4"				
	(1353)				

2020	2620	3020	3620	4020
2020	2620	3020	3620	4020
2026	2626	3026	3626	4026
2026	2626	3026	3626	4026
2030	2630	3030	3630	4030
2030	2630	3030	3630	4030
2040	2640	3040	3640	4040
2040	2640	3040	3640	4040
2040	2640	3040	3640	4040
2040	2640	3040	3640	4040
2050	2650	3050	3650	4050
2050	2650	3050	3650	4050
2050	2650	3050	3650	4050
2050	2650	3050	3650	4050

Product Information

Standard and Custom Window Sizes

Note:

100 Series Awning Windows are available in standard sizes (see standard size charts, [page 4](#)). Replacement parts for some standard windows can be ordered using the numbers listed in this catalog. Many replacement parts for standard windows are made to order. These items are ordered using the Product ID found on the identification label and a description of the part needed. See [Service Guide 9051877](#).

100 Series Awning Windows are also available in custom sizes in 1/8" increments between the smallest and the largest standard sizes. Most replacement parts for custom-sized windows are made to order and can be ordered with the Product ID found on the identification label and a description of the part needed. See [Service Guide 9051877](#).

100 Series Product Label

Note:

Every 100 Series Awning Window will have an identification label or glass etching containing a unique Product ID. The Product ID on 100 Series Awning Windows will be located at the top of the window frame or etched into the glass. See [Service Guide 9051877](#). The Product ID may be up to 14 digits long (excluding hyphens), depending on the age of the unit. Replacement parts will also get their own unique Product ID. When ordering replacement parts, providing the Product ID ensures that replacement parts match the specifications.

Product History







2018	Cocoa Bean color discontinued.
2017	EASI clip introduced.
2016	Dark Bronze exterior/interior color introduced.
2013	Black exterior and sandtone interior colors introduced.
2012	Extension jamb flanges introduced.
2010	Drip cap for 1" stucco flange introduced.
2008	SmartSun™ glass introduced.
2008	Awning Windows introduced.

100 Series Awning Windows (2008 to Present)






Standard and Custom Windows

Product Information

Color Options Exterior

					
White 2008 - Present	Sandtone 2008 - Present	Terratone 2008 - Present	Coco Bean 2008 - 2018	Dark Bronze 2013 - Present	Black 2013 - Present

Color Options Interior

					
White 2008 - Present	Sandtone 2013 - Present	Coco Bean 2008 - 2018	Dark Bronze 2016 - Present	Black 2013 - Present	

Product Information

Glass Options

Glass Options

Additional Glass Options:

Sound Control (STC) glass.

Breather tubes available for high altitudes.

Patterned glass options, Specialty Glass available as Obscure, Fern, Reed Vertical, Cascade Vertical and Satin Etch.



NFRC X/X Dual Pane Clear

Clear Dual Pane

IGCC IGMA CIG-X.X YY/MM/DD



NFRC XX/XX Low-E

Low-E

IGCC IGMA CIG-X.X YY/MM/DD



NFRC X/X Low-E SmartSun

Low-E SmartSun™

IGCC IGMA CIG-X.X YY/MM/DD



NFRC X/X SUN 3 Low-E

Low-E Sun

IGCC IGMA CIG-X.X YY/MM/DD



NFRC X/X Low-E PassiveSun

Low-E PassiveSun®

IGCC IGMA CIG-X.X YY/MM/DD



NFRC X/X Low-E HeatLock

Low-E Heatlock®

IGCC IGMA CIG-X.X YY/MM/DD



NFRC X/X
SmartSun Low-E HeatLock

**Low-E SmartSun™
Heatlock®**

IGCC IGMA CIG-X.X YY/MM/DD



NFRC X/X
Passive Sun Low-E HeatLock



**Low-E PassiveSun®
Heatlock®**

IGCC IGMA CIG-X.X YY/MM/DD

Glass Strength

No Logo	TEMPERED USA ANSI Z97.1 2009 SGCC XXXX CIG-XX XMM MM/DD/YR CAN/CGSB 12.1-M90	Note: If tempered, logo can be located in any corner other than the AW logo location
Standard	Tempered	

Glass Spacer Options

		
---	---	--

100 Series Awning Windows (2008 to Present)

Standard and Custom Windows

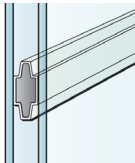
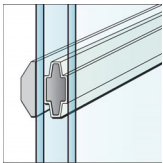
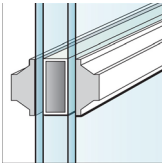
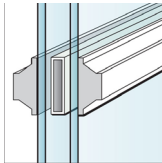
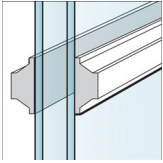
Product Information

Grille Options

Grille Options / Types

Note:

*Full Divided light with energy spacer has grilles that are permanently applied to the interior and exterior of the window. The narrow spacer bar minimizes transfer of heat and cold to the interior surface, improving the overall thermal performance.

				
Finelight™ Grilles-Between-the-Glass	Finelight™ Grilles-Between-the-Glass w/Exterior Grilles	Full Divided Light (FDL)	Full Divided Light (FDL) w/Energy Spacer*	Simulated Divided Light (SDL)



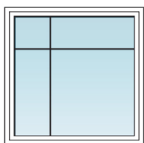
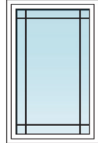
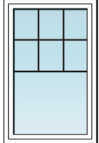

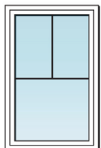
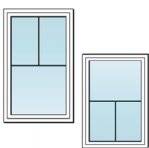
Grille Patterns

Note:

Grille Bar Width: 3/4" and 2 1/4".

Alignment: Standard or no grille alignment options.

Division: Typical or state width or height options.

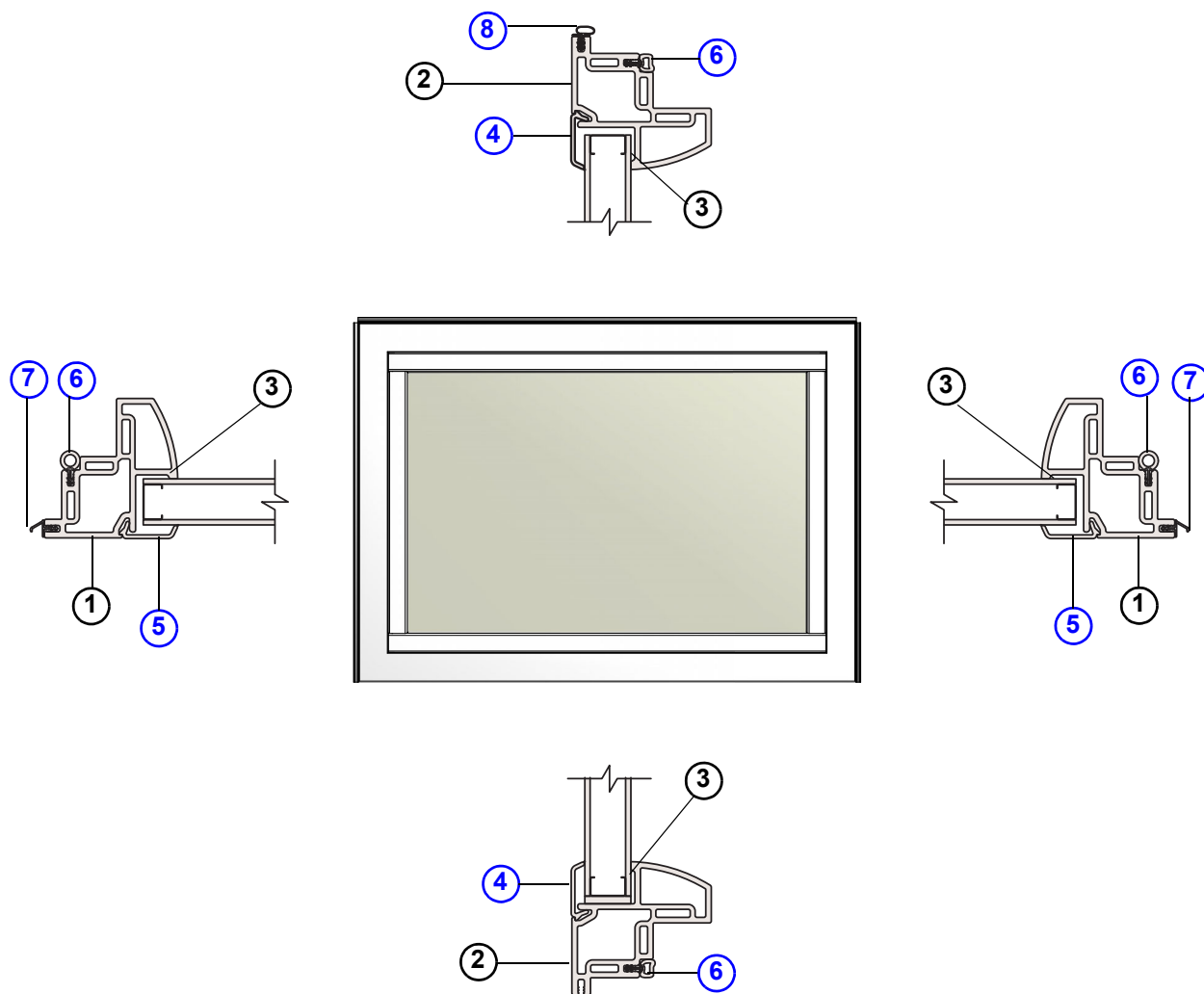
				
Colonial	Specified Equal Light	Specified Unequal Light	Prairie A	Modified Colonial
				
Short Fractional	Tall Fractional	Specified Equal Light Fractional		

Sash

Sash Illustration

Note:

See latest [Product Details](#).



1. Rail
2. Stile
3. Silicone Glazing
4. [Glazing Beads-Rail](#)
5. [Glazing Beads-Stile](#)
6. [Weatherstrip-Primary](#)
7. [Weatherstrip-Leaf](#)
8. [Weatherstrip-Top Rail Bulb](#)

100 Series Awning Windows (2008 to Present)

Standard and Custom Windows

Sash

Sash Size Table

Standard Window			
Unit No.	Overall Sash (w x h)	Unobstructed Glass (w x h)	Actual Glass (w x h)
1616	15 ⁹ / ₁₆ × 15 ⁹ / ₁₆	11 ¹ / ₄ × 11 ¹ / ₄	12 ²¹ / ₆₄ × 12 ²¹ / ₆₄
1620	15 ⁹ / ₁₆ × 21 ⁹ / ₁₆	11 ¹ / ₄ × 17 ¹ / ₄	12 ²¹ / ₆₄ × 18 ²¹ / ₆₄
1626	15 ⁹ / ₁₆ × 27 ⁹ / ₁₆	11 ¹ / ₄ × 23 ¹ / ₄	12 ²¹ / ₆₄ × 24 ²¹ / ₆₄
1630	15 ⁹ / ₁₆ × 33 ⁹ / ₁₆	11 ¹ / ₄ × 29 ¹ / ₄	12 ²¹ / ₆₄ × 30 ²¹ / ₆₄
2016	21 ⁹ / ₁₆ × 15 ⁹ / ₁₆	17 ¹ / ₄ × 11 ¹ / ₄	18 ²¹ / ₆₄ × 12 ²¹ / ₆₄
2020	21 ⁹ / ₁₆ × 21 ⁹ / ₁₆	17 ¹ / ₄ × 17 ¹ / ₄	18 ²¹ / ₆₄ × 18 ²¹ / ₆₄
2026	21 ⁹ / ₁₆ × 27 ⁹ / ₁₆	17 ¹ / ₄ × 23 ¹ / ₄	18 ²¹ / ₆₄ × 24 ²¹ / ₆₄
2030	21 ⁹ / ₁₆ × 33 ⁹ / ₁₆	17 ¹ / ₄ × 29 ¹ / ₄	18 ²¹ / ₆₄ × 30 ²¹ / ₆₄
2616	27 ⁹ / ₁₆ × 15 ⁹ / ₁₆	23 ¹ / ₄ × 11 ¹ / ₄	24 ²¹ / ₆₄ × 12 ²¹ / ₆₄
2620	27 ⁹ / ₁₆ × 21 ⁹ / ₁₆	23 ¹ / ₄ × 17 ¹ / ₄	24 ²¹ / ₆₄ × 18 ²¹ / ₆₄
2626	27 ⁹ / ₁₆ × 27 ⁹ / ₁₆	23 ¹ / ₄ × 23 ¹ / ₄	24 ²¹ / ₆₄ × 24 ²¹ / ₆₄
2630	27 ⁹ / ₁₆ × 33 ⁹ / ₁₆	23 ¹ / ₄ × 29 ¹ / ₄	24 ²¹ / ₆₄ × 30 ²¹ / ₆₄
3016	33 ⁹ / ₁₆ × 15 ⁹ / ₁₆	29 ¹ / ₄ × 11 ¹ / ₄	30 ²¹ / ₆₄ × 12 ²¹ / ₆₄
3020	33 ⁹ / ₁₆ × 21 ⁹ / ₁₆	29 ¹ / ₄ × 17 ¹ / ₄	30 ²¹ / ₆₄ × 18 ²¹ / ₆₄
3026	33 ⁹ / ₁₆ × 27 ⁹ / ₁₆	29 ¹ / ₄ × 23 ¹ / ₄	30 ²¹ / ₆₄ × 24 ²¹ / ₆₄
3030	33 ⁹ / ₁₆ × 33 ⁹ / ₁₆	29 ¹ / ₄ × 29 ¹ / ₄	30 ²¹ / ₆₄ × 30 ²¹ / ₆₄
3616	39 ⁹ / ₁₆ × 15 ⁹ / ₁₆	35 ¹ / ₄ × 11 ¹ / ₄	36 ²¹ / ₆₄ × 12 ²¹ / ₆₄
3620	39 ⁹ / ₁₆ × 21 ⁹ / ₁₆	35 ¹ / ₄ × 17 ¹ / ₄	36 ²¹ / ₆₄ × 18 ²¹ / ₆₄
3626	39 ⁹ / ₁₆ × 27 ⁹ / ₁₆	35 ¹ / ₄ × 23 ¹ / ₄	36 ²¹ / ₆₄ × 24 ²¹ / ₆₄
3630	39 ⁹ / ₁₆ × 33 ⁹ / ₁₆	35 ¹ / ₄ × 29 ¹ / ₄	36 ²¹ / ₆₄ × 30 ²¹ / ₆₄
4016	45 ⁹ / ₁₆ × 15 ⁹ / ₁₆	41 ¹ / ₄ × 11 ¹ / ₄	42 ²¹ / ₆₄ × 12 ²¹ / ₆₄
4020	45 ⁹ / ₁₆ × 21 ⁹ / ₁₆	41 ¹ / ₄ × 17 ¹ / ₄	42 ²¹ / ₆₄ × 18 ²¹ / ₆₄
4026	45 ⁹ / ₁₆ × 27 ⁹ / ₁₆	41 ¹ / ₄ × 23 ¹ / ₄	42 ²¹ / ₆₄ × 24 ²¹ / ₆₄
4030	45 ⁹ / ₁₆ × 33 ⁹ / ₁₆	41 ¹ / ₄ × 29 ¹ / ₄	42 ²¹ / ₆₄ × 30 ²¹ / ₆₄

Sash Replacement

Note:

Replacement sash for standard windows are made to order. See iQ+ for additional detail. Stationary units - order a replacement sash not glass for units made after 7/23/2010. See [Product Details](#), [Service Guide 9044913](#) and [Service Guide 9020501](#).

To order, state:

Product ID (from product label), see [Service Guide 9051877](#). OR

1. Description of part - Sash 100 XXXX or frame W x H dimension
2. Description of part (Awning/Transom Sash)
3. Sash handing (Operating or Stationary)
4. Exterior color
5. Interior color
6. Glazing type
7. Grille type
8. Manufactured date

Sash Parts

Weatherstrip

Note:

See [Service Only Guide 9199020](#) (Sharepoint).

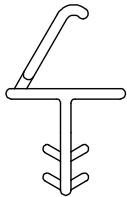
Sash Weatherstrip - Primary (August 24, 2015 - present) Ref. No. 6 [page 10](#)

Note:

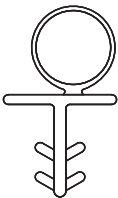
Replaces previous vintages. Order length to cover entire perimeter of sash. Be careful not to pull the weatherstrip too tight around the corners. There should be no gaps where the ends of the weatherstrip meet. This intersection needs to be located at the sides towards the top and not on the top or bottom of the sash.

		Length	Order No.
		24'	9130394
		50'	9130393
		1500'	9133042

Sash Weatherstrip - Leaf Ref. No. 7 [page 10](#)


		Length	Order No.
		69 1/2"	9046300

Sash Weatherstrip - Top Rail Bulb Ref. No. 8 [page 10](#)

		Length	Order No.
		6'	9130392
		50'	9130391
		1500'	9133041

Glazing Beads

Glazing Bead Ref. No. 4 & 5 [page 10](#)

	Note: Replacement glazing beads are made to order.
	To order, state: <ol style="list-style-type: none"> 1. Description of part (Glazing Bead) 2. Unit size and handing 3. Orientation of replacement part (top, bottom, left or right). Each piece must be ordered separately 4. Product ID (from product label, see Service Guide 9051877) 5. Manufactured date

Glass

Glass Replacement

Glass Only

Note:

Order replacement glass not a sash for stationary units made prior to 7/23/2010.

Glass ships with glazing bead. See [Service Guide 9000597](#) for glass replacement.

To order, state:


Product ID (from product label), see [Service Guide 9051877](#). OR

1. Unit or frame size (100 XXXX or frame W x H dimensions)
2. Description of part (Awning/Transom Glass)
3. Glazing type
4. Grille type
5. Exterior color (If with grilles)
6. Interior color (If with grilles)
7. Manufactured date


Insect Screen

Insect Screen Illustration

Insect Screen Assembly



Unit Size/ID Label



Vintage fastener



TruScene® fastener
(2008 - Present)
Standard fastener
(February 2019 - Present)



Silver
Mesh

Charcoal
Mesh

Insect Screen Size Table

Standard Window

Unit Size	Dimensions (w x h)	Unit Size	Dimensions (w x h)
1616	12 ³ / ₈ x 12 ³ / ₈	3016	30 ³ / ₈ x 12 ³ / ₈
1620	12 ³ / ₈ x 18 ³ / ₈	3020	30 ³ / ₈ x 18 ³ / ₈
1626	12 ³ / ₈ x 24 ³ / ₈	3026	30 ³ / ₈ x 24 ³ / ₈
1630	12 ³ / ₈ x 30 ³ / ₈	3030	30 ³ / ₈ x 30 ³ / ₈
2016	18 ³ / ₈ x 12 ³ / ₈	3616	36 ³ / ₈ x 12 ³ / ₈
2020	18 ³ / ₈ x 18 ³ / ₈	3620	36 ³ / ₈ x 18 ³ / ₈
2026	18 ³ / ₈ x 24 ³ / ₈	3626	36 ³ / ₈ x 24 ³ / ₈
2030	18 ³ / ₈ x 30 ³ / ₈	3630	36 ³ / ₈ x 30 ³ / ₈
2616	24 ³ / ₈ x 12 ³ / ₈	4016	42 ³ / ₈ x 12 ³ / ₈
2620	24 ³ / ₈ x 18 ³ / ₈	4020	42 ³ / ₈ x 18 ³ / ₈
2626	24 ³ / ₈ x 24 ³ / ₈	4026	42 ³ / ₈ x 24 ³ / ₈
2630	24 ³ / ₈ x 30 ³ / ₈	4030	42 ³ / ₈ x 30 ³ / ₈

100 Series Awning Windows (2008 to Present)

Standard and Custom Windows

Insect Screen

Insect Screen Replacement

Standard Window

Note:

Replacement screens are made to order. Screens manufactured after October 24, 2016 will use charcoal mesh as "standard". Prior to this date silver mesh was used as "standard".

Note:

Replacement screens are made to order. Screens manufactured after October 24, 2016 will use charcoal mesh as "standard". Prior to this date silver mesh was used as "standard".

Metal wing-blade design used on all screens beginning in February 2019. All current/replacement screens use a wing blade fastener. Standard screens manufactured prior to 2019 used the vintage fastener. Vintage fasteners on new insect screens are no longer an option.

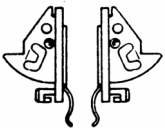
See Dealer Bulletin 60-16 and 10-19 for more details.

To order, state:

1. Generic order #9000405
2. Product ID (from product label, see [Service Guide 9051877](#))
3. Manufacturing date, product description, manufacturing instructions.
4. Insect screen material: Fiberglass or TruScene®
5. Mesh color: Charcoal)
6. Insect screen color

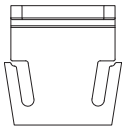
Insect Screen Parts (January 2019 - Present)

Insect Screen Wing Blade Lock with Housing (Pair) (January 2019 - Present)

	Description	Color	Order No.
	1-A-15516	White	1693417
		Terratone	2791264
		Sandtone	1191313
		Black	9014573
		Dark Bronze	9076928

Vintage Insect Screen Parts (2008 - December 2018)

Insect Screen Wing Blade Lock with Housing (Pair) (2008 - December 2018)

	Description	Color	Order No.
		White	9142253
		Sandtone	9142254
		Black	9144677
		Dark Bronze	9144676

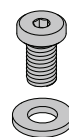
Hardware

Vent Limiter Operator

Vent Limiter Kit Assembly - Limited Travel / 14"

Note:

Includes operator, limiter screw, limiter washer, hex key and installation instructions.
Operator has a threaded hole in upper operator arm for set screw and nylon washer.



**Set Screw
Nylon Washer**



Hex Key

Order No.

9130378

Operator - Limited Travel


Note:

Includes operator only. Sash bracket and retaining clip are attached to the operator.
Operator has a threaded hole in upper operator arm for set screw and nylon washer.

**Corrosion
Resistant**

9183857

Screw - Vent Limiter


Note:

Used to secure the washer on the limited travel operator arm.

Description:

0-32 x 3/8" SS Hex

Order No.

9123386

Washer - Vent Limiter


Note:

Used with limited travel operator.

Description:

10 x 1/16"

Order No.

9123429

100 Series Awning Windows (2008 to Present)

Standard and Custom Windows

Hardware

Low Profile Operator

Operator - Encore / Low Profile

Note:

Includes operator only. Sash bracket and retaining clip are attached to the operator.



	Standard	Corrosion Resistant
	9032108	9179524

Operator Parts

Operator - Sash Bracket

Note:

Sash bracket is are attached to the operator.



Order No.

9123264

Operator - Retaining Clip

Note:

Sash bracket is attached to the operator.



Order No.

9183861

Operator Sash Bracket Screw

Note:

Screw used to attach the operator to the sash. Description: PH PAN 18-8 SS



Size

Order No.

8-15 X 3/4 IN
TYP A

9134932

Hardware

Hardware Packs

Hardware Pack / Operator (Cover and Handle)

Note:

 See [Service Guide 9050359](#) for hardware pack replacement. Uses Casement LH.

		Color	Order No.
		Dark Bronze	9144692
		Black	9144693
		Antique Brass	9144694
		Satin Nickel	9144695

Operator Covers

Cover - Operator

Note:

 See [Service Guide 9050359](#) for cover replacement.

		Color	Order No.
		White	9123297
		Sandtone	9123295

Operator Handles

Handle - Operator

Note:

 See [Service Guide 9050359](#) for cover replacement.

		Color	Order No.
		White	9123321
		Sandtone	9123323

100 Series Awning Windows (2008 to Present)

Standard and Custom Windows

Hardware

Lock Components

Note:

Fasteners from existing components may be needed to secure replacement part.

Lock Drive (April 2015 - Present)

		Order No.
		9133911

Lock Drive (2008 - April 2015)

		Order No.
		9046310

Lock Handle

Note:

See [Service Guide 9050359](#) for handle and bezel replacement. See [Service Video](#).

		Color	Order No.
		White	9046311
		Sandtone	9125946
		Black	9181457
		Dark Bronze	9181458
		Antique Brass	9191397
		Satin Nickel	9191396

Lock Bezel

		Color	Order No.
		White	9181453
		Sandtone	9181454
		Black	9181455
		Dark Bronze	9181456
		Antique Brass	9191395
		Satin Nickel	9191394

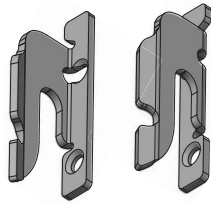
Hardware

Lock Keeper

Note:

Handing determined by location on unit as viewed from exterior.

Left
Hand




Right
Hand



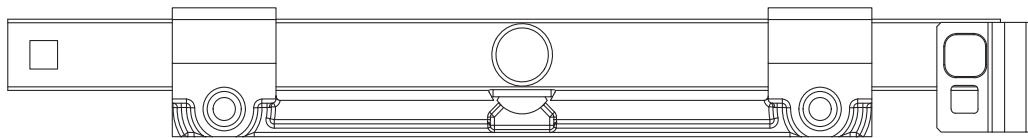
	Standard Black		Corrosion Resistant Stainless	
	Left	Right	Left	Right
	9046314	9046313	9046316	9046315

Tie/Lock-Bar - 1 Point *(April 2015 - Present)*



	Standard		Corrosion Resistant	
	Left	Right	Left	Right
	9133930	9133932	9133931	9133933

Tie/Lock-Bar - 7" *(Prior to April 2015)*



	Standard		Corrosion Resistant	
	Left	Right	Left	Right
	9123238	9123240	9123237	9123239

100 Series Awning Windows (2008 to Present)

Standard and Custom Windows

Hardware

Hinge Kits


Awning Hinge Kit - 14"

Note:

Handing determined by location on unit as viewed from exterior.

Kit Includes:

- (1) Hinge track, 14"
- (1) Hinge arm, 14"
- (8) Screws - #8 x 3/4" PH FLAT 18-8 SS



	Standard		Corrosion Resistant	
	Left	Right	Left	Right
	9046304	9046305	9046306	9046307

Hinge Screw

Description: PH FLAT 18-8 SS



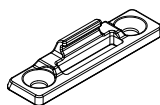
Size	Order No.
8-15 X 3/4 IN TYP A	9168696

Miscellaneous Hardware Parts

Snugger (July 2010 to Present)

Note:

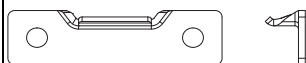
Secures to sash and frame. Size of unit determines the quantity (1 or 2) used.



Order No.

3071403

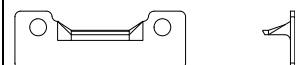
Compression Snubber - Sash (Prior to July 2010)



Order No.

N/A

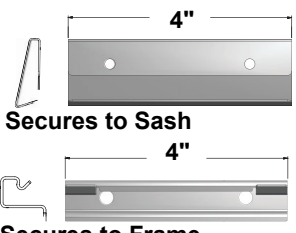


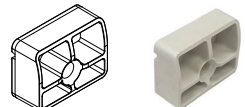

Compression Snubber - Frame (Prior to July 2010)



Order No.

N/A




Hardware





Stationary Bracket and Clip Kit (April 2015 to Present)			
Kit Includes: (8) Stationary sash clips (8) Stationary frame brackets See Service Guide 9044913 for sash replacement. See individual screws not included with kit.			
 Secures to Sash Secures to Frame		Length	Order No.
		4 inches	9138884
Bracket and Clip Screw (April 2015 - Present)			
Note: Use to secure stationary sash clip. Description: PH PAN 18-8 SS			
		Size	Order No.
		8-15 X 3/4 IN TYP A	9134932
Sash Bracket Screw (April 2015 - Present)			
Note: Use to secure stationary frame bracket. Description: PH FLAT 18-8 SS			
		Size	Order No.
		8-15 X 3/4 IN TYP A	9168696
Stationary Bracket and Clip Kit (Prior to April 2015)			
Kit Includes: (8) Stationary sash clips (8) Stationary frame brackets			Order No.
			9130024
Spacer - Stationary Sash			
		Color	Order No.
		White	9123268
		Black	9123269
Bracket and Clip Screw (April 2015 - Present)			
Note: Use to secure stationary frame bracket. Description: PH FLAT 18-8 SS			
		Size	Order No.
		8-15 X 3/4 IN TYP A	9168696

100 Series Awning Windows (2008 to Present)

Standard and Custom Windows

Hardware

Fasteners (April 2015 - Present)			
Screw (April 2015 - Present)			
Note: Use to secure hinge, snubber, keeper, stationary frame bracket.			
	Description: PH PAN 18-8 SS	Size	Order No.
		8-15 X 3/4 IN TYP A	9168696
Screw (April 2015 - Present)			
Note: Use to secure operator stud and stationary spacer.			
	Description: PH FLAT 18-8 SS	Size	Order No.
		8-15 X 3/4 IN TYP A	9134930
Screw (April 2015 - Present)			
Note: Use to attach the operator to the sash, secure lock, tie/lock bar and stationary sash clip.			
	Description: PH PAN 18-8 SS	Size	Order No.
		8-15 X 3/4 IN TYP A	9134932

Vintage Fasteners (2008 - April 2015)			
Screw (2008 - April 2015)			
Note: Use to secure keeper, hinge track, hinge arms, operator track, stationary bracket, stationary spacer. Use to secure snubbers used after 07/2010.			
	Description: PH PAN 18-8 SS	Size	Order No.
		8-15 X 3/4 IN TYP A	9168696
Screw (2008 - April 2015)			
Note: Use to install lock drive and tie/lock bars.			
	Description: PH 18-8SS	Size	Order No.
		6-20 X 5/8	9123381
Screw (2008 - April 2015)			
Note: Use to install operator and stud bracket. Use to secure snubbers used prior to 07/2010.			
	Description: PH 18-8 SS	Size	Order No.
		8-18 X 5/8	9123383
Screw (2008 - April 2015)			
Note: Used to secure stationary sash clip and awning operator bracket.			
	Description: PH 18-8SS	Size	Order No.
		8-18 X 5/8	9123382

Installation Materials

Fasteners

Installation Clip Kit *(February 2023 - Present)*

Note:

Use to secure unit. Kit includes installation clip, plastisol coated screws (4) and gasket.

		Order No.
		9179715

Installation Screw Kit

Note:

Quantity of eight screws. Used to install flangeless unit frame and insert unit frame of awning and casement windows.

	Description	Color	Order No.
		White	9179707
		Sandtone	9179708
		Dark Bronze	9179709
		Black	9179710

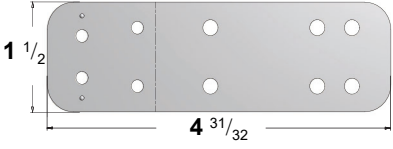

Screw Pack - Flush Fin *(April 2023 - Present)*

Note:

Screw packs used to install flush fin units.

		Color	Order No.
		White	9184765
		Sandtone	9184766
		Dark Bronze	9184767
		Black	9184768

Jamb Clip

		Order No.
		9123272

Gasket - Jamb Clip

		Order No.
		9123316

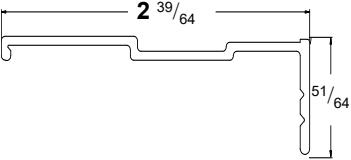
100 Series Awning Windows (2008 to Present)

Standard and Custom Windows

Installation Materials

Installation Components

Sloped Sill Adaptor

		Color	Order No.	
			48"	96"
		White	9130539	9130545
		Terratone	9130544	9130550
		Sandtone	9130543	9130549
		Cocoa Bean	9130541	9130547
		Dark Bronze	9130542	9130548
		Black	9130540	9130546

Extension Jamb Attachment Flange

Note:

Quantity of 50. See [Accessory Guide 9064334](#).

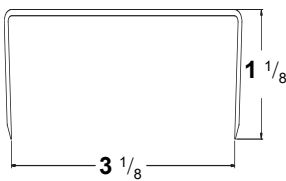

		Order No.
		9130438

Head Expander

Note:

Head expander assists in filling the opening at the top of the window when doing an interior installation.

See [Installation Guide 9183352](#).

		Exterior Color	Interior Color	Length	Order No.
		White		48"	9179667
		Dark Bronze			9199149
		Black			9199148
		Dark Bronze	White		9199150
		Black	White		9199151

Flush Fin Interior Flat Trim - Straight (April 2023 - Present)

Note:

Used to trim out gap between flush fin units and interior wall returns. Cut to size.

		Color	Length	Order No.
		White	144"	9199357
		Sandtone		9199360
		Dark Bronze		9199359
		Black		9199358

Installation Materials

Exterior Trim Components

1" Exterior Frame / Sill Extender Trim Kit


Note:

Sill extender fits into the exterior accessory kerf in the window frame to hide the gap between the new insert (flangeless) window and the existing window frame at the sill.

Replacement exterior frame/sill extender trim kits are made to order.

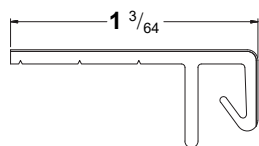
To order, state:

1. Generic order #9000405
2. Product ID (from product label, see [Service Guide 9051877](#))
3. Manufacturing date and product description

1" Exterior Frame / Sill Extender Trim / Lineal Lengths

Note:

See [Installation Guide 9183351](#).

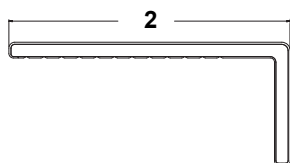


Color	PVC	
	72"	145 5/8"
White	9179668	9179673
Terratone	9179670	9179675
Sandtone	9179669	9179674
Dark Bronze	9179671	9179676
Black	9179672	9179677

2" Exterior Frame / Sill Extender Trim / Lineal Lengths (February 2023 - Present)

Note:

See [Installation Guide 9183351](#).



Color	Fibrex	
	72"	150"
White	9199138	9199143
Terratone	9199142	9199147
Sandtone	9199141	9199146
Dark Bronze	9199140	9199145
Black	9199139	9199144

100 Series Awning Windows (2008 to Present)

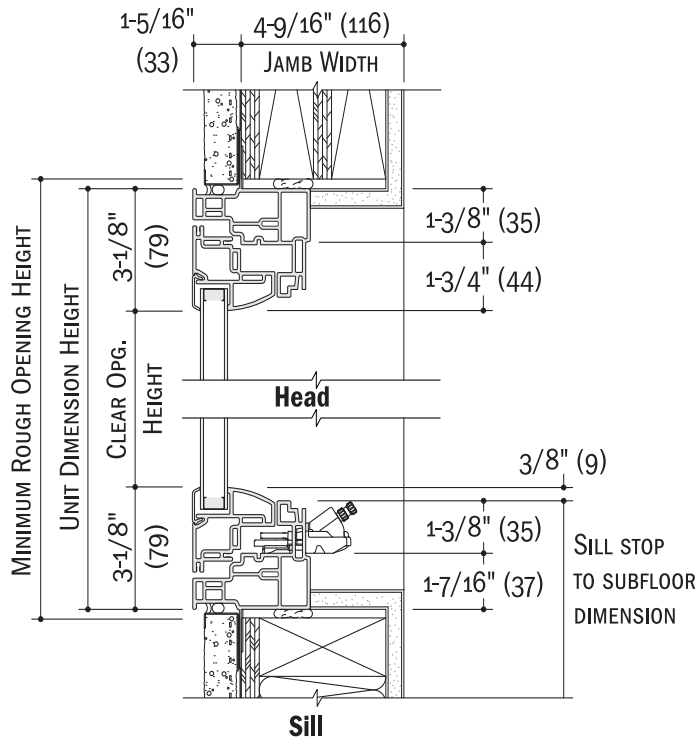
Standard and Custom Windows

Frames

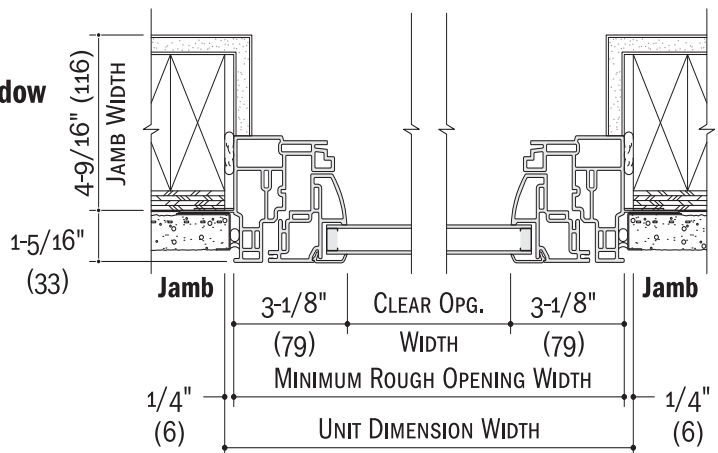
Frame Illustration

Note:

See latest [Product Details](#).



**Vertical Section
Casement or Awning Window**



**Horizontal Section
Casement or Awning Window**

100 Series Awning Window Frame Assembly

Frames

Frames Assembly


Frame

Note:

Replacement frames are not available. Replace complete unit assembly.

Frame Parts

Frame Corner Gasket

		Order No.
		9046291

Gasket - Operator *(Prior to April 2015)*

Note:

Sits underneath operator.

		Order No.
		9123319

100 Series Awning Windows (2008 to Present)

Standard and Custom Windows

Joining

Joining Components - All Mull Systems

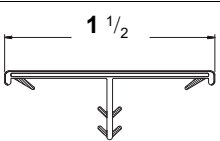
Note:

The following kits & components are used in **all** mull systems (non-reinforced, reinforced, easy connect). Refer to mulling installation guides for additional detail.

Trim Strip (August 2019 - Present)

Note:

See [page 37](#) for previous vintage.

		60"	72"	96"	144"
	White	9178715	9178716	9178717	9178718
	Terratone	-	-	9178729	9178730
	Sandtone	-	-	9178719	9178720
	Dark Bronze	9178725	9178726	9178727	9178728
	Black	9178721	9178722	9178723	9178724

End Cap (August 2019 - Present)

Note:

Used in 1 3/8" standard and flangeless frames.

	Color	Order No.
	White	9178738
	Terratone	9178742
	Sandtone	9178739
	Dark Bronze	9178741
	Black	9178740

End Cap - Stucco Key (May 2021 - Present)

Note:


Used in 1" stucco frame.

	Color	Order No.
	White	9185998
	Terratone	9186002
	Sandtone	9185999
	Dark Bronze	9186001
	Black	9186000

Screw - Gusset Plate

Note:

Used to fasten reinforced, easy connect and non-reinforced gusset plates.

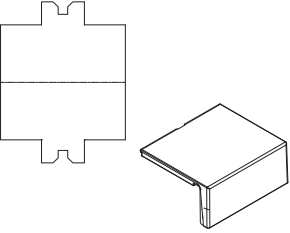
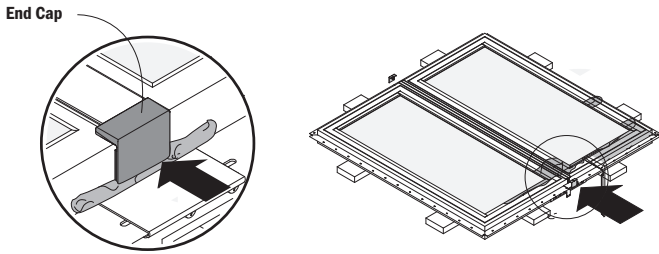
	Description	Order No.
	#8 x 3/4" Flat Head	9199428

Joining

End Cap Kit (August 2019 - Present)

Note:

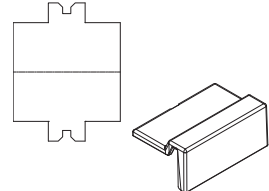
Kit includes two end caps and two flange gaskets. Used for end sealing mull joins.

		Color	Order No.
		White	9180195
		Terratone	9180199
		Sandtone	9180198
		Dark Bronze	9180197
		Black	9180196

End Cap Kit - Stucco Key (May 2021 - Present)

Note:

Kit includes two end caps and two flange gaskets. Used for end sealing mull joins.

		Color	Order No.
		White	9186537
		Terratone	9186541
		Sandtone	9186540
		Dark Bronze	9186539
		Black	9186538

100 Series Awning Windows (2008 to Present)

Standard and Custom Windows

Joining

Non-Reinforced Joining Components (August 2019 - Present)

Note: Contains non-reinforced components for one-way non-reinforced joining and non-reinforced portion of two-way joins. See [Joining Guide 9014080](#) for one-way non-reinforced joining. See [Joining Guide 9179728](#) and [Joining Guide 9179729](#) for two-way joining.

Kits are configured through iQ+. See [Drip Cap](#) options.

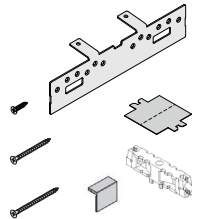
Window Mull Hardware Kit (August 2019 - Present)

Note: [Joining Guide 9014080](#)

Complete hardware kit for one-way non-reinforced joining only. Used in 1 3/8" standard and flange-less frames.

Hardware Kit Includes:

- (2) Gusset Plates
- (2) End Caps
- (2) Flange Gaskets
- (2) Joining Strip Plugs
- Fasteners

	Color	Interior White	Interior Sandtone	Interior Dark Bronze	Interior Black
		Order No.	Order No.	Order No.	Order No.
	White	9180575	9180573	-	-
	Terratone	9180579	-	-	-
	Sandtone	9180578	9180574	-	-
	Dark Bronze	9180577	-	9180580	-
	Black	9180576	-	-	9180581

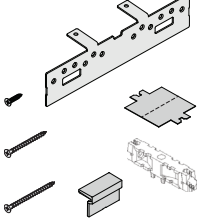
Window Mull Hardware Kit - Stucco Frame (May 2021 - Present)

Note: [Joining Guide 9014080](#)


Complete hardware kit for one-way non-reinforced joining only. Used in 1" stucco key frames.

Hardware Kit Includes:

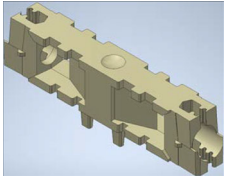
- (2) Gusset Plates
- (2) Stucco Key End Caps
- (2) Flange Gaskets
- (2) Joining Strip Plugs
- Fasteners

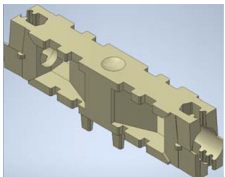
	Color	Interior White	Interior Sandtone	Interior Dark Bronze	Interior Black
		Order No.	Order No.	Order No.	Order No.
	White	9186543			
	Terratone	9186547			
	Sandtone	9186546	9186542		
	Dark Bronze	9186545		9186548	
	Black	9186544			9186549


Gusset Plate Kit (June 2023 - Present)

	Kit Includes:	Order No.
	(2) Gusset Plates (24) Fasteners	9180201

Joining

One Way Non-Reinforced Plug <i>(August 2019 - Present)</i>		
Note: Used in one-way joining only. One (1) non-reinforced plug. See Joining Guide 9014080 for one-way non-reinforced joining.		
		Order No.
		9199430

Two Way Non-Reinforced Plug Kit <i>(August 2019 - Present)</i>		
Note: Used in two-way joining only. Includes two (2) non-reinforced plugs, two way joining part and installation guide. See Joining Guide 9179728 and Joining Guide 9179729 for two-way joining.		
		Order No.
		9180200

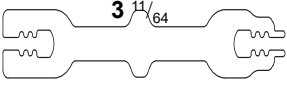
Screw - Joining Kit (2012 - Present)			
Note: . Kit includes 16 -2 inch & 16 -2-3/4 inch fasteners. Used when joining units together through fiberglass joining strip.			
			Order No.
		White	9180202
		Sandtone	9180205
		Dark Bronze	9180204
		Black	9180203


Screw - Joining <i>(2012 - Present)</i>			
Note: Individual screws used when joining units together through fiberglass joining strip.			
	Color	#8 x 2" Bugle Head HD	#8 x 2 3/4" Bugle Head
		Order No.	Order No.
	White	9123374	9123376
	Sandtone	9123375	9123377
	Dark Bronze	9144613	9144615
	Black	9144614	9144616

100 Series Awning Windows (2008 to Present)

Standard and Custom Windows

Joining

Fiberglass Joining Strip - 95" Piece		
Note: Structural piece of the non-reinforced mull system used to join two units.		
		Order No.
		9123342

Gusset Plate (June 2023 - Present)		
		Order No.
		9199429

Joining

Reinforced Joining Components *(August 2019 - Present)*

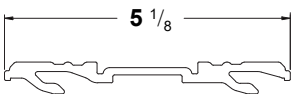
Note:

See [Joining Guide 9179729](#). Kits are configured through iQ+. See [Drip Cap](#) options.

Joining Plate - Fiberglass *(August 2019 - Present)*

Note:

Structural mull component of the reinforced mull system that joins two units (one-way) or combination of units (two-way) together.

		Size	Order No.
		94 1/2	9178731
		118 1/2	9178732
		142 1/2	9178733

Alignment Spacer *(August 2019 - Present)*

Note:

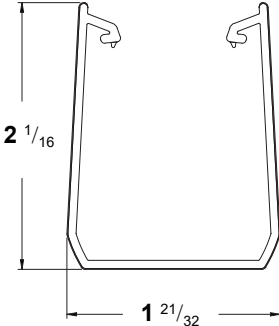
Used to locate the joining plates on unit or combination.

		Size	Order No.
		144	9178736

Interior Cover *(August 2019 - Present)*

Note:

Used to cover the interior of the reinforced join.

	Color	72"	96"	144"
	White	9178751	9178754	9178758
	Sandtone	-	9178755	9178759
	Dark Bronze	9178753	9178757	9178761
	Black	9178752	9178756	9178760

Gusset Plate *(August 2019 - Present)*

Note:

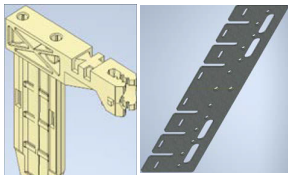



Used for factory assembled reinforced joins or field assembled reinforced joins.

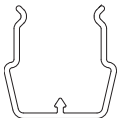
	Type	Order No.
	Standard	9178743

100 Series Awning Windows (2008 to Present)

Standard and Custom Windows

Joining

Hardware Kit - Reinforced Joining		
Note: Used in Reinforced Two-Way joins. See Joining Guide 9179729 .		
 	Kit Includes: (2) Reinforced Plug (2) Flat Gussets (24) #8 x 3/4" Flat Head Screws (4) #10 x 2" Flat Head Screws (32) #10 x 7/8" Truss Head Screws	Order No.
		9180206
	#10 x 2" Flat Head Screw	3621400
	#10-12 x 7/8" Truss Head Screw	9178737

Bar - Stiffener (August 2019 - Present)		
Note: Used in Reinforced Mull Kits.		
		Order No.
		9178746

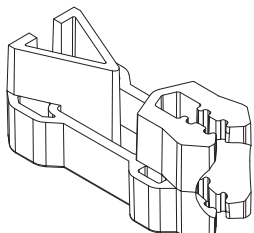
Joining

Reinforced Easy Connect Joining Components *(August 2019 - Present)*

Note:

See [Joining Guide 9183919](#). These are components specific to Easy Connect joining only. Review above sections for additional compatible mull components. See [Drip Cap](#) options.

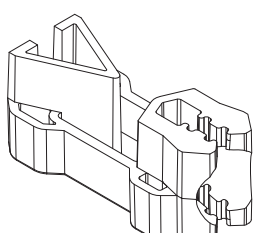
Easy Connect Join-In-Opening Kit

	Kit Includes: (2) Join-In-Opening Plugs (1) Easy Connect Joining Guide	Order No.
		9180207

End Plug *(August 2019 - Present)*

Note:

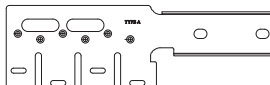

Part of Easy Connect Field Kit. Used to seal ends of Easy Connect joins.

		Order No.
		9178747

Gusset Plate *(August 2019 - Present)*

Note:

Used for factory prepped joins (JPR, JPL, JPLR, JPH, JPS and JPHS) only.

		Type	Order No.
		A	9178744
		Type	Order No.
		B	9178745

100 Series Awning Windows (2008 to Present)

Standard and Custom Windows

Joining

Vintage Joining Components (2012 - July 2019)

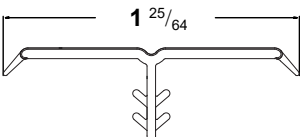
Window Mull Hardware Kit (2012 - July 2019)

	Color	White Interior	Sandtone Interior	Dark Bronze Interior	Black Interior
		Order No.	Order No.	Order No.	Order No.
	White Exterior	9130457	9130451	-	-
	Terratone Exterior	9130462	9130456	-	-
	Sandtone Exterior	9130461	9130455	-	-
	Cocoa Bean Exterior	9130459	9130453		
	Dark Bronze Exterior	9130460	9130454	9144650	-
	Black Exterior	9130458	9130452		9144651


Interior/Exterior Trim - 96" Piece (2012 - July 2019)

Note:

Used June 2012 to July 2019. See [page 39](#) for previous vintage in Service Replacement section (TSM approval).

		Color	Order No.
		White	9123400
		Terratone	9123415
		Sandtone	9123412
		Cocoa Bean	9123406
		Dark Bronze	9123409
		Black	9123403

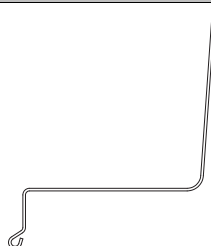
End Cap (2012 - July 2019)

		Color	Order No.
		White	9123306
		Terratone	9123311
		Sandtone	9123310
		Cocoa Bean	9123308
		Dark Bronze	9123309
		Black	9123307

Joining


Drip Caps

Universal Drip Cap



Color	72"	95 1/2"	120"	151"
	Order No.	Order No.	Order No.	Order No.
White	2222525	3884233	2222546	2222555
Terratone	2222528	3884234	2222549	2222557
Sandtone	2222530	3884235	2222551	2222559
Cocoa Bean	9003118	9003087	9003128	9003132
Dark Bronze	9020502	9103993	9020504	9020506
Black	9003561	9125949	9003569	9003577

Universal Drip Cap / 1" Stucco Key Frame



Color	72"	95 1/2"	120"	151"
	Order No.	Order No.	Order No.	Order No.
White	9130416	9130417	9130414	9130415
Terratone	9130436	9130437	9130434	9130435
Sandtone	9130432	9130433	9130430	9130431
Cocoa Bean	N/A	N/A	N/A	9130423
Dark Bronze	9130428	9130429	9130426	9130427
Black	9130420	9130421	9130418	9130419

100 Series Awning Windows (2008 to Present)

Service Replacement

Service Replacement Only Parts

Service Replacement Only Parts

Note:


This section is specifically designed for parts that should only be ordered if a Field Service Manager/Service Provider has requested them to be ordered or if the customer agrees to also pay for a non-warranty repair/replace service job (subject to availability) for these parts to be installed. We do not recommend anyone other than a trained AW employee or Service Provider install these parts due to the complexity of installation, modifications required for installation and/or requirement of special tools.

Trim Strip

Interior/Exterior Trim with VHB Tape Applied - 96" Piece


Note:

Used through May 2012.

		Color	Order No.
		White	9130553
		Terratone	9130558
		Sandtone	9130557
		Dark Bronze	9130555
		Black	9130556

Spacer

Setting Block

		Dimensions	Order No.
		1/8" x 1" x 3"	9047443
		1/8" x 7/8" x 3"	9046289
		1/16" x 7/8" x 2 1/4"	9123258

Service Replacement Only Parts

Glazing Bead

Glazing Bead / 8'

Note:
96" lineal length.

		Color	Order No.
		White	9130404
		Terratone	9130409
		Sandtone	9130408
		Cocoa Bean	9130406
		Dark Bronze	9130407
		Black	9130405

Weatherstrip


Weatherstrip with PVC Adhesive Back - Foam

Note:
For use on the top rail, prior to April 2015
Black tape, foam PVC. For current, see [Weatherstrip-Top Rail Bulb](#).

Color	Size	Order No.
Black	5/16 x 3/8 x 20	9130390
	5/16 x 3/8 x 50	2962027

Retainer / Lock Bezel


Retainer / Lock Bezel

		Color	Qty	Order No.
		White	1	9152352
			100	9178826

Retention Kit Clip

Retention Kit Clip

Note:
Kit contents shown for single (1) quantity. For use on units manufactured prior to September 9, 2019.

	Kit Includes: (1) Retention Clip (1) #10-32 X 3/8" Low Profile SHCS (2) 8-15 X 1" TYP A TYP 17 PH PAN STL ZC UF (1) #10 x .062" Thick Flat Nylon Washer (1) 3/32" Hex Drive (1) Guide 9185564	Qty	Order No.
		1	9185562
		50	9185563

Screw - Retention Kit Clip

Description	Order No.
8-15 X 1" TYP A SS	9185706

100 Series Awning Windows (2008 to Present)

Service Replacement

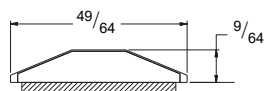
Service Replacement Only Parts

Grille / Vinyl

Exterior/Interior Grille with tape / Vinyl / 3/4" W

Note:

3/4" wide. See Guide. See [Service Guide 9153244](#).

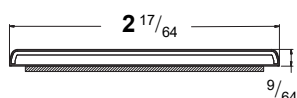


Color	72"	108"
White	9178882	9173962
Terratone	9178884	9173964
Sandtone	9178883	9173963
Cocoa Bean	9178885	9173965
Dark Bronze	9178886	9173966
Black	9178887	9173967

Exterior/Interior Grille with tape / Vinyl / 2 1/4" W

Note:

2 1/4" wide. See [Service Guide 9153244](#).



Color	72"	108"
White	9178899	9173979
Terratone	9178894	9173974
Sandtone	9178895	9173975
Cocoa Bean	9178897	9173977
Dark Bronze	9178896	9173976
Black	9178898	9173978

817 Mull Repair

Adhesive - Dual Pack Injector

Order No.

9180322

Dispensing Gun - 2 Part Adhesive Application

Order No.

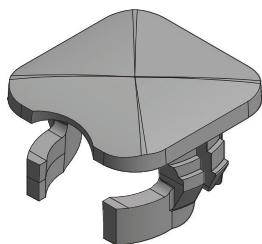
9068754

Nozzle - Straight Tip

Order No.

9053806

Weep Hole Covers



Color	Order No.
White	9164001
Terratone	9172923
Sandtone	9172924
Cocoa Bean	9172925
Black	9172926
Dark Bronze	9164002

Service Replacement Only Parts

Flush Fin Mull Components

Bent Interior Flat Trim Kits *(April 2023 - Present)*

Note:

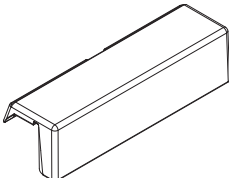
Made to order kits for flush fin specialty shapes individual units & specialty shapes mulls. Specific unit dimensions required - use product ID label or service technician to measure correct dimensions.

		Order No.
		Configured

End Cap - Flush Fin *(April 2023 - Present)*

Note:

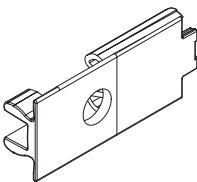
Used on flush fin mull.

		Color	Order No.
		White	9185751
		Terratone	9185755
		Sandtone	9185752
		Dark Bronze	9185754
		Black	9185753

End Plug - Flush Fin *(April 2023 - Present)*

Note:

Used for end sealing flush fin mull.

		Order No.
		9185756