What's in This Section

Standard, Transom and Picture Windows . . . . . Page 3

Parts Illustration 3

Parts Illustration 3

Unit Sizes 4

Unit Size Chart - Standard Windows 4

Unit Size Chart - Picture Windows 7

Product Informtion 10

Standard and Custom Window Sizes 10

A Series Product Label 10

Product History 10

Color Options Exterior 11

Color / Finish Options Interior 12

Glass Options 13

Grille Options 14

Sash 15

Sash Size Table 15

Sash Illustration - Split Arm 24

Sash Illustration - Straight Arm 25

Sash Options 26

Sash Parts 27

Weatherstrip 28

Glass 29

Glass - Picture Windows 29

Glass Parts 30

Insect Screens 31

Insect Screen - TruScene® Screens 31

Insect Screen - Standard Screens 33

Insect Screen Parts 41

Grilles 42

Grilles - Standard / Interior 42

Interior Grille Parts 43

Hardware 45

Operator Chart 45

Split Arm Operator Contemporary & Traditional 46

Split Arm Operator Parts 46

Straight Arm Operator - 12" Traditional 47

Straight Arm Operator - 14" Traditional 48

Straight Arm Operator - 14" Contemporary 48
Hinge Chart 50
Hinge Kits 51
Hinge Parts 52
Hardware Packs - Folding 53
Operator Covers 53
Operator Handles 54
Locks *(October 2013 - present)* 55
Locks *(2008 - October 2013)* 56
Lock Components 57
Installation Kits 58
Installation Materials 58
Optional Hardware 59
Fasteners 60

Frames 61

Frame Assembly - Standard Windows 61
Frame - Standard Window 62
Frame Assembly - Picture Windows 63
Frame - Picture Window 64
Stops - Venting and Stationary Windows 65
Stops - Picture Windows 68
Extension Jambs 70
Stools 71
Frame Parts 73

Joining Components 74

Reinforced (Fiberglass) Joining Kit Exploded View 74
Reinforced (Fiberglass) Joining Kits 76
Reinforced (Fiberglass) Joining Kit Components 77
Miscellaneous Joining Components/Fasteners 82
Universal Drip Cap - Continuous 84

Service Replacement . . . . . Page 85

Service Replacement Only Parts 85

Service Replacement Only Parts 85
Exterior Grilles - Permanently Applied / Taped 85
Weatherstrip 87

Standard, Transom and Picture Windows

Parts Illustration

Parts Illustration

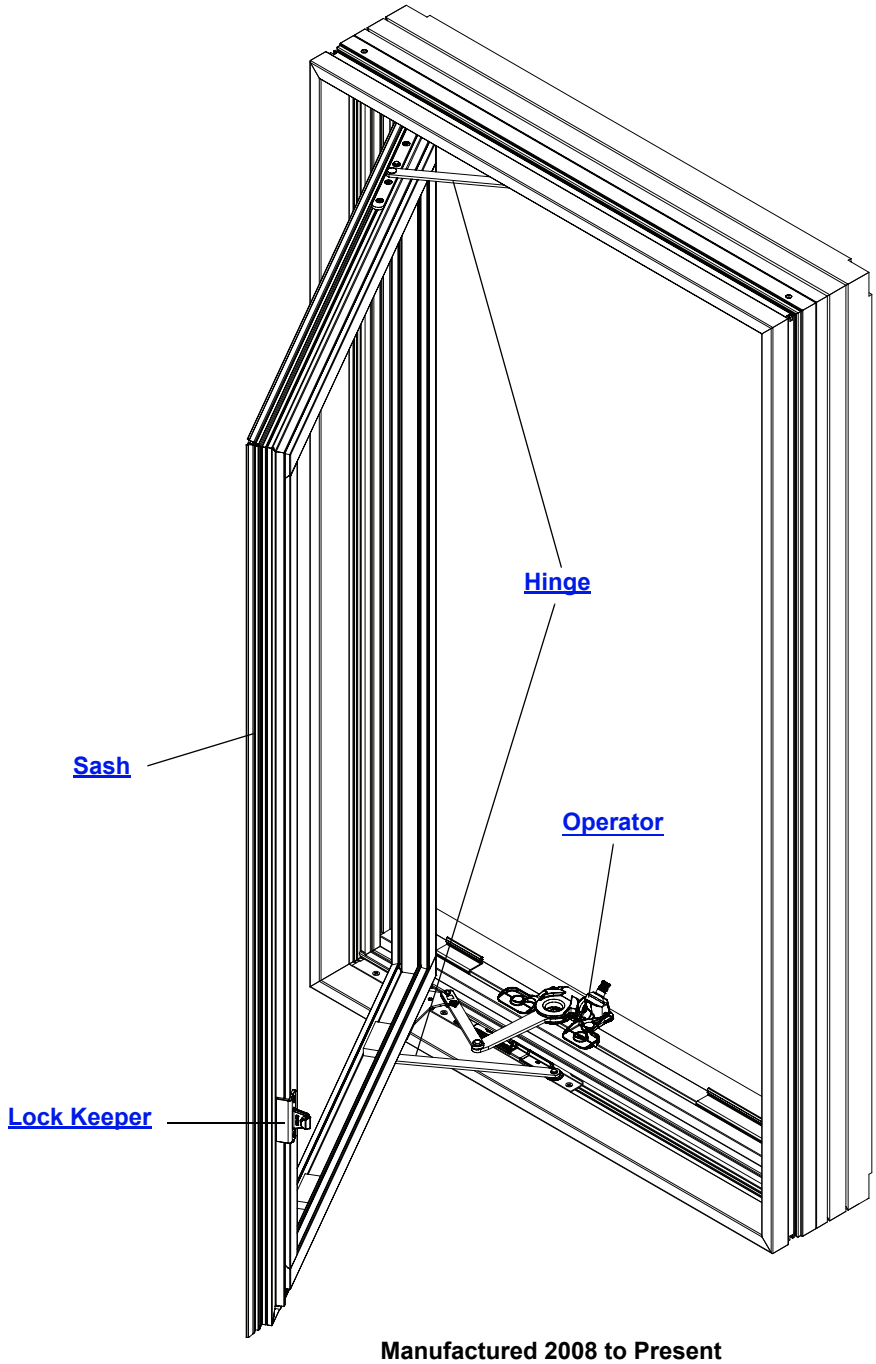

Manufactured 2008 to Present

A-Series Casement Window Unit Parts

Unit viewed from exterior.

Unit Sizes

Unit Size Chart - Standard Windows

Note:
Handing is viewed from exterior. Unit Dimension refers to overall outside-to-outside frame. Unobstructed Glass refers to visible glass dimensions. Numbers in parentheses are metric measurements. See latest Size Grid.

Table of Casement Window Sizes
Scale 1/8" (3) = 1'-0" (305)—1:96

Window Dimension	1'-7 1/4" (489)	1'-11 1/4" (591)	2'-3 1/4" (692)	2'-5 1/4" (743)	2'-7 1/4" (794)	2'-9 1/4" (845)	2'-11 1/4" (895)	3'-1 1/4" (946)	3'-3 1/4" (997)	3'-5 1/4" (1048)	3'-7 1/4" (1099)	3'-9 1/4" (1149)	3'-11 1/4" (1200)
Minimum Rough Opening	1'-8" (508)	2'-0" (610)	2'-4" (711)	2'-6" (762)	2'-8" (813)	2'-10" (864)	3'-0" (914)	3'-2" (965)	3'-4" (1016)	3'-6" (1067)	3'-8" (1118)	3'-10" (1168)	4'-0" (1219)
Unobstructed Glass	12 5/8" (320)	16 5/8" (422)	20 5/8" (523)	22 5/8" (574)	24 5/8" (625)	26 5/8" (676)	28 5/8" (726)	30 5/8" (777)	32 5/8" (828)	34 5/8" (930)	36 5/8" (1031)	38 5/8" (1133)	40 5/8" (1234)

CUSTOM SIZES AVAILABLE

Height	Rough Opening	Unobstructed Glass	CUSTOM SIZES AVAILABLE
1'-11 1/4" (591)	2'-0" (610)	15 13/16" (401)	
2'-3 1/4" (692)	2'-4" (711)	19 5/16" (503)	
2'-7 1/4" (794)	2'-8" (813)	23 13/16" (605)	
2'-11 1/4" (895)	3'-0" (914)	27 13/16" (706)	
3'-3 1/4" (997)	3'-4" (1016)	31 13/16" (808)	
3'-7 1/4" (1099)	3'-8" (1118)	35 13/16" (909)	
3'-11 1/4" (1200)	4'-0" (1219)	39 13/16" (1011)	
4'-3 1/4" (1302)	4'-4" (1321)	43 13/16" (1113)	
4'-7 1/4" (1403)	4'-8" (1422)	47 13/16" (1214)	
4'-11 1/4" (1505)	5'-0" (1524)	51 13/16" (1316)	
5'-3 1/4" (1607)	5'-4" (1626)	55 13/16" (1417)	
5'-7 1/4" (1708)	5'-8" (1727)	59 13/16" (1519)	

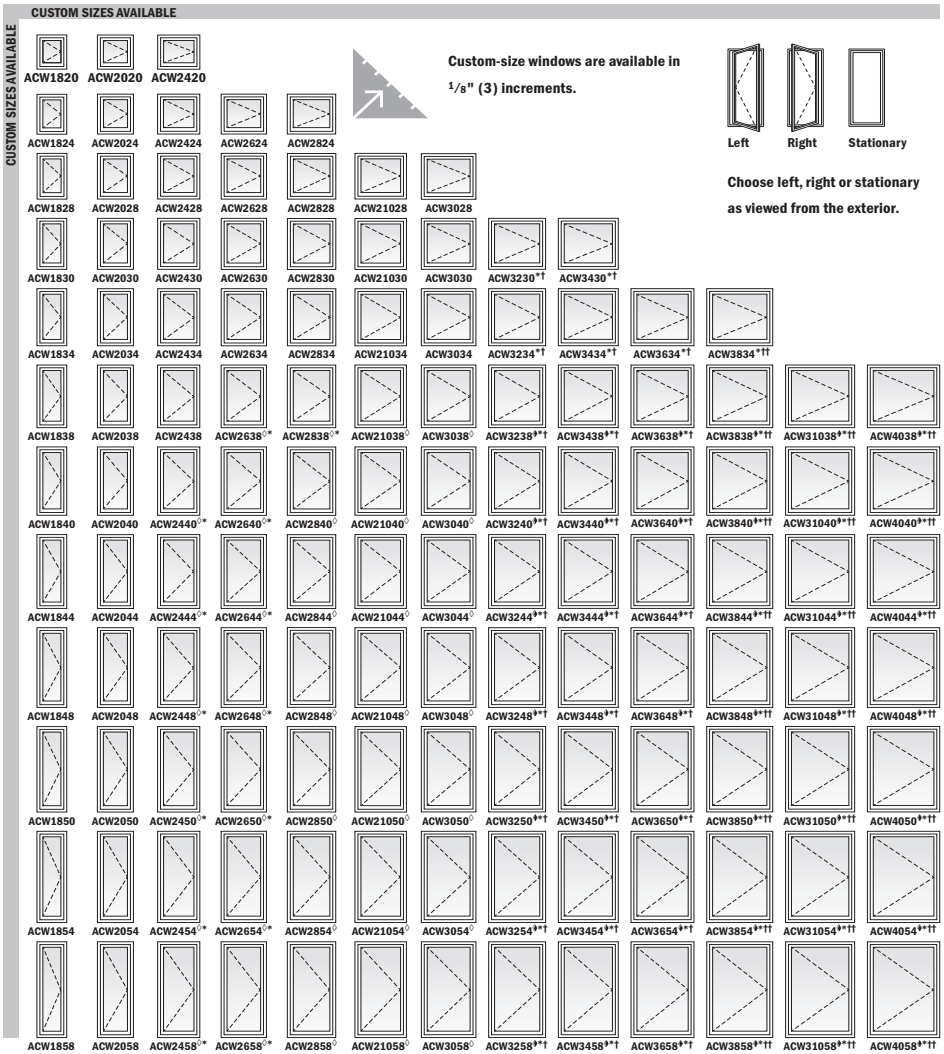

- "Window Dimension" always refers to outside frame to frame dimension.
- "Minimum Rough Opening" dimensions may need to be increased to allow for use of building wraps, flashing, sill panning, brackets, fasteners or other items.
- Dimensions in parentheses are in millimeters.

◊Meet or exceed clear opening area of 5.7 sq.ft. or 0.53 m², clear opening width of 20" (508) and clear opening height of 24" (610).
*Available with straight-arm operators only; all other sizes have split-arm operators only.
†Not available with triple-pane annealed glass.
††Not available with triple-pane annealed or tempered glass.
♦Meet or exceed clear opening area of 5.7 sq.ft. or 0.53 m², clear opening width of 20" (508) and clear opening height of 24" (610), with limited clear opening.

A-Series Casement Standard Window Unit Sizes

Unit viewed from exterior.

Unit Size Chart - Standard Windows

Note:
Handing is viewed from exterior. Unit Dimension refers to overall outside-to-outside frame. Unobstructed Glass refers to visible glass dimensions. Numbers in parentheses are metric measurements. See latest **Size Grid**.

Table of Casement Window Sizes (continued)
Scale 1/8" (3) = 1'-0" (305)– 1:96

Notes on the previous page also apply to this page.

Window Dimension	1'-7 1/4" (489)	1'-11 1/4" (591)	2'-3 1/4" (692)	2'-5 1/4" (743)	2'-7 1/4" (794)	2'-9 1/4" (845)	2'-11 1/4" (895)	3'-1 1/4" (946)	3'-3 1/4" (997)	3'-5 1/4" (1048)	3'-7 1/4" (1099)	3'-9 1/4" (1149)	3'-11 1/4" (1200)
Minimum Rough Opening	1'-8" (508)	2'-0" (610)	2'-4" (711)	2'-6" (762)	2'-8" (813)	2'-10" (864)	3'-0" (914)	3'-2" (965)	3'-4" (1016)	3'-6" (1067)	3'-8" (1118)	3'-10" (1168)	4'-0" (1219)
Unobstructed Glass	12 5/8" (320)	16 5/8" (422)	20 5/8" (523)	22 5/8" (574)	24 5/8" (625)	26 5/8" (676)	28 5/8" (726)	30 5/8" (777)	32 5/8" (828)	34 5/8" (930)	36 5/8" (1031)	38 5/8" (1133)	40 5/8" (1234)
CUSTOM SIZES AVAILABLE													
5'-11 1/4" (1810) / 6'-0" (1829) / 63 13/16" (1621)	ACW1860†	ACW2060†	ACW2460◊*	ACW2660◊*	ACW2860◊†	ACW21060◊†	ACW3060◊†	ACW3260♦*†	ACW3460♦*†	ACW3660♦*†	ACW3860♦*†	ACW31060♦*†	ACW4060♦*†
6'-3 1/4" (1911) / 6'-4" (1930) / 67 13/16" (1722)	ACW1864†	ACW2064†	ACW2464♦*†	ACW2664♦*†	ACW2864♦*†	ACW21064♦*†	ACW3064♦*†	ACW3264♦*†	ACW3464♦*†	ACW3664♦*†	ACW3864♦*†	ACW31064♦*†	ACW4064♦*†
6'-7 1/4" (2013) / 6'-8" (2032) / 71 13/16" (1824)	ACW1868†	ACW2068†	ACW2468♦*†	ACW2668♦*†	ACW2868♦*†	ACW21068♦*†	ACW3068♦*†	ACW3268♦*†	ACW3468♦*†	ACW3668♦*†	ACW3868♦*†	ACW31068♦*†	ACW4068♦*†
6'-11 1/4" (2115) / 7'-0" (2134) / 75 13/16" (1925)	ACW1870†	ACW2070†	ACW2470♦*†	ACW2670♦*†	ACW2870♦*†	ACW21070♦*†	ACW3070♦*†	ACW3270♦*†	ACW3470♦*†	ACW3670♦*†	ACW3870♦*†	ACW31070♦*†	ACW4070♦*†
7'-3 1/4" (2216) / 7'-4" (2235) / 79 13/16" (2027)	ACW1874††	ACW2074††	ACW2474♦*††	ACW2674♦*††	ACW2874♦*††	ACW21074♦*††	ACW3074♦*††	ACW3274♦*††	ACW3474♦*††	ACW3674♦*††	ACW3874♦*††	ACW31074♦*††	ACW4074♦*††
7'-7 1/4" (2318) / 7'-8" (2337) / 83 13/16" (2129)	ACW1878††	ACW2078††	ACW2478♦*††	ACW2678♦*††	ACW2878♦*††	ACW21078♦*††	ACW3078♦*††	ACW3278♦*††	ACW3478♦*††	ACW3678♦*††	ACW3878♦*††	ACW31078♦*††	ACW4078♦*††
7'-11 1/4" (2419) / 8'-0" (2438) / 87 13/16" (2230)	ACW1880††	ACW2080††	ACW2480♦*††	ACW2680♦*††	ACW2880♦*††	ACW21080♦*††	ACW3080♦*††	ACW3280♦*††	ACW3480♦*††	ACW3680♦*††	ACW3880♦*††	ACW31080♦*††	ACW4080♦*††

• "Window Dimension" always refers to outside frame to frame dimension.
• "Minimum Rough Opening" dimensions may need to be increased to allow for use of building wraps, flashing, sill panning, brackets, fasteners or other items.
• Dimensions in parentheses are in millimeters.
◊ Meet or exceed clear opening area of 5.7 sq.ft. or 0.53 m^2, clear opening width of 20" (508) and clear opening height of 24" (610).
♦ Meet or exceed clear opening area of 5.7 sq.ft. or 0.53 m^2, clear opening width of 20" (508) and clear opening height of 24" (610) with a limited sash opening.
* Available with straight-arm operators only; all other sizes have split-arm operators only.
† Not available with triple-pane annealed glass.
†† Not available with triple-pane annealed or tempered glass.

A-Series Casement Standard Window Unit Sizes

Unit Sizes

Unit Size Chart - Picture Windows

Note:
Unit Dimension refers to overall outside-to-outside frame. Unobstructed Glass refers to visible glass dimensions. Numbers in parentheses are metric measurements. See latest **Size Grid** in Product Guide (pages 50-54).

Unit Dimension	1'-3 1/4" (387)	1'-7 1/4" (489)	1'-11 1/4" (591)	2'-3 1/4" (692)	2'-5 1/4" (743)	2'-7 1/4" (794)	2'-9 1/4" (845)	2'-11 1/4" (895)	3'-1 1/4" (946)	3'-3 1/4" (997)	3'-7 1/4" (1099)	3'-11 1/4" (1200)	4'-3 1/4" (1302)
Minimum Rough Opening	1'-4" (406)	1'-8" (508)	2'-0" (610)	2'-4" (711)	2'-6" (762)	2'-8" (813)	2'-10" (864)	3'-0" (914)	3'-2" (965)	3'-4" (1016)	3'-8" (1118)	4'-0" (1219)	4'-4" (1321)
Unobstructed Glass	8 5/8" (219)	12 5/8" (321)	16 5/8" (422)	20 5/8" (524)	22 5/8" (575)	24 5/8" (625)	26 5/8" (676)	28 5/8" (727)	30 5/8" (778)	32 5/8" (829)	36 5/8" (930)	40 5/8" (1032)	44 5/8" (1133)
1'-11 1/4" (591) / 2'-0" (610) / 15 13/16" (401)	APW1420	APW1820	APW2020	APW2420	APW2620	APW2820	APW21020	APW3020	APW3220	APW3420	APW3820	APW 4020	APW4420
2'-3 1/4" (692) / 2'-4" (711) / 19 13/16" (503)	APW1424	APW1824	APW2024	APW2424	APW2624	APW2824	APW21024	APW3024	APW3224	APW3424	APW3824	APW4024	APW4424
2'-7 1/4" (794) / 2'-8" (813) / 23 13/16" (604)	APW1428	APW1828	APW2028	APW2428	APW2628	APW2828	APW21028	APW3028	APW3228	APW3428	APW3828	APW4028	APW4428
2'-11 1/4" (895) / 3'-0" (914) / 27 13/16" (706)	APW1430	APW1830	APW2030	APW2430	APW2630	APW2830	APW21030	APW3030	APW3230	APW3430	APW3830	APW4030	APW4430
3'-3 1/4" (997) / 3'-4" (1016) / 31 13/16" (808)	APW1434	APW1834	APW 034	APW2434	APW2634	APW2834	APW21034	APW3034	APW3234	APW3434	APW3834	APW4034	APW4434
3'-7 1/4" (1099) / 3'-8" (1118) / 35 13/16" (910)	APW1438	APW1838	APW2038	APW2438	APW2638	APW2838	APW21038	APW3038	APW3238	APW3438	APW3838	APW4038	APW4438
3'-11 1/4" (1200) / 4'-0" (1219) / 39 13/16" (1011)	APW1440	APW1840	APW2040	APW2440	APW2640	APW2840	APW21040	APW3040	APW3240	APW3440	APW3840	APW4040	APW4440
4'-3 1/4" (1302) / 4'-4" (1321) / 43 13/16" (1113)	APW1444	APW1844	APW2044	APW2444	APW2644	APW2844	APW21044	APW3044	APW3244	APW3444	APW3844	APW4044	APW4444
4'-7 1/4" (1403) / 4'-8" (1422) / 47 13/16" (1214)	APW1448	APW1848	APW2048	APW2448	APW2648	APW2848	APW21048	APW3048	APW3248	APW3448	APW3848	APW4048	APW4448
4'-11 1/4" (1505) / 5'-0" (1524) / 51 13/16" (1316)	APW1450	APW1850	APW2050	APW2450	APW2650	APW2850	APW21050	APW3050	APW3250	APW3450	APW3850	APW4050	APW4450
5'-3 1/4" (1607) / 5'-4" (1626) / 55 13/16" (1418)	APW1454	APW1854	APW2054	APW2454	APW2654	APW2854	APW21054	APW3054	APW3254	APW3454	APW3854	APW4054	APW4454
5'-7 1/4" (1708) / 5'-8" (1727) / 59 13/16" (1519)	APW1458	APW1858	APW2058	APW2458	APW2658	APW2858	APW21058	APW3058	APW3258	APW3458	APW3858	APW4058	APW4458
5'-11 1/4" (1810) / 6'-0" (1829) / 63 13/16" (1621)	APW1460	APW1860	APW2060	APW2460	APW2660	APW2860	APW21060	APW3060	APW3260	APW3460	APW3860	APW4060	APW4460

A-Series Casement Picture Window Unit Sizes

Unit viewed from exterior.

Unit Size Chart - Picture Windows

Note:
Unit Dimension refers to overall outside-to-outside frame. Unobstructed Glass refers to visible glass dimensions. Numbers in parentheses are metric measurements. See latest **Size Grid** in Product Guide (pages 50-54).



A-Series Casement Picture Window Unit Sizes

Unit viewed from exterior.

Unit Sizes

Unit Size Chart - Picture Windows

Note:
Unit Dimension refers to overall outside-to-outside frame. Unobstructed Glass refers to visible glass dimensions. Numbers in parentheses are metric measurements. See latest **Size Grid** in Product Guide (pages 50-54).

Unit Dimension	1'-3 1/4" (387)	1'-7 1/4" (489)	1'-11 1/4" (591)	2'-3 1/4" (692)	2'-5 1/4" (743)	2'-7 1/4" (794)	2'-9 1/4" (845)	2'-11 1/4" (895)	3'-1 1/4" (946)	3'-3 1/4" (997)	3'-7 1/4" (1099)	3'-11 1/4" (1200)	4'-3 1/4" (1302)
Minimum Rough Opening	1'-4" (406)	1'-8" (508)	2'-0" (610)	2'-4" (711)	2'-6" (762)	2'-8" (813)	2'-10" (864)	3'-0" (914)	3'-2" (965)	3'-4" (1016)	3'-8" (1118)	4'-0" (1219)	4'-4" (1321)
Unobstructed Glass	8 5/8" (219)	12 5/8" (321)	16 5/8" (422)	20 5/8" (524)	22 5/8" (575)	24 5/8" (625)	26 5/8" (676)	28 5/8" (727)	30 5/8" (778)	32 5/8" (829)	36 5/8" (930)	40 5/8" (1032)	44 5/8" (1133)

A-Series Casement Picture Window Unit Sizes

Unit viewed from exterior.

Product Information

Standard and Custom Window Sizes

Note:
A-Series Casement Windows are available in standard sizes (see standard size charts, page 9). Replacement parts for some standard windows can be ordered using the numbers listed in this catalog. Many replacement parts for standard windows are made to order. These items are ordered using the Product ID found on the identification label and a description of the part needed. See **Service Guide 9051877**.
A-Series Casement Windows are also available in custom sizes in 1/8″ increments between the smallest and the largest standard sizes. Most replacement parts for custom-sized windows are made to order and can be ordered with the Product ID found on the identification label and a description of the part needed. See **Service Guide 9051877**.

A Series Product Label

Note:
Every A-Series Casement Window will have an identification label **or** glass etching containing a unique Product ID. The Product ID on A-Series Casement Windows will be located at the bottom of the window frame underneath the sill stop or etched into the glass. See **Service Guide 9051877**. The Product ID may be up to 14 digits long (excluding hyphens), depending on the age of the unit. Replacement parts will also get their own unique Product ID. When ordering replacement parts, providing the Product ID ensures that replacement parts match the specifications.

Product History

2023	Exterior/Interior Contemporary Grilles and Contemporary Interior Glass Stop profile option on Casement, Awning, Double-Hung, Picture, Transom and Specialty windows.
2022	PG Upgrade introduced.
2019	Additional Stormwatch® sizes up to 3680 introduced.
2018	Additional Stormwatch® sizes up to 31074 introduced.
2016	Monumental sizes up to 4080 introduced.
2016	Triple pane glass introduced.
2015	HeatLock™ glass introduced.
2015	Vertical Grain Douglas Fir, Cherry and Mahogany interior species introduced.
2013	Additional Tandem, Triple Lock/Keeper configurations introduced.
2012	Stormwatch® protection introduced.
2012	Distressed Nickel finish for traditional style folding hardware introduced.
2008	SmartSun™ glass introduced.
2008	Casement Window introduced.

Product Information

Color Options Exterior

Note:
Latest Exterior color options.

Color / Finish Options Interior

Note:
See **interior species/finish/color options**. See iQ+ for specific configuration options.

Interior Stains

Honey

Natural

Cinnamon

Russet

Mocha

Espresso

Interior Species

Pine

Maple

Vertical Grain Douglas Fir

Oak

Cherry

Mahogany

Interior Colors / Painted & Primed

White

Birch Bark

Primed

Sandtone

Canvas

Terratone

Forest Green

Dove Gray

Prairie Grass

Cocoa Bean

Red Rock

Black

Dark Bronze

Product Information

Glass Options

Glass Options

Additional Glass Options:
Sound Control (STC) glass.
Breather tubes available for high altitudes.
Patterned glass options, Specialty Glass available as Obscure, Fern, Reed Vertical, Cascade Vertical and Satin Etch.
See iQ+ for inclusive list of glass options.



Clear Dual Pane

Low-E

Low-E SmartSun™



Low-E Sun

Low-E PassiveSun®

Low-E Heatlock®



Low-E SmartSun™ Heatlock®



Low-E PassiveSun® Heatlock®

Glass Strength

No Logo	TEMPERED UA 16CFR 1201 II ANSI Z97.1 2009 SGCC XXXX CIG-XX XMM MM/DD/YR CAN/CGSB 12.1-M90	**Note:** If tempered, logo can be located in any corner other than the AW logo location
Standard	**Tempered**	

Glass Spacer Options

			
Black	**Stainless**	**White**	

Product Information

Grille Options

Grille Options / Types

Note:
*Full Divided light with energy spacer has grilles that are permanently applied to the interior and exterior of the window. The narrow spacer bar minimizes transfer of heat and cold to the interior surface, improving the overall thermal performance.

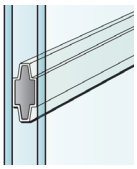	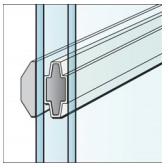	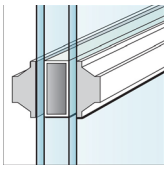	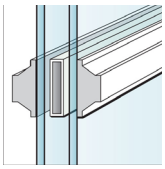	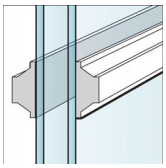
Finelight™ Grilles-Between-the-Glass	**Finelight™ Grilles-Between-the-Glass w/Exterior Grilles**	**Full Divided Light (FDL)**	**Full Divided Light (FDL) w/Energy Spacer***	**Simulated Divided Light (SDL)**

Grille Patterns

Note:
Grille Bar Width: 3/4" and 2 1/4".
Alignment: Standard or no grille alignment options.
Division: Typical or state width or height options.

			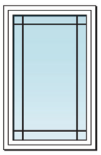	
Colonial	**Specified Equal Light**	**Specified Unequal Light**	**Prairie A**	**Modified Colonial**
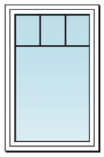	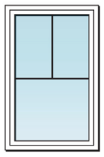	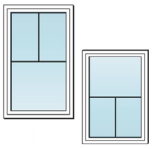		
Short Fractional	**Tall Fractional**	**Specified Equal Light Fractional**		

Sash

Sash Size Table

Note:
Overall Sash is measured outside edge to outside edge of frame.
Unobstructed Glass is dimension from outside edge to outside edge of visible glass only.
See **Measuring Visible Glass Video**.

Sash Size Table - Standard Windows

Unit No.		Overall Sash (w x h)	Unobstructed Glass (w x h)
18	ACW1820	17 9/32 x 21 9/32	12 5/8 x 15 13/16
	ACW1824	17 9/32 x 25 9/32	12 5/8 x 19 13/16
	ACW1828	17 9/32 x 29 9/32	12 5/8 x 23 13/16
	ACW1830	17 9/32 x 33 9/32	12 5/8 x 27 13/16
	ACW1834	17 9/32 x 37 9/32	12 5/8 x 31 13/16
	ACW1838	17 9/32 x 41 9/32	12 5/8 x 35 13/16
	ACW1840	17 9/32 x 45 9/32	12 5/8 x 39 13/16
	ACW1844	17 9/32 x 49 9/32	12 5/8 x 43 13/16
	ACW1848	17 9/32 x 53 9/32	12 5/8 x 47 13/16
	ACW1850	17 9/32 x 57 9/32	12 5/8 x 51 13/16
	ACW1854	17 9/32 x 61 9/32	12 5/8 x 55 13/16
	ACW1858	17 9/32 x 65 9/32	12 5/8 x 59 13/16
	ACW1860	17 9/32 x 69 9/32	12 5/8 x 63 13/16
	ACW1864	17 9/32 x 73 9/32	12 5/8 x 67 13/16
	ACW1868	17 9/32 x 77 9/32	12 5/8 x 71 13/16
	ACW1870	17 9/32 x 81 9/32	12 5/8 x 75 13/16
	ACW1874	17 9/32 x 85 9/32	12 5/8 x 79 13/16
	ACW1878	17 9/32 x 89 9/32	12 5/8 x 83 13/16
	ACW1880	17 9/32 x 93 9/32	12 5/8 x 87 13/16

Sash

Sash Size Table - Standard Windows			
Unit No.		Overall Sash (w x h)	Unobstructed Glass (w x h)
20	ACW2020	21 9/32 X 21 9/32	16 5/8 X 15 13/16
	ACW2024	21 9/32 X 25 9/32	16 5/8 X 19 13/16
	ACW2028	21 9/32 X 29 9/32	16 5/8 X 23 13/16
	ACW2030	21 9/32 X 33 9/32	16 5/8 X 27 13/16
	ACW2034	21 9/32 X 37 9/32	16 5/8 X 31 13/16
	ACW2038	21 9/32 X 41 9/32	16 5/8 X 35 13/16
	ACW2040	21 9/32 X 45 9/32	16 5/8 X 39 13/16
	ACW2044	21 9/32 X 49 9/32	16 5/8 X 43 13/16
	ACW2048	21 9/32 X 53 9/32	16 5/8 X 47 13/16
	ACW2050	21 9/32 X 57 9/32	16 5/8 X 51 13/16
	ACW2054	21 9/32 X 61 9/32	16 5/8 X 55 13/16
	ACW2058	21 9/32 X 65 9/32	16 5/8 X 59 13/16
	ACW2060	21 9/32 X 69 9/32	16 5/8 X 63 13/16
	ACW2064	21 9/32 X 73 9/32	16 5/8 X 67 13/16
	ACW2068	21 9/32 X 77 9/32	16 5/8 X 71 13/16
	ACW2070	21 9/32 X 81 9/32	16 5/8 X 75 13/16
	ACW2074	21 9/32 X 85 9/32	16 5/8 X 79 13/16
	ACW2078	21 9/32 X 89 9/32	16 5/8 X 83 13/16
	ACW2080	21 9/32 X 93 9/32	16 5/8 X 87 13/16

Sash

Sash Size Table - Standard Windows			
Unit No.		Overall Sash (w x h)	Unobstructed Glass (w x h)
24	ACW2420	25 9/32 X 21 9/32	20 5/8 X 15 13/16
	ACW2424	25 9/32 X 25 9/32	20 5/8 X 19 13/16
	ACW2428	25 9/32 X 29 9/32	20 5/8 X 23 13/16
	ACW2430	25 9/32 X 33 9/32	20 5/8 X 27 13/16
	ACW2434	25 9/32 X 37 9/32	20 5/8 X 31 13/16
	ACW2438	25 9/32 X 41 9/32	20 5/8 X 35 13/16
	ACW2440	25 9/32 X 45 9/32	20 5/8 X 39 13/16
	ACW2444	25 9/32 X 49 9/32	20 5/8 X 43 13/16
	ACW2448	25 9/32 X 53 9/32	20 5/8 X 47 13/16
	ACW2450	25 9/32 X 57 9/32	20 5/8 X 51 13/16
	ACW2454	25 9/32 X 61 9/32	20 5/8 X 55 13/16
	ACW2458	25 9/32 X 65 9/32	20 5/8 X 59 13/16
	ACW2460	25 9/32 X 69 9/32	20 5/8 X 63 13/16
	ACW2464	25 9/32 X 73 9/32	20 5/8 X 67 13/16
	ACW2468	25 9/32 X 77 9/32	20 5/8 X 71 13/16
	ACW2470	25 9/32 X 81 9/32	20 5/8 X 75 13/16
	ACW2474	25 9/32 X 85 9/32	20 5/8 X 79 13/16
	ACW2478	25 9/32 X 89 9/32	20 5/8 X 83 13/16
	ACW2480	25 9/32 X 93 9/32	20 5/8 X 87 13/16

Sash

Sash Size Table - Standard Windows			
Unit No.		Overall Sash (w x h)	Unobstructed Glass (w x h)
26	ACW2624	27 9/32 X 25 9/32	22 5/8 X 19 13/16
	ACW2628	27 9/32 X 29 9/32	22 5/8 X 23 13/16
	ACW2630	27 9/32 X 33 9/32	22 5/8 X 27 13/16
	ACW2634	27 9/32 X 37 9/32	22 5/8 X 31 13/16
	ACW2638	27 9/32 X 41 9/32	22 5/8 X 35 13/16
	ACW2640	27 9/32 X 45 9/32	22 5/8 X 39 13/16
	ACW2644	27 9/32 X 49 9/32	22 5/8 X 43 13/16
	ACW2648	27 9/32 X 53 9/32	22 5/8 X 47 13/16
	ACW2650	27 9/32 X 57 9/32	22 5/8 X 51 13/16
	ACW2654	27 9/32 X 61 9/32	22 5/8 X 55 13/16
	ACW2658	27 9/32 X 65 9/32	22 5/8 X 59 13/16
	ACW2660	27 9/32 X 69 9/32	22 5/8 X 63 13/16
	ACW2664	27 9/32 X 73 9/32	22 5/8 X 67 13/16
	ACW2668	27 9/32 X 77 9/32	22 5/8 X 71 13/16
	ACW2670	27 9/32 X 81 9/32	22 5/8 X 75 13/16
	ACW2674	27 9/32 X 85 9/32	22 5/8 X 79 13/16
	ACW2678	27 9/32 X 89 9/32	22 5/8 X 83 13/16
	ACW2680	27 9/32 X 93 9/32	22 5/8 X 87 13/16

Sash

Sash Size Table - Standard Windows			
Unit No.		Overall Sash (w x h)	Unobstructed Glass (w x h)
28	ACW2824	29 9/32 X 25 9/32	24 5/8 X 19 13/16
	ACW2828	29 9/32 X 29 9/32	24 5/8 X 23 13/16
	ACW2830	29 9/32 X 33 9/32	24 5/8 X 27 13/16
	ACW2834	29 9/32 X 37 9/32	24 5/8 X 31 13/16
	ACW2838	29 9/32 X 41 9/32	24 5/8 X 35 13/16
	ACW2840	29 9/32 X 45 9/32	24 5/8 X 39 13/16
	ACW2844	29 9/32 X 49 9/32	24 5/8 X 43 13/16
	ACW2848	29 9/32 X 53 9/32	24 5/8 X 47 13/16
	ACW2850	29 9/32 X 57 9/32	24 5/8 X 51 13/16
	ACW2854	29 9/32 X 61 9/32	24 5/8 X 55 13/16
	ACW2858	29 9/32 X 65 9/32	24 5/8 X 59 13/16
	ACW2860	29 9/32 X 69 9/32	24 5/8 X 63 13/16
	ACW2864	29 9/32 X 73 9/32	24 5/8 X 67 13/16
	ACW2868	29 9/32 X 77 9/32	24 5/8 X 71 13/16
	ACW2870	29 9/32 X 81 9/32	24 5/8 X 75 13/16
	ACW2874	29 9/32 X 85 9/32	24 5/8 X 79 13/16
	ACW2878	29 9/32 X 89 9/32	24 5/8 X 83 13/16
	ACW2880	29 9/32 X 93 9/32	24 5/8 X 87 13/16
210	ACW21028	31 9/32 X 29 9/32	26 5/8 X 23 13/16
	ACW21030	31 9/32 X 33 9/32	26 5/8 X 27 13/16
	ACW21034	31 9/32 X 37 9/32	26 5/8 X 31 13/16
	ACW21038	31 9/32 X 41 9/32	26 5/8 X 35 13/16
	ACW21040	31 9/32 X 45 9/32	26 5/8 X 39 13/16
	ACW21044	31 9/32 X 49 9/32	26 5/8 X 43 13/16
	ACW21048	31 9/32 X 53 9/32	26 5/8 X 47 13/16
	ACW21050	31 9/32 X 57 9/32	26 5/8 X 51 13/16
	ACW21054	31 9/32 X 61 9/32	26 5/8 X 55 13/16
	ACW21058	31 9/32 X 65 9/32	26 5/8 X 59 13/16
	ACW21060	31 9/32 X 69 9/32	26 5/8 X 63 13/16
	ACW21064	31 9/32 X 73 9/32	26 5/8 X 67 13/16
	ACW21068	31 9/32 X 77 9/32	26 5/8 X 71 13/16
	ACW21070	31 9/32 X 81 9/32	26 5/8 X 75 13/16
	ACW21074	31 9/32 X 85 9/32	26 5/8 X 79 13/16
	ACW21078	31 9/32 X 89 9/32	26 5/8 X 83 13/16
	ACW21080	31 9/32 X 93 9/32	26 5/8 X 87 13/16

Sash

Sash Size Table - Standard Windows			
Unit No.		Overall Sash (w x h)	Unobstructed Glass (w x h)
30	ACW3028	33 9/32 X 29 9/32	28 5/8 X 23 13/16
	ACW3030	33 9/32 X 33 9/32	28 5/8 X 27 13/16
	ACW3034	33 9/32 X 37 9/32	28 5/8 X 31 13/16
	ACW3038	33 9/32 X 41 9/32	28 5/8 X 35 13/16
	ACW3040	33 9/32 X 45 9/32	28 5/8 X 39 13/16
	ACW3044	33 9/32 X 49 9/32	28 5/8 X 43 13/16
	ACW3048	33 9/32 X 53 9/32	28 5/8 X 47 13/16
	ACW3050	33 9/32 X 57 9/32	28 5/8 X 51 13/16
	ACW3054	33 9/32 X 61 9/32	28 5/8 X 55 13/16
	ACW3058	33 9/32 X 65 9/32	28 5/8 X 59 13/16
	ACW3060	33 9/32 X 69 9/32	28 5/8 X 63 13/16
	ACW3064	33 9/32 X 73 9/32	28 5/8 X 67 13/16
	ACW3068	33 9/32 X 77 9/32	28 5/8 X 71 13/16
	ACW3070	33 9/32 X 81 9/32	28 5/8 X 75 13/16
	ACW3074	33 9/32 X 85 9/32	28 5/8 X 79 13/16
	ACW3078	33 9/32 X 89 9/32	28 5/8 X 83 13/16
	ACW3080	33 9/32 X 93 9/32	28 5/8 X 87 13/16
32	ACW3230	35 9/32 X 33 9/32	30 5/8 X 27 13/16
	ACW3234	35 9/32 X 37 9/32	30 5/8 X 31 13/16
	ACW3238	35 9/32 X 41 9/32	30 5/8 X 35 13/16
	ACW3240	35 9/32 X 45 9/32	30 5/8 X 39 13/16
	ACW3244	35 9/32 X 49 9/32	30 5/8 X 43 13/16
	ACW3248	35 9/32 X 53 9/32	30 5/8 X 47 13/16
	ACW3250	35 9/32 X 57 9/32	30 5/8 X 51 13/16
	ACW3254	35 9/32 X 61 9/32	30 5/8 X 55 13/16
	ACW3258	35 9/32 X 65 9/32	30 5/8 X 59 13/16
	ACW3260	35 9/32 X 69 9/32	30 5/8 X 63 13/16
	ACW3264	35 9/32 X 73 9/32	30 5/8 X 67 13/16
	ACW3268	35 9/32 X 77 9/32	30 5/8 X 71 13/16
	ACW3270	35 9/32 X 81 9/32	30 5/8 X 75 13/16
	ACW3274	35 9/32 X 85 9/32	30 5/8 X 79 13/16
	ACW3278	35 9/32 X 89 9/32	30 5/8 X 83 13/16
	ACW3280	35 9/32 X 93 9/32	30 5/8 X 87 13/16

Sash

Sash Size Table - Standard Windows			
Unit No.		Overall Sash (w x h)	Unobstructed Glass (w x h)
34	ACW3430	37 9/32 X 33 9/32	32 5/8 X 27 13/16
	ACW3434	37 9/32 X 37 9/32	32 5/8 X 31 13/16
	ACW3438	37 9/32 X 41 9/32	32 5/8 X 35 13/16
	ACW3440	37 9/32 X 45 9/32	32 5/8 X 39 13/16
	ACW3444	37 9/32 X 49 9/32	32 5/8 X 43 13/16
	ACW3448	37 9/32 X 53 9/32	32 5/8 X 47 13/16
	ACW3450	37 9/32 X 57 9/32	32 5/8 X 51 13/16
	ACW3454	37 9/32 X 61 9/32	32 5/8 X 55 13/16
	ACW3458	37 9/32 X 65 9/32	32 5/8 X 59 13/16
	ACW3460	37 9/32 X 69 9/32	32 5/8 X 63 13/16
	ACW3464	37 9/32 X 73 9/32	32 5/8 X 67 13/16
	ACW3468	37 9/32 X 77 9/32	32 5/8 X 71 13/16
	ACW3470	37 9/32 X 81 9/32	32 5/8 X 75 13/16
	ACW3474	37 9/32 X 85 9/32	32 5/8 X 79 13/16
	ACW3478	37 9/32 X 89 9/32	32 5/8 X 83 13/16
	ACW3480	37 9/32 X 93 9/32	32 5/8 X 87 13/16
36	ACW3634	39 9/32 X 37 9/32	34 5/8 X 31 13/16
	ACW3638	39 9/32 X 41 9/32	34 5/8 X 35 13/16
	ACW3640	39 9/32 X 45 9/32	34 5/8 X 39 13/16
	ACW3644	39 9/32 X 49 9/32	34 5/8 X 43 13/16
	ACW3648	39 9/32 X 53 9/32	34 5/8 X 47 13/16
	ACW3650	39 9/32 X 57 9/32	34 5/8 X 51 13/16
	ACW3654	39 9/32 X 61 9/32	34 5/8 X 55 13/16
	ACW3658	39 9/32 X 65 9/32	34 5/8 X 59 13/16
	ACW3660	39 9/32 X 69 9/32	34 5/8 X 63 13/16
	ACW3664	39 9/32 X 73 9/32	34 5/8 X 67 13/16
	ACW3668	39 9/32 X 77 9/32	34 5/8 X 71 13/16
	ACW3670	39 9/32 X 81 9/32	34 5/8 X 75 13/16
	ACW3674	39 9/32 X 85 9/32	34 5/8 X 79 13/16
	ACW3678	39 9/32 X 89 9/32	34 5/8 X 83 13/16
	ACW3680	39 9/32 X 93 9/32	34 5/8 X 87 13/16

Sash

Sash Size Table - Standard Windows			
Unit No.		Overall Sash (w x h)	Unobstructed Glass (w x h)
38	ACW3834	41 9/32 X 37 9/32	36 5/8 X 31 13/16
	ACW3838	41 9/32 X 41 9/32	36 5/8 X 35 13/16
	ACW3840	41 9/32 X 45 9/32	36 5/8 X 39 13/16
	ACW3844	41 9/32 X 49 9/32	36 5/8 X 43 13/16
	ACW3848	41 9/32 X 53 9/32	36 5/8 X 47 13/16
	ACW3850	41 9/32 X 57 9/32	36 5/8 X 51 13/16
	ACW3854	41 9/32 X 61 9/32	36 5/8 X 55 13/16
	ACW3858	41 9/32 X 65 9/32	36 5/8 X 59 13/16
	ACW3860	41 9/32 X 69 9/32	36 5/8 X 63 13/16
	ACW3864	41 9/32 X 73 9/32	36 5/8 X 67 13/16
	ACW3868	41 9/32 X 77 9/32	36 5/8 X 71 13/16
	ACW3870	41 9/32 X 81 9/32	36 5/8 X 75 13/16
	ACW3874	41 9/32 X 85 9/32	36 5/8 X 79 13/16
	ACW3878	41 9/32 X 89 9/32	36 5/8 X 83 13/16
	ACW3880	41 9/32 X 93 9/32	36 5/8 X 87 13/16
310	ACW31038	43 9/32 X 41 9/32	38 5/8 X 35 13/16
	ACW31040	43 9/32 X 45 9/32	38 5/8 X 39 13/16
	ACW31044	43 9/32 X 49 9/32	38 5/8 X 43 13/16
	ACW31048	43 9/32 X 53 9/32	38 5/8 X 47 13/16
	ACW31050	43 9/32 X 57 9/32	38 5/8 X 51 13/16
	ACW31054	43 9/32 X 61 9/32	38 5/8 X 55 13/16
	ACW31058	43 9/32 X 65 9/32	38 5/8 X 59 13/16
	ACW31060	43 9/32 X 69 9/32	38 5/8 X 63 13/16
	ACW31064	43 9/32 X 73 9/32	38 5/8 X 67 13/16
	ACW31068	43 9/32 X 77 9/32	38 5/8 X 71 13/16
	ACW31070	43 9/32 X 81 9/32	38 5/8 X 75 13/16
	ACW31074	43 9/32 X 85 9/32	38 5/8 X 79 13/16
	ACW31078	43 9/32 X 89 9/32	38 5/8 X 83 13/16
	ACW31080	43 9/32 X 93 9/32	38 5/8 X 87 13/16

Sash

Sash Size Table - Standard Windows			
Unit No.		Overall Sash (w x h)	Unobstructed Glass (w x h)
40	ACW4038	45 9/32 X 41 9/32	40 5/8 X 35 13/16
	ACW4040	45 9/32 X 45 9/32	40 5/8 X 39 13/16
	ACW4044	45 9/32 X 49 9/32	40 5/8 X 43 13/16
	ACW4048	45 9/32 X 53 9/32	40 5/8 X 47 13/16
	ACW4050	45 9/32 X 57 9/32	40 5/8 X 51 13/16
	ACW4054	45 9/32 X 61 9/32	40 5/8 X 55 13/16
	ACW4058	45 9/32 X 65 9/32	40 5/8 X 59 13/16
	ACW4060	45 9/32 X 69 9/32	40 5/8 X 63 13/16
	ACW4064	45 9/32 X 73 9/32	40 5/8 X 67 13/16
	ACW4068	45 9/32 X 77 9/32	40 5/8 X 71 13/16
	ACW4070	45 9/32 X 81 9/32	40 5/8 X 75 13/16
	ACW4074	45 9/32 X 85 9/32	40 5/8 X 79 13/16
	ACW4078	45 9/32 X 89 9/32	40 5/8 X 83 13/16
	ACW4080	45 9/32 X 93 9/32	40 5/8 X 87 13/16

Sash Illustration - Split Arm

Note:
See current sash **Product Details**.

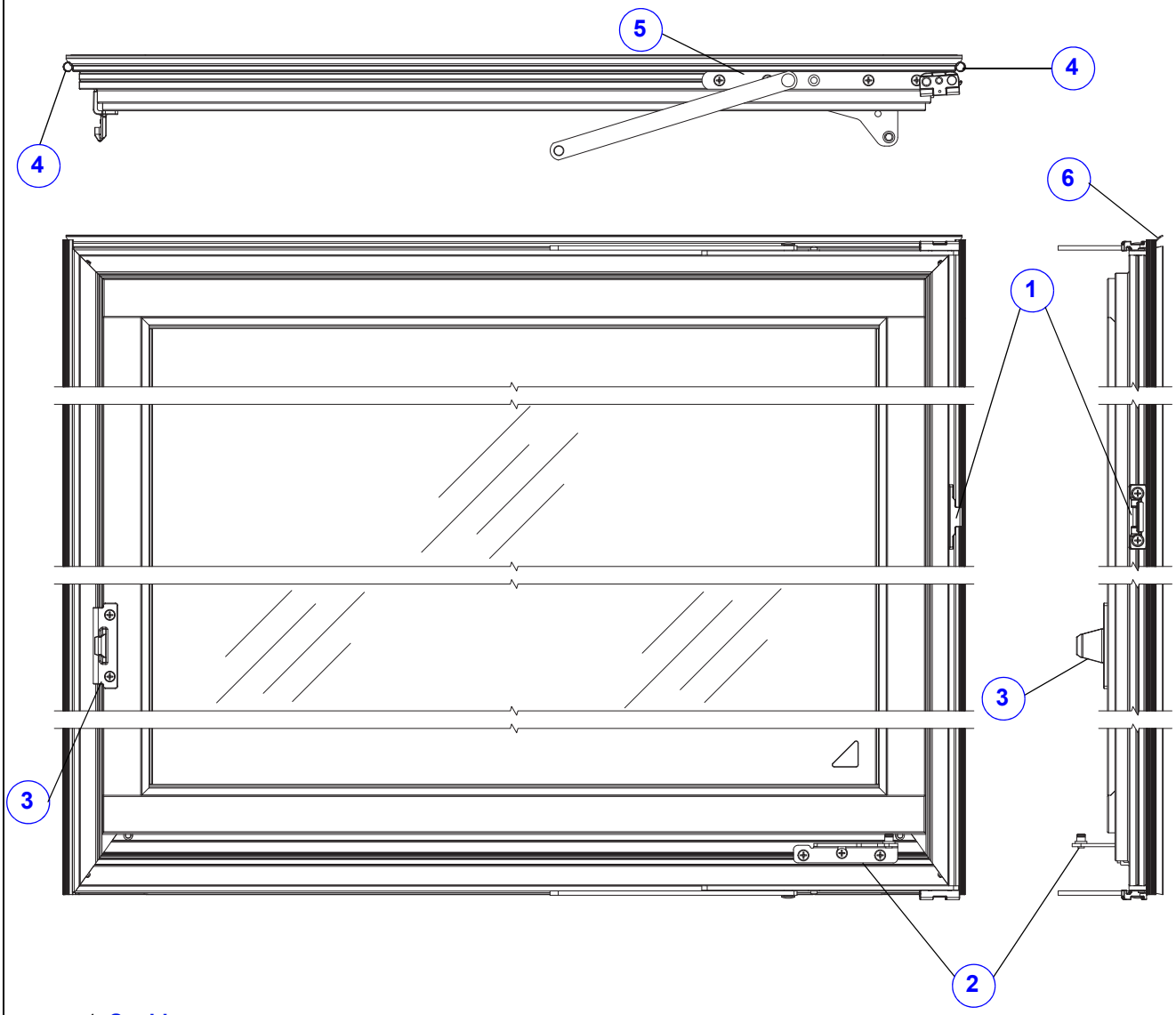

1. **Snubber**
2. **Split Arm Bracket**
3. **Keeper**
4. **Bulb Weatherstrip Waterbar** (Side)
5. **Hinge**
6. **Leaf Weatherstrip Waterbar** (Top)

Sash w/Split Arm Hardware

Sash

Sash Illustration - Straight Arm

Note:
See current sash **Product Details**.

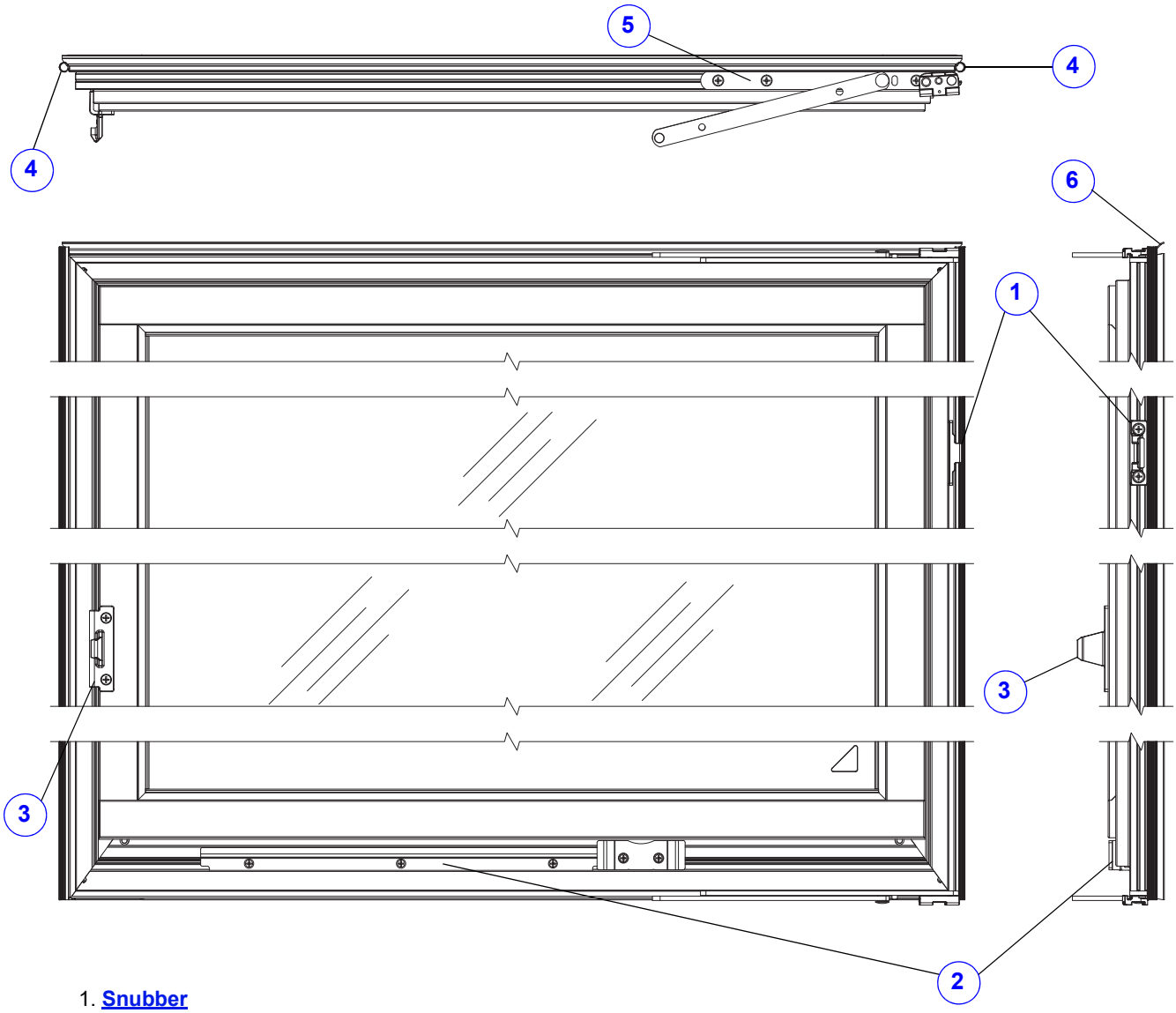

1. **Snubber**
2. **Straight Arm Track**
3. **Keeper**
4. **Bulb Weatherstrip Waterbar** (Side)
5. **Hinge**
6. **Leaf Weatherstrip Waterbar** (Top)

Sash w/Straight Arm Hardware

Sash Options

Note:
See **Service Guide 9001738** for stationary sash replacement.
See **Service Guide 9001740** for venting sash with split arm replacement.
See **Service Guide 9001739** for venting sash with straight arm replacement.
See current sash **Product Details**.
1″ glazing uses triple pane glass and art glass only. All other glazing options are 3/4″.

Sash - Standard Window

Low-E4®

Low-E4® SmartSun™

Low-E4® Triple-Pane

Low-E4® SmartSun™ Triple-Pane

Low-E4® Enhanced Triple-Pane

Low-E4® Enhanced Triple Pane HeatLock™

Low-E4® HeatLock™

Low-E4® SmartSun™ Enhanced Triple Pane HeatLock™

Low-E4® SmartSun™ HeatLock™

Low-E4® SmartSun™ Enhanced Triple Pane HeatLock™

Low-E4® PassiveSun® glass with HeatLock™ technology

TEMPERED UA
16CFR 1201 II
ANSI Z97.1 2009
SGCC XXXX
CIG-XX Xmm MM/DD/YR
CAN/CGSB 12.1-M90

Exterior color options:

White	Canvas	Dove Gray
Terratone	Prairie Grass	Red Rock
Sandtone	Cocoa Bean	Black
Forest Green	Dark Bronze	

Interior species/finish/color options:

Pine	Maple	Oak	Mahogany
Douglas Fir	Cherry		
Unfinished	Russet	Espresso	Clear Coat
Honey	Cinnamon	Mocha	
White-Painted	Birch Bark	Primed	Sandtone
Canvas	Terratone	Forest Green	Dove Gray
Prairie Grass	Cocoa Bean	Red Rock	Dark Bronze
Black			

Glass options: (**See Logo/Etching examples**)

3/4″		1″
Low-E4®	**Low-E4® HeatLock**	**Low-E4® Triple-Pane**
Low-E4® Smart-Sun™	**Low-E4® Smart-Sun HeatLock**	**Low-E4® Smart-Sun Triple-Pane**
Low-E4® Passive Sun	Low-E4® Sun Heat-Lock	**Low-E4® Enhanced Triple-Pane**
Low-E4® Sun	Low-E4® HeatLock **Tempered**	**Low-E4® Smart-Sun Enhanced Tri-ple-Pane**
Low-E4® Passive Sun Heatlock	Obscure	**Low-E4® Enhanced Triple-Pane Heat-Lock**
Low-E4® **Tempered**	Cascade	**Low-E4® Smart-Sun Enhanced Tri-ple-Pane HeatLock**
Low-E4® SmartSun **Tempered**	Reed	Art Glass
Fern		

To order, state:

Product ID (from product label), see Service Guide 9051877)

OR

1. **Unit or frame size (ACW XXXX or frame W x H dimensions)**
2. **Description of part (Sash)**
3. **Sash handing (Right, Left, or Stationary)**
4. **Exterior color of sash to be replaced**
5. **Interior wood species/finish/color of sash to be replaced**
6. **Glazing type**

Sash

Sash Parts		
Stationary Sash Bracket Kit *(October 2012 - Present)*		
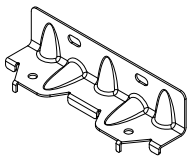	**Kit Includes:** (5) Brackets (20) Screws Service Guide 9001738.	**Order No.** 9177141
Stationary Sash Bracket Kit *(2008 - September 2012)*		
	**Kit Includes:** (10) Brackets (20) Screws Service Guide 9001738.	**Order No.** 9019483

Snubber Kit Ref. No. 1 page 23 and page 24		
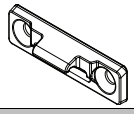	**Kit Includes:** (2) Snubbers (4) Screws	**Gray** 9070857
Screw - Snubber		
	Note: #7 X .750, PH FH, 18-8 SS	**Order No.** 9003134

Keeper Kit		
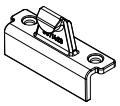	**Kit Includes:** (1) Keeper (2) Screws View lock in hardware section page 53.	**Gray** 9019485
Screw - Keeper		
	Note: #7 X 1 1/16 XTYPE 17 430 SS	**Order No.** 9177142

Weatherstrip

Leaf Weatherstrip - Waterbar Ref. No. 6 page 23 and page 24

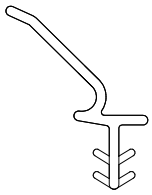

Note:
Waterbar is pressure fit. Replacement waterbars are made to order.

To order, state:

1. **Unit or frame size (ACW xxxx or frame width and height dimension)**
2. **Description of part (waterbar rail)**
3. **Color (white, canvas or gray)**
4. **Product ID (from product label), see Service Guide 9051877.**

Bulb Weatherstrip - Waterbar / Exterior Ref. No. 4 page 23 and page 24

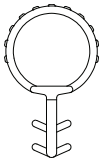

Note:
Ships as 8' length. Replaces all vintage side weatherstrip.

Color	Order No.
White	9143805
Canvas	9143806
Gray	9143807

Glass

Glass - Picture Windows

Note:
Replacement glass for standard and custom-sized picture windows is made to order. Stops may also need to be ordered.
See **Service Guide 9001736**.

Glass - Picture Window

Low-E4®

Low-E4® SmartSun™

Low-E4® Triple-Pane

Low-E4® SmartSun™ Triple-Pane

Low-E4® Enhanced Triple-Pane

Low-E4® Enhanced Triple Pane HeatLock™

Low-E4® HeatLock™

Low-E4® SmartSun™ Enhanced Triple Pane HeatLock™

Low-E4® SmartSun™ HeatLock™

Low-E4® SmartSun™ Enhanced Triple Pane HeatLock™

Low-E4® PassiveSun® glass with HeatLock™ technology

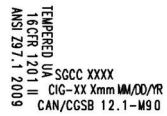

Glass options: (**See Logo/Etching examples**):

3/4″		1″
Low-E4®	**Low-E4® HeatLock**	**Low-E4® Triple-Pane**
Low-E4® Smart-Sun™	**Low-E4® Smart-Sun HeatLock**	**Low-E4® Smart-Sun Triple-Pane**
Low-E4® Passive Sun	Low-E4® Sun Heat-Lock	**Low-E4® Enhanced Triple-Pane**
Low-E4® Sun	Low-E4® HeatLock **Tempered**	**Low-E4® Smart-Sun Enhanced Tri-ple-Pane**
Low-E4® Passive Sun Heatlock	Obscure	**Low-E4® Enhanced Triple-Pane Heat-Lock**
Low-E4® **Tempered**	Cascade	**Low-E4® Smart-Sun Enhanced Tri-ple-Pane HeatLock**
Low-E4® SmartSun **Tempered**	Reed	Art Glass
Fern		

To order, state:

Product ID (from product label), see Service Guide 9051877)

OR

1. **Unit or frame size (ACW XXXX or frame W x H dimen-sions)**
2. **Description of part (Glass, Glazing Type)**

Glass

Glass Parts

Setting Block

Note:
Available by description as glass widths can vary.
Use the glass label on the unit to order.

Dimensions	Order No.
3/8” x 3/16” x 1-1/2”	OBD

Insect Screens

Insect Screen - TruScene® Screens

Note:
TruScene® Insect Screens are available in six wood species and six stain colors. Replacement screen for standard and custom sized casement window is made to order.

Interior Finish Options:

Pine	Cherry (Not Shown)	Clear Coat	Honey
Oak	Mahogany (Not Shown)	Cinnamon	Russet
Maple	Douglas Fir (Not Shown)	Mocha	Espresso

To order, state:

1. **Description of part (TruScene® Insect Screen)**
2. **Product ID (from product label), see Service Guide 9051877)**

Insect Screens - Dimensions to Wing Blade

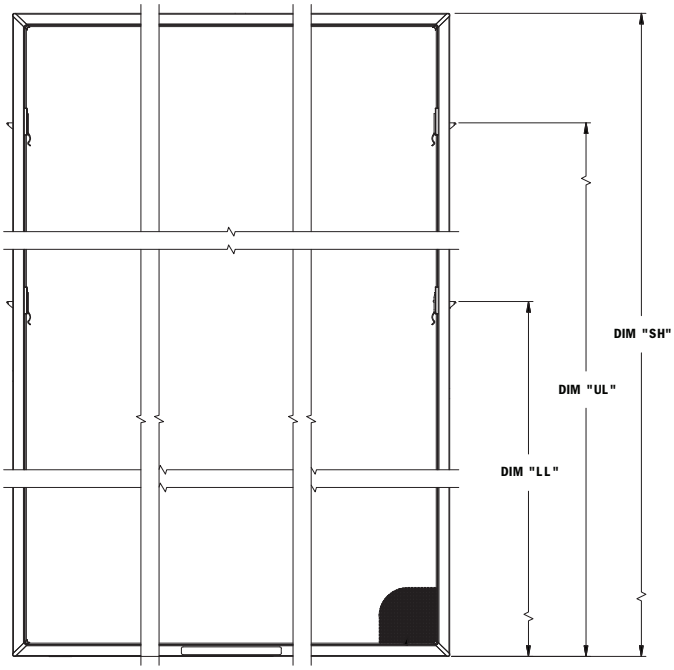

SIZE DES	DIM "SH"	DIM "LL"	DIM "UL"
CUSTOM	77.934 AND ABOVE	23.170	SH-23.142
CUSTOM	65.934 TO 77.933	17.170	SH-17.142
CUSTOM	57.933 TO 65.933	29.170	NA
CUSTOM	49.933 TO 57.932	23.170	NA
CUSTOM	37.933 TO 49.932	17.170	NA
CUSTOM	UP TO 37.932	10.545	NA
ACWXX80	89.933	23.170	66.791
ACWXX78	85.933	23.170	62.791
ACWXX74	81.933	23.170	58.791
ACWXX70	77.933	17.170	60.791
ACWXX68	73.933	17.170	56.791
ACWXX64	69.933	17.170	52.791
ACWXX60	65.933	29.170	NA
ACWXX58	61.933	29.170	NA
ACWXX54	57.933	29.170	NA
ACWXX50	53.933	23.170	NA
ACWXX48	49.933	23.170	NA
ACWXX44	45.933	17.170	NA
ACWXX40	41.933	17.170	NA
ACWXX38	37.933	17.170	NA
ACWXX34	33.933	10.545	NA
ACWXX30	29.933	10.545	NA
ACWXX28	25.933	10.545	NA
ACWXX24	21.933	10.545	NA
ACWXX20	17.933	10.545	NA

SCREEN HEIGHT

SIZE DES	DIM "SW"
ACW40XX	42.902
ACW310XX	40.902
ACW38XX	38.902
ACW36XX	36.902
ACW34XX	34.902
ACW32XX	32.902
ACW30XX	30.902
ACW210XX	28.902
ACW28XX	26.902
ACW26XX	24.902
ACW24XX	22.902
ACW20XX	18.902
ACW18XX	14.902

SCREEN WIDTH

Insect Screens

Insect Screen - Standard Screens

Insect Screen - Standard Screens					
Unit No.		Dimensions (w x h)	White	Stone	Gold Dust
18	**ACW1820**	14 $^{29}/_{32}$ X 17 $^{15}/_{16}$	Configured	Configured	Configured
	ACW1824	14 $^{29}/_{32}$ X 21 $^{15}/_{16}$	Configured	Configured	Configured
	ACW1828	14 $^{29}/_{32}$ X 25 $^{15}/_{16}$	Configured	Configured	Configured
	ACW1830	14 $^{29}/_{32}$ X 29 $^{15}/_{16}$	Configured	Configured	Configured
	ACW1834	14 $^{29}/_{32}$ X 33 $^{15}/_{16}$	Configured	Configured	Configured
	ACW1838	14 $^{29}/_{32}$ X 37 $^{15}/_{16}$	Configured	Configured	Configured
	ACW1840	14 $^{29}/_{32}$ X 41 $^{15}/_{16}$	Configured	Configured	Configured
	ACW1844	14 $^{29}/_{32}$ X 45 $^{15}/_{16}$	Configured	Configured	Configured
	ACW1848	14 $^{29}/_{32}$ X 49 $^{15}/_{16}$	Configured	Configured	Configured
	ACW1850	14 $^{29}/_{32}$ X 53 $^{15}/_{16}$	Configured	Configured	Configured
	ACW1854	14 $^{29}/_{32}$ X 57 $^{15}/_{16}$	Configured	Configured	Configured
	ACW1858	14 $^{29}/_{32}$ X 61 $^{15}/_{16}$	Configured	Configured	Configured
	ACW1860	14 $^{29}/_{32}$ X 65 $^{15}/_{16}$	Configured	Configured	Configured
	ACW1864	14 $^{29}/_{32}$ X 69 $^{15}/_{16}$	Configured	Configured	Configured
	ACW1868	14 $^{29}/_{32}$ X 73 $^{15}/_{16}$	Configured	Configured	Configured
	ACW1870	14 $^{29}/_{32}$ X 77 $^{15}/_{16}$	Configured	Configured	Configured
	ACW1874	14 $^{29}/_{32}$ X 81 $^{15}/_{16}$	Configured	Configured	Configured
	ACW1878	14 $^{29}/_{32}$ X 85 $^{15}/_{16}$	Configured	Configured	Configured
	ACW1880	14 $^{29}/_{32}$ X 89 $^{15}/_{16}$	Configured	Configured	Configured

Insect Screens

Insect Screen - Standard Screens					
Unit No.		Dimensions (w x h)	White	Stone	Gold Dust
20	ACW2020	18 29/32 X 17 15/16	Configured	Configured	Configured
	ACW2024	18 29/32 X 21 15/16	Configured	Configured	Configured
	ACW2028	18 29/32 X 25 15/16	Configured	Configured	Configured
	ACW2030	18 29/32 X 29 15/16	0400701	0400801	0400601
	ACW2034	18 29/32 X 33 15/16	0400702	0400802	0400602
	ACW2038	18 29/32 X 37 15/16	Configured	Configured	Configured
	ACW2040	18 29/32 X 41 15/16	Configured	Configured	Configured
	ACW2044	18 29/32 X 45 15/16	Configured	Configured	Configured
	ACW2048	18 29/32 X 49 15/16	Configured	Configured	Configured
	ACW2050	18 29/32 X 53 15/16	Configured	Configured	Configured
	ACW2054	18 29/32 X 57 15/16	Configured	Configured	Configured
	ACW2058	18 29/32 X 61 15/16	Configured	Configured	Configured
	ACW2060	18 29/32 X 65 15/16	Configured	Configured	Configured
	ACW2064	18 29/32 X 69 15/16	Configured	Configured	Configured
	ACW2068	18 29/32 X 73 15/16	Configured	Configured	Configured
	ACW2070	18 29/32 X 77 15/16	Configured	Configured	Configured
	ACW2074	18 29/32 X 81 15/16	Configured	Configured	Configured
	ACW2078	18 29/32 X 89 15/16	Configured	Configured	Configured
	ACW2080	18 29/32 X 89 15/16	Configured	Configured	Configured

Insect Screens

Insect Screen - Standard Screens					
Unit No.		Dimensions (w x h)	White	Stone	Gold Dust
24	**ACW2420**	22 $^{29}/_{32}$ X 17 $^{15}/_{16}$	Configured	Configured	Configured
	ACW2424	22 $^{29}/_{32}$ X 21 $^{15}/_{16}$	Configured	Configured	Configured
	ACW2428	22 $^{29}/_{32}$ X 25 $^{15}/_{16}$	Configured	Configured	Configured
	ACW2430	22 $^{29}/_{32}$ X 29 $^{15}/_{16}$	Configured	Configured	Configured
	ACW2434	22 $^{29}/_{32}$ X 33 $^{15}/_{16}$	0400703	0400803	0400603
	ACW2438	22 $^{29}/_{32}$ X 37 $^{15}/_{16}$	0400705	0400805	0400605
	ACW2440	22 $^{29}/_{32}$ X 41 $^{15}/_{16}$	0400706	0400806	0400606
	ACW2444	22 $^{29}/_{32}$ X 45 $^{15}/_{16}$	0400707	0400807	0400607
	ACW2448	22 $^{29}/_{32}$ X 49 $^{15}/_{16}$	0400708	0400808	0400608
	ACW2450	22 $^{29}/_{32}$ X 53 $^{15}/_{16}$	0400709	0400809	0400609
	ACW2454	22 $^{29}/_{32}$ X 57 $^{15}/_{16}$	0400710	0400810	0400610
	ACW2458	22 $^{29}/_{32}$ X 61 $^{15}/_{16}$	Configured	Configured	Configured
	ACW2460	22 $^{29}/_{32}$ X 65 $^{15}/_{16}$	0400711	0400811	0400611
	ACW2464	22 $^{29}/_{32}$ X 69 $^{15}/_{16}$	Configured	Configured	Configured
	ACW2468	22 $^{29}/_{32}$ X 73 $^{15}/_{16}$	Configured	Configured	Configured
	ACW2470	22 $^{29}/_{32}$ X 77 $^{15}/_{16}$	Configured	Configured	Configured
	ACW2474	22 $^{29}/_{32}$ X 81 $^{15}/_{16}$	Configured	Configured	Configured
	ACW2478	22 $^{29}/_{32}$ X 85 $^{15}/_{16}$	Configured	Configured	Configured
	ACW2480	22 $^{29}/_{32}$ X 89 $^{15}/_{16}$	Configured	Configured	Configured

Insect Screens

Insect Screen - Standard Screens					
Unit No.		Dimensions (w x h)	White	Stone	Gold Dust
26	ACW2624	24 29/32 X 21 15/16	Configured	Configured	Configured
	ACW2628	24 29/32 X 25 15/16	Configured	Configured	Configured
	ACW2630	24 29/32 X 29 15/16	Configured	Configured	Configured
	ACW2634	24 29/32 X 33 15/16	0400712	0400812	0400612
	ACW2638	24 29/32 X 37 15/16	0400714	0400814	0400614
	ACW2640	24 29/32 X 41 15/16	0400715	0400815	0400615
	ACW2644	24 29/32 X 45 15/16	0400716	0400816	0400616
	ACW2648	24 29/32 X 49 15/16	0400717	0400817	0400617
	ACW2650	24 29/32 X 53 15/16	0400718	0400818	0400618
	ACW2654	24 29/32 X 57 15/16	0400719	0400819	0400619
	ACW2658	24 29/32 X 61 15/16	Configured	Configured	Configured
	ACW2660	24 29/32 x 65 15/16	0400720	0400820	0400620
	ACW2664	24 29/32 X 69 15/16	Configured	Configured	Configured
	ACW2668	24 29/32 x 73 15/16	Configured	Configured	Configured
	ACW2670	24 29/32 X 77 15/16	Configured	Configured	Configured
	ACW2674	24 29/32 x 81 15/16	Configured	Configured	Configured
	ACW2678	24 29/32 X 85 15/16	Configured	Configured	Configured
	ACW2680	24 29/32 x 89 15/16	Configured	Configured	Configured

Insect Screens

Insect Screen - Standard Screens					
Unit No.		Dimensions (w x h)	White	Stone	Gold Dust
28	ACW2824	26 29/32 x 21 15/16	Configured	Configured	Configured
	ACW2828	26 29/32 X 25 15/16	Configured	Configured	Configured
	ACW2830	26 29/32 X 29 15/16	Configured	Configured	Configured
	ACW2834	26 29/32 X 33 15/16	Configured	Configured	Configured
	ACW2838	26 29/32 X 37 15/16	Configured	Configured	Configured
	ACW2840	26 29/32 X 41 15/16	Configured	Configured	Configured
	ACW2844	26 29/32 X 45 15/16	Configured	Configured	Configured
	ACW2848	26 29/32 X 49 15/16	Configured	Configured	Configured
	ACW2850	26 29/32 X 53 15/16	Configured	Configured	Configured
	ACW2854	26 29/32 X 57 15/16	Configured	Configured	Configured
	ACW2858	26 29/32 X 61 15/16	Configured	Configured	Configured
	ACW2860	26 29/32 X 65 15/16	Configured	Configured	Configured
	ACW2864	26 29/32 X 69 15/16	Configured	Configured	Configured
	ACW2868	26 29/32 X 73 15/16	Configured	Configured	Configured
	ACW2870	26 29/32 X 77 15/16	Configured	Configured	Configured
	ACW2874	26 29/32 X 81 15/16	Configured	Configured	Configured
	ACW2878	26 29/32 X 85 15/16	Configured	Configured	Configured
	ACW2880	26 29/32 X 89 15/16	Configured	Configured	Configured
210	ACW21028	28 29/32 X 25 15/16	Configured	Configured	Configured
	ACW21030	28 29/32 X 29 15/16	Configured	Configured	Configured
	ACW21034	28 29/32 X 33 15/16	Configured	Configured	Configured
	ACW21038	28 29/32 X 37 15/16	Configured	Configured	Configured
	ACW21040	28 29/32 X 41 15/16	Configured	Configured	Configured
	ACW21044	28 29/32 X 45 15/16	Configured	Configured	Configured
	ACW21048	28 29/32 X 49 15/16	Configured	Configured	Configured
	ACW21050	28 29/32 X 53 15/16	Configured	Configured	Configured
	ACW21054	28 29/32 X 57 15/16	Configured	Configured	Configured
	ACW21058	28 29/32 X 61 15/16	Configured	Configured	Configured
	ACW21060	28 29/32 X 65 15/16	Configured	Configured	Configured
	ACW21064	28 29/32 X 69 15/16	Configured	Configured	Configured
	ACW21068	28 29/32 X 73 15/16	Configured	Configured	Configured
	ACW21070	28 29/32 X 77 15/16	Configured	Configured	Configured
	ACW21074	28 29/32 X 81 15/16	Configured	Configured	Configured
	ACW21078	28 29/32 X 85 15/16	Configured	Configured	Configured
	ACW21080	28 29/32 X 89 15/16	Configured	Configured	Configured

Insect Screens

Insect Screen - Standard Screens					
Unit No.		Dimensions (w x h)	White	Stone	Gold Dust
30	ACW3028	30 29/32 X 25 15/16	Configured	Configured	Configured
	ACW3030	30 29/32 X 29 15/16	Configured	Configured	Configured
	ACW3034	30 29/32 X 33 15/16	Configured	Configured	Configured
	ACW3038	30 29/32 X 37 15/16	Configured	Configured	Configured
	ACW3040	30 29/32 X 41 15/16	0400721	0400821	0400621
	ACW3044	30 29/32 X 45 15/16	0400722	0400822	0400622
	ACW3048	30 29/32 X 49 15/16	0400723	0400823	0400623
	ACW3050	30 29/32 X 53 15/16	0400724	0400824	0400624
	ACW3054	30 29/32 X 57 15/16	Configured	Configured	Configured
	ACW3058	30 29/32 X 61 15/16	Configured	Configured	Configured
	ACW3060	30 29/32 X 65 15/16	0400725	0400825	0400625
	ACW3064	30 29/32 X 69 15/16	Configured	Configured	Configured
	ACW3068	30 29/32 X 73 15/16	Configured	Configured	Configured
	ACW3070	30 29/32 X 77 15/16	Configured	Configured	Configured
	ACW3074	30 29/32 X 81 15/16	Configured	Configured	Configured
	ACW3078	30 29/32 X 85 15/16	Configured	Configured	Configured
	ACW3080	30 29/32 X 89 15/16	Configured	Configured	Configured
32	ACW3230	32 29/32 X 29 15/16	Configured	Configured	Configured
	ACW3234	32 29/32 X 33 15/16	Configured	Configured	Configured
	ACW3238	32 29/32 X 37 15/16	Configured	Configured	Configured
	ACW3240	32 29/32 X 41 15/16	Configured	Configured	Configured
	ACW3244	32 29/32 X 45 15/16	Configured	Configured	Configured
	ACW3248	32 29/32 X 49 15/16	Configured	Configured	Configured
	ACW3250	32 29/32 X 53 15/16	Configured	Configured	Configured
	ACW3254	32 29/32 X 57 15/16	Configured	Configured	Configured
	ACW3258	32 29/32 X 61 15/16	Configured	Configured	Configured
	ACW3260	32 29/32 X 65 15/16	Configured	Configured	Configured
	ACW3264	32 29/32 X 69 15/16	Configured	Configured	Configured
	ACW3268	32 29/32 X 73 15/16	Configured	Configured	Configured
	ACW3270	32 29/32 X 77 15/16	Configured	Configured	Configured
	ACW3274	32 29/32 X 81 15/16	Configured	Configured	Configured
	ACW3278	32 29/32 X 85 15/16	Configured	Configured	Configured
	ACW3280	32 29/32 X 89 15/16	Configured	Configured	Configured

Insect Screens

Insect Screen - Standard Screens					
Unit No.		Dimensions (w x h)	White	Stone	Gold Dust
34	**ACW3430**	34 $^{29}/_{32}$ X 29 $^{15}/_{16}$	Configured	Configured	Configured
	ACW3434	34 $^{29}/_{32}$ X 33 $^{15}/_{16}$	Configured	Configured	Configured
	ACW3438	34 $^{29}/_{32}$ X 37 $^{15}/_{16}$	Configured	Configured	Configured
	ACW3440	34 $^{29}/_{32}$ X 41 $^{15}/_{16}$	Configured	Configured	Configured
	ACW3444	34 $^{29}/_{32}$ X 45 $^{15}/_{16}$	Configured	Configured	Configured
	ACW3448	34 $^{29}/_{32}$ X 49 $^{15}/_{16}$	Configured	Configured	Configured
	ACW3450	34 $^{29}/_{32}$ X 53 $^{15}/_{16}$	Configured	Configured	Configured
	ACW3454	34 $^{29}/_{32}$ X 57 $^{15}/_{16}$	Configured	Configured	Configured
	ACW3458	34 $^{29}/_{32}$ X 61 $^{15}/_{16}$	Configured	Configured	Configured
	ACW3460	34 $^{29}/_{32}$ X 65 $^{15}/_{16}$	Configured	Configured	Configured
	ACW3464	34 $^{29}/_{32}$ X 69 $^{15}/_{16}$	Configured	Configured	Configured
	ACW3468	34 $^{29}/_{32}$ X 73 $^{15}/_{16}$	Configured	Configured	Configured
	ACW3470	34 $^{29}/_{32}$ X 77 $^{15}/_{16}$	Configured	Configured	Configured
	ACW3474	34 $^{29}/_{32}$ X 81 $^{15}/_{16}$	Configured	Configured	Configured
	ACW3478	34 $^{29}/_{32}$ X 85 $^{15}/_{16}$	Configured	Configured	Configured
	ACW3480	34 $^{29}/_{32}$ X 89 $^{15}/_{16}$	Configured	Configured	Configured
36	**ACW3634**	36 $^{29}/_{32}$ X 33 $^{15}/_{16}$	Configured	Configured	Configured
	ACW3638	36 $^{29}/_{32}$ X 37 $^{15}/_{16}$	Configured	Configured	Configured
	ACW3640	36 $^{29}/_{32}$ X 41 $^{15}/_{16}$	Configured	Configured	Configured
	ACW3644	36 $^{29}/_{32}$ X 45 $^{15}/_{16}$	Configured	Configured	Configured
	ACW3648	36 $^{29}/_{32}$ X 49 $^{15}/_{16}$	Configured	Configured	Configured
	ACW3650	36 $^{29}/_{32}$ X 53 $^{15}/_{16}$	Configured	Configured	Configured
	ACW3654	36 $^{29}/_{32}$ X 57 $^{15}/_{16}$	Configured	Configured	Configured
	ACW3658	36 $^{29}/_{32}$ X 61 $^{15}/_{16}$	Configured	Configured	Configured
	ACW3660	36 $^{29}/_{32}$ X 65 $^{15}/_{16}$	Configured	Configured	Configured
	ACW3664	36 $^{29}/_{32}$ X 69 $^{15}/_{16}$	Configured	Configured	Configured
	ACW3668	36 $^{29}/_{32}$ X 73 $^{15}/_{16}$	Configured	Configured	Configured
	ACW3670	36 $^{29}/_{32}$ X 77 $^{15}/_{16}$	Configured	Configured	Configured
	ACW3674	36 $^{29}/_{32}$ X 81 $^{15}/_{16}$	Configured	Configured	Configured
	ACW3678	36 $^{29}/_{32}$ X 85 $^{15}/_{16}$	Configured	Configured	Configured
	ACW3680	36 $^{29}/_{32}$ X 89 $^{15}/_{16}$	Configured	Configured	Configured

Insect Screens

Insect Screen - Standard Screens					
Unit No.		Dimensions (w x h)	White	Stone	Gold Dust
38	ACW3834	38 29/32 X 33 15/16	Configured	Configured	Configured
	ACW3838	38 29/32 X 37 15/16	Configured	Configured	Configured
	ACW3840	38 29/32 X 41 15/16	Configured	Configured	Configured
	ACW3844	38 29/32 X 45 15/16	Configured	Configured	Configured
	ACW3848	38 29/32 X 49 15/16	Configured	Configured	Configured
	ACW3850	38 29/32 X 53 15/16	Configured	Configured	Configured
	ACW3854	38 29/32 X 57 15/16	Configured	Configured	Configured
	ACW3858	38 29/32 X 61 15/16	Configured	Configured	Configured
	ACW3860	38 29/32 X 65 15/16	Configured	Configured	Configured
	ACW3864	38 29/32 X 69 15/16	Configured	Configured	Configured
	ACW3868	38 29/32 X 73 15/16	Configured	Configured	Configured
	ACW3870	38 29/32 X 77 15/16	Configured	Configured	Configured
	ACW3874	38 29/32 X 81 15/16	Configured	Configured	Configured
	ACW3878	38 29/32 X 85 15/16	Configured	Configured	Configured
	ACW3880	38 29/32 X 89 15/16	Configured	Configured	Configured
310	ACW31038	40 29/32 X 37 15/16	Configured	Configured	Configured
	ACW31040	40 29/32 X 41 15/16	Configured	Configured	Configured
	ACW31044	40 29/32 X 45 15/16	Configured	Configured	Configured
	ACW31048	40 29/32 X 49 15/16	Configured	Configured	Configured
	ACW31050	40 29/32 X 53 15/16	Configured	Configured	Configured
	ACW31054	40 29/32 X 57 15/16	Configured	Configured	Configured
	ACW31058	40 29/32 X 61 15/16	Configured	Configured	Configured
	ACW31060	40 29/32 X 65 15/16	Configured	Configured	Configured
	ACW31064	40 29/32 X 69 15/16	Configured	Configured	Configured
	ACW31068	40 29/32 X 73 15/16	Configured	Configured	Configured
	ACW31070	40 29/32 X 77 15/16	Configured	Configured	Configured
	ACW31074	40 29/32 X 81 15/16	Configured	Configured	Configured
	ACW31078	40 29/32 X 85 15/16	Configured	Configured	Configured
	ACW31080	40 29/32 X 89 15/16	Configured	Configured	Configured

Insect Screens

Insect Screen - Standard Screens

Unit No.		Dimensions (w x h)	White	Stone	Gold Dust
40	**ACW4038**	42 29/32 X 37 15/16	Configured	Configured	Configured
	ACW4040	42 29/32 X 41 15/16	Configured	Configured	Configured
	ACW4044	42 29/32 X 45 15/16	Configured	Configured	Configured
	ACW4048	42 29/32 X 49 15/16	Configured	Configured	Configured
	ACW4050	42 29/32 X 53 15/16	Configured	Configured	Configured
	ACW4054	42 29/32 X 57 15/16	Configured	Configured	Configured
	ACW4058	42 29/32 X 61 15/16	Configured	Configured	Configured
	ACW4060	42 29/32 X 65 15/16	Configured	Configured	Configured
	ACW4064	42 29/32 X 69 15/16	Configured	Configured	Configured
	ACW4068	42 29/32 X 73 15/16	Configured	Configured	Configured
	ACW4070	42 29/32 X 77 15/16	Configured	Configured	Configured
	ACW4074	42 29/32 X 81 15/16	Configured	Configured	Configured
	ACW4078	42 29/32 X 85 15/16	Configured	Configured	Configured
	ACW4080	42 29/32 X 89 15/16	Configured	Configured	Configured

Insect Screen Parts

Insect Screen Strike

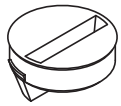

Note:
A white strike is used on a white trim stop.
A black strike is used on a black trim stop.
A tan strike is used on all other colors of trim stops.

Color	Order No.
Tan	1361393
White	1361395
Black	9134999

Screen Latch with Housing



Note:
1-A-15516. Ships as a pair. The originals are hard to replace. No instructions are provided.Consider a replacement screen instead.

Color	Order No.
White	1693417
Terratone	2791264
Sandtone	1191313
Forest Green	0381364
Canvas	9014568
Cocoa Bean	9014570
Prairie Grass	9014571
Dove Gray	9014572
Black	9014573
Red Rock	9014574
Dark Bronze	9076928
Gold Dust	9014569
Stone	By description

Grilles

Grilles - Standard / Interior

Note:
See iQ+ for additional options. Replacement removable interior grilles for standard and custom-sized windows are made to order. Grilles include fasteners. Permanently applied interior/exterior grilles can only be ordered by Andersen Territory Service Representatives, Andersen Service Dealers and Providers available in the Service Replacement Only section page 81.

Grilles - Standard / Interior

To order, state:
1. Description of Part (Interior Grille, Exterior/Interior color/finish, Pattern, Profile)
2. Product ID (from product label), see page 9)

Exterior color options:

White	Canvas	Dove Gray	Sandtone
Terratone	Forest Green	Prairie Grass	Red Rock
Black	Dark Bronze	Cocoa Bean	

Interior species/finish/color options:

	Clear Coat	Honey	White	Cherry (Not Shown)
Oak	Cinnamon	Russet	Birch Bark	Mahogany (Not Shown)
Maple	Mocha	Espresso	Primed	Douglas Fir (Not Shown)

Pattern options:

Diamond	Queen Anne	Colonial	Modified Colonial	Modified Colonial w/ SCR
Tall Fractional	Tall Fractional w/SCR	Short Fractional	Short Fractional w/SCR	Prairie
Specified Equal Light		Custom		

Profile options:

Traditional Sizes	3/4 inch	7/8 inch	1 1/8 inch	2 1/4 inch

Contemporary Sizes	5/8 inch	3/4 inch	2 1/4 inch	3 1/2 inch

Grilles

Interior Grille Parts

Interior Grille Fastener

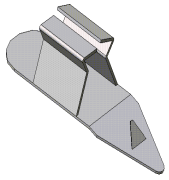

Color	Order No.
White	0174951
Terratone	0174952
Sandtone	0174953
Forest Green	0174955
Canvas	0174954
Prairie Grass	9010542
Cocoa Bean	9010541
Dove Gray	9010540
Red Rock	9010538
Black	9010539
Dark Bronze	9020288

Installation Tool

Order No.
9019326

Hardware

Operator Chart

Note:

- Use Casement Split Arm Operator on these units. See page 43
- Use Casement 14" Straight Arm Operator on these units. See page 44
- Use Casement 12" Straight Arm Operator on these units. See page 44

				WIDTH												
			Unit Size	**18**	**20**	**24**	**26**	**28**	**210**	**30**	**32**	**34**	**36**	**38**	**310**	**40**
			Rough Opening (in)	20	24	28	30	32	34	36	38	40	42	44	46	48
			Unit (in)	19 1/4	23 1/4	27 1/4	29 1/4	31 1/4	33 1/4	35 1/4	37 1/4	39 1/4	41 1/4	43 1/4	45 1/4	47 1/4
HEIGHT	**20**	24	23 1/4	1820	2020	2420										
	24	28	27 1/4	1824	2024	2424	2624	2824								
	28	32	31 1/4	1828	2028	2428	2628	2828	21028	3028						
	30	36	35 1/4	1830	2030	2430	2630	2830	21030	3030	3230	3430				
	34	40	39 1/4	1834	2034	2434	2634	2834	21034	3034	3234	3434	3634	3834		
	38	44	43 1/4	1838	2038	2438	2638	2838	21038	3038	3238	3438	3638	3838	31038	4038
	40	48	47 1/4	1840	2040	2440	2640	2840	21040	3040	3240	3440	3640	3840	31040	4040
	44	52	51 1/4	1844	2044	2444	2644	2844	21044	3044	3244	3444	3644	3844	31044	4044
	48	56	55 1/4	1848	2048	2448	2648	2848	21048	3048	3248	3448	3648	3848	31048	4048
	50	60	59 1/4	1850	2050	2450	2650	2850	21050	3050	3250	3450	3650	3850	31050	4050
	54	64	63 1/4	1854	2054	2454	2654	2854	21054	3054	3254	3454	3654	3854	31054	4054
	58	68	67 1/4	1858	2058	2458	2658	2858	21058	3058	3258	3458	3658	3858	31058	4058
	60	72	71 1/4	1860	2060	2460	2660	2860	21060	3060	3260	3460	3660	3860	31060	4060
	64	76	75 1/4	1864	2064	2464	2664	2864	21064	3064	3264	3464	3664	3864	31064	4064
	68	80	79 1/4	1868	2068	2468	2668	2868	21068	3068	3268	3468	3668	3868	31068	4068
	70	84	83 1/4	1870	2070	2470	2670	2870	21070	3070	3270	3470	3670	3870	31070	4070
	74	88	87 1/4	1874	2074	2474	2674	2874	21074	3074	3274	3474	3674	3874	31074	4074
	78	92	91 1/4	1878	2078	2478	2678	2878	21078	3078	3278	3478	3678	3878	31078	4078
	80	96	95 1/4	1880	2080	2480	2680	2880	21080	3080	3280	3480	3680	3880	31080	4080

Split Arm Operator Contemporary & Traditional

Note:
See Service Guide 9014620 for operator adjustment. See Service Guide 9011001 for operator replacement.

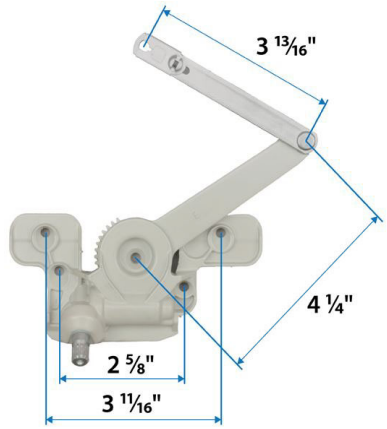

Operator

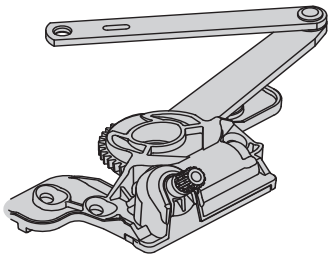

Traditional Bracket

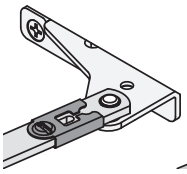

Contemporary Bracket

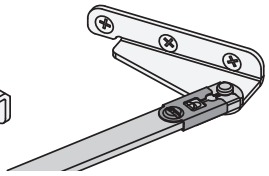

Split Arm Operator with Screws

	Standard	Corrosion Resistant
	1361484	1361481

Split Arm Operator Parts

Split Arm Stud Sash Bracket with Screws / Traditional

		Corrosion Resistant	
		Left	Right
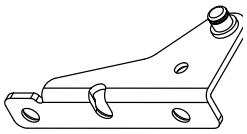		9019493	9019492

Split Arm Stud Sash Bracket with Screws / Contemporary

		Black / Corrosion Resistant	
		Left	Right
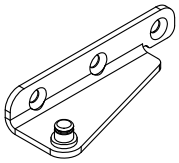		9210719	9210718

Hardware

Straight Arm Operator - 12'' Traditional

Note:
See Service Guide 9014620 for operator adjustment. See Service Guide 9011001 for operator replacement.

Part number is typically marked on operator.

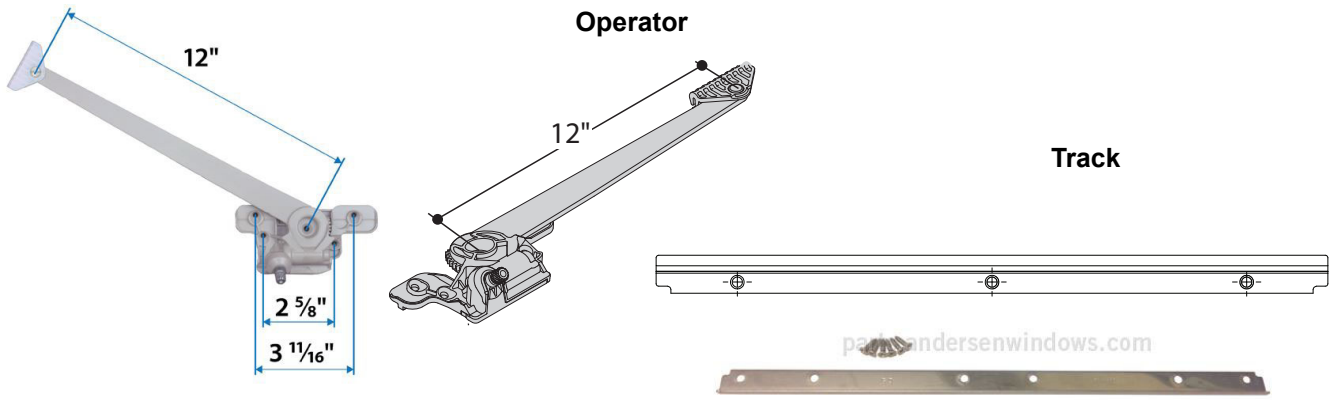

Straight Arm Operator with Screws 12" Traditional

	Standard		Corrosion Resistant	
	Left	Right	Left	Right
	9052565	9052564	9142381	9142380

Straight Arm Operator - 14'' Traditional

Note:
See Service Guide 9014620 for operator adjustment. See Service Guide 9011001 for operator replacement.

Part number is typically marked on operator.

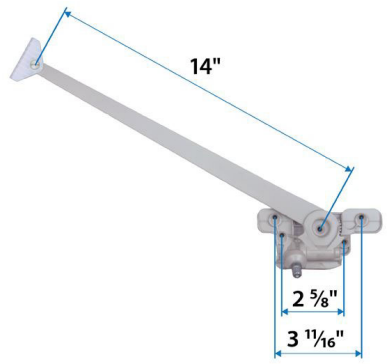

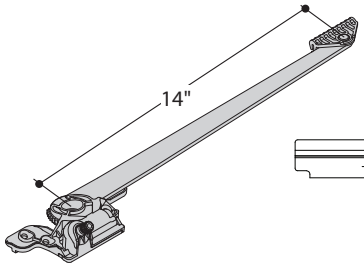

Operator

Track



Straight Arm Operator with Screws 14 " Traditional

	Standard		Corrosion Resistant	
	Left	Right	Left	Right
	1361483	1361482	9142379	9142378

Straight Arm Operator - 14'' Contemporary

Note:
See Service Guide 9014620 for operator adjustment. See Service Guide 9011001 for operator replacement.

Part number is typically marked on operator.

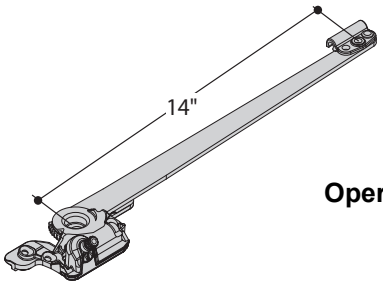

Operator

Straight Arm Operator with Screws 14 " Contemporary

	Standard		Corrosion Resistant	
	Left	Right	Left	Right
	9211736	9211738	9211735	9211737

Hardware

Straight Arm Operator Parts

Track Kit, Straight Arm with Screws Ref. No. 2 page 24

Note:
Track is universal.

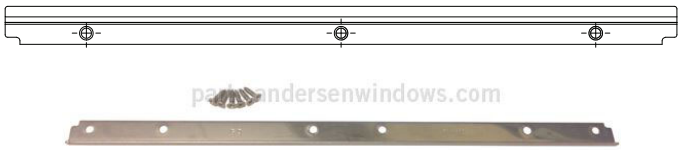

Standard	Corrosion Resistant
9019489	9019494

Straight Arm Operator Track Limiter

Note:
Track is universal.

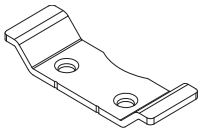

Order No.
9152138

Bracket, Straight Arm Track Kit with Screws / Contemporary

Note:
Kit Contains:
(1) 13-3/8 " Bracket, Slide Shoe
(2) Screw, 7-13 x 1-1/16 PLS 2 SL PH FL 430 SS
(1) 12" Slide Bar

Bracket

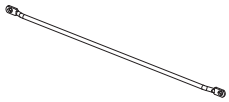

Slide Bar

Left	Right
9210721	9210720

Hinge Chart

Note:

- Use 10″ Hinge on these units. See page 48
- Use 10″ Egress Hinge on these units. See page 48
- Use 13″ Hinge on these units. See page 48
- Use 13″ Egress Hinge on these units. See page 48

				WIDTH												
			Unit Size	**18**	**20**	**24**	**26**	**28**	**210**	**30**	**32**	**34**	**36**	**38**	**310**	**40**
			Rough Opening (in)	20	24	28	30	32	34	36	38	40	42	44	46	48
			Unit (in)	19 1/4	23 1/4	27 1/4	29 1/4	31 1/4	33 1/4	35 1/4	37 1/4	39 1/4	41 1/4	43 1/4	45 1/4	47 1/4
HEIGHT	**20**	24	23 1/4	1820	2020	2420										
	24	28	27 1/4	1824	2024	2424	2624	2824								
	28	32	31 1/4	1828	2028	2428	2628	2828	21028	3028						
	30	36	35 1/4	1830	2030	2430	2630	2830	21030	3030	3230	3430				
	34	40	39 1/4	1834	2034	2434	2634	2834	21034	3034	3234	3434	3634	3834		
	38	44	43 1/4	1838	2038	2438	2638	2838	21038	3038	3238	3438	3638	3838	31038	4038
	40	48	47 1/4	1840	2040	2440	2640	2840	21040	3040	3240	3440	3640	3840	31040	4040
	44	52	51 1/4	1844	2044	2444	2644	2844	21044	3044	3244	3444	3644	3844	31044	4044
	48	56	55 1/4	1848	2048	2448	2648	2848	21048	3048	3248	3448	3648	3848	31048	4048
	50	60	59 1/4	1850	2050	2450	2650	2850	21050	3050	3250	3450	3650	3850	31050	4050
	54	64	63 1/4	1854	2054	2454	2654	2854	21054	3054	3254	3454	3654	3854	31054	4054
	58	68	67 1/4	1858	2058	2458	2658	2858	21058	3058	3258	3458	3658	3858	31058	4058
	60	72	71 1/4	1860	2060	2460	2660	2860	21060	3060	3260	3460	3660	3860	31060	4060
	64	76	75 1/4	1864	2064	2464	2664	2864	21064	3064	3264	3464	3664	3864	31064	4064
	68	80	79 1/4	1868	2068	2468	2668	2868	21068	3068	3268	3468	3668	3868	31068	4068
	70	84	83 1/4	1870	2070	2470	2670	2870	21070	3070	3270	3470	3670	3870	31070	4070
	74	88	87 1/4	1874	2074	2474	2674	2874	21074	3074	3274	3474	3674	3874	31074	4074
	78	92	91 1/4	1878	2078	2478	2678	2878	21078	3078	3278	3478	3678	3878	31078	4078
	80	96	95 1/4	1880	2080	2480	2680	2880	21080	3080	3280	3480	3680	3880	31080	4080

Hardware

Hinge Kits

Note:
A left-hand unit uses a LH hinge kit on the sill and a RH hinge kit on the head.
See **Service Guide 9010998** for hinge replacement.

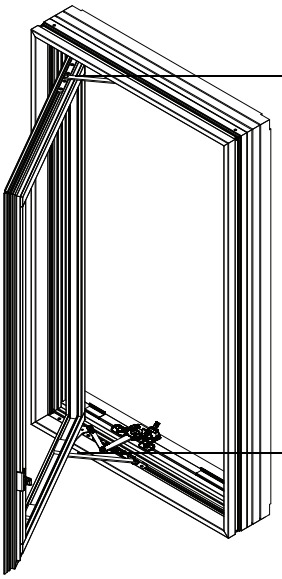

Left-Hand Unit Shown

Hinge Kit - 10˝ Opening

Note:
Kit contains hinge arm, hinge track, screws and **Service Guide 9010998**. LH hinge kit shown.

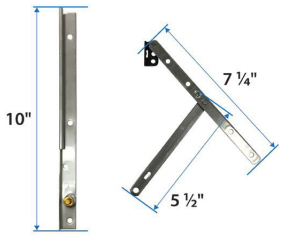

	Standard		Egress Standard	
	Left	Right	Left	Right
	9019498	9019497	9019500	9019499
	Corrosion Resistant		Corrosion Resistant	
	Left	Right	Left	Right
	9019510	9019509	9019512	9019511

Hinge Kit - 13˝ Opening

Note:
Kit contains hinge arm, hinge track, screws and **Service Guide 9010998**. Corrosion resistant finish is standard with 13˝ egress hinge kit. LH hinge kit shown.



	Standard		Egress	
	Left	Right		
	9019502	9019501		
	Corrosion Resistant		Corrosion Resistant	
	Left	Right	Left	Right
	9019514	9019513	9152135	9152136

Hinge Parts

Adjustment Wrench

Order No.
9006253

Sill Bracket

Note:
See Accessory Guide 9160159.

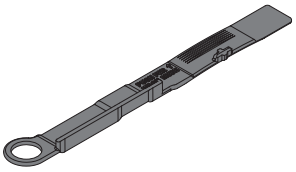

Order No.	
Left	Right
9163529	9163530

Casement Hinge Clip

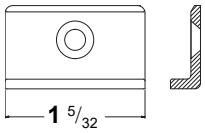

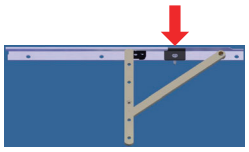

Order No.
9142679

Hinge Pin Kit - Support Bracket

Note:
See Accessory/Service Guide 9184696.

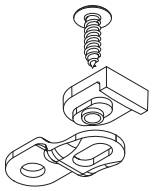

Order No.
9184704

Hardware

Hardware Packs - Folding

Note:
See Accessory Guide 0005171.

Hardware Pack - Folding / Traditional

Pack Includes:
(1) Lock bezel
(1) Lock handle
(1) Handle
(1) Cover
(1) Nylon washer

Finish	Order No.
Antique Brass	9005395
Black	0400213
Bright Brass	9005392
Brushed Chrome	N/A
Distressed Bronze	9016116
Distressed Nickel	9016117
Gold Dust	N/A
Oil Rubbed Bronze	9005394
Polished Chrome	N/A
Stone	0400201
White	0400202
Stone	0400201

Hardware Pack - Folding / Contemporary

Pack Includes:
(1) Lock bezel
(1) Lock handle
(1) Handle
(1) Cover
(1) Nylon washer

Finish	Order No.
Black	0400215
Bright Brass	9005404
Gold Dust	N/A
Satin Nickel	9005594
Oil Rubbed Bronze	9005595
Stone	0400207
White	0400208

Operator Covers

Operator Cover — Traditional

Note:
Stone, white, black, and gold dust covers are not available, replace with complete hardware set page 50.

Finish	Order No.
Antique Brass	9016081
Bright Brass	9016078
Brushed Chrome	N/A
Distressed Bronze	9016084
Distressed Nickel	9016085
Oil Rubbed Bronze	9016080
Polished Chrome	N/A
Satin Nickel	9016079

Operator Cover - Contemporary

Note:
Stone, white, black, and gold dust covers are not available, replace with complete hardware set page 50.

Finish	Order No.
Bright Brass	9016092
Oil Rubbed Bronze	9016094
Satin Nickel	9016093

Operator Handles

Operator Handle - Folding / Traditional

Note:
Stone, white, black, and gold dust handles are not available, replace with complete hardware set page 50.

Finish	Order No.
Antique Brass	9016102
Bright Brass	9016099
Brushed Chrome	N/A
Distressed Bronze	9016105
Distressed Nickel	9016106
Oil Rubbed Bronze	9016101
Polished Chrome	N/A
Satin Nickel	9016100

Operator Handle - Folding / Contemporary

Note:
Stone, white, black, and gold dust handles are not available, replace with complete hardware set page 50.

Finish	Order No.
Bright Brass	9016113
Oil Rubbed Bronze	9016115
Satin Nickel	9016114

Set Screw / Zinc

Note:
Used on both the traditional and contemporary operator handles.

Order No.
9066667

Washer - Folding

Note:
Opaque nylon washer used between handle and cover of Contemporary and Traditional folding hardware.

Order No.
9069020

Handle - T / Metal

Note:
Set screw available by description. #10 - 32 x .215 LG.
Specify size, color and handle style.

Color	Order No.
Stone	1361487
White	1361488

Handle - Compact Operator

Color	Order No.
Stone	1361804
White	1351334

Temporary Handle - Operator and Lock

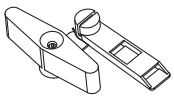

Order No.
1361394

Hardware

Locks *(October 2013 - present)*			
Lock with Screws - Single *(October 2013 - present)*			
	Note: Use for unit dimension heights of 24.875″ or less.	**Left**	**Right**
		1351433	1351434
Lock with Screws - Tandem 12 *(October 2013 - present)*			
	Note: Use for unit dimension heights greater than 24.875″ and less than or equal to 32.625″.	**Left**	**Right**
		1361894	1361895
Lock with Screws - Tandem 18 *(October 2013 - present)*			
	Note: Use for unit dimension heights greater than 32.625″ and less than or equal to 39.500″.	**Left**	**Right**
		9098388	9098389
Lock with Screws - Tandem 24 *(October 2013 - present)*			
	Note: Use for unit dimension heights greater than 39.500″ and less than or equal to 46.125″.	**Left**	**Right**
		1351435	1351436
Lock with Screws - Triple 30 *(October 2013 - present)*			
	Note: Use for unit dimension heights greater than 46.125″ and less than or equal to 51.875″.	**Left**	**Right**
		9098390	9098391
Lock with Screws - Triple 36 *(October 2013 - present)*			
	Note: Use for unit dimension heights greater than 51.875″ and less than or equal to 58.625″.	**Left**	**Right**
		1361898	1361896
Lock with Screws - Triple 42 *(October 2013 - present)*			
	Note: Use for unit dimension heights greater than 58.625″ and less than or equal to 65.375″.	**Left**	**Right**
		9098392	9098393
Lock with Screws - Triple 48 *(October 2013 - present)*			
	Note: Use for unit dimension heights greater than 65.375″ and less than or equal to 71.250″.	**Left**	**Right**
		9098394	9098395
Lock with Screws - Quad 55 *(October 2016 - present)*			
	Note: Use for unit dimension heights greater than 71.250″ and less than or equal to 77.250″.	**Left**	**Right**
		9152127	9152128
Lock with Screws - Quad 60 *(October 2016 - present)*			
	Note: Use for unit dimension heights greater than 77.250″ and less than or equal to 83.250″.	**Left**	**Right**
		9152129	9152130
Lock with Screws - Quad 68 *(October 2016 - present)*			
	Note: Use for unit dimension heights greater than 83.250″ and less than or equal to 89.250″.	**Left**	**Right**
		9152131	9152132
Lock with Screws - Quad 74 *(October 2016 - present)*			
	Note: Use for unit dimension heights greater than 89.250″ and less than or equal to 95.250″.	**Left**	**Right**
		9152133	9152134

Locks *(2008 - October 2013)*

Lock with Screws - Single *(2008 -October 2013)*

		Left	Right
	Note: Use for unit dimension heights of 29.25″ or less. View keeper in hardware section **page 26**.	1351433	1351434

Lock with Screws - Tandem 12 *(2008 -October 2013)*

		Left	Right
	Note: Use for unit dimension heights greater than 29.25″and less than or equal to 41.875″.	1361894	1361895

Lock with Screws - Tandem 24 *(2008 -October 2013)*

		Left	Right
	Note: Use for unit dimension heights greater than 41.875″and less than or equal to 53.25".	1351435	1351436

Lock with Screws - Triple 36 *(2008 -October 2013)*

		Left	Right
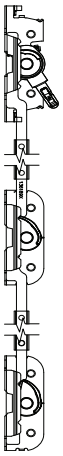	**Note:** Use for unit dimension heights greater than 53.25″.	1361898	1361896

Hardware

Lock Components

Lock Handle - Traditional & Contemporary

Note:
Use same lock handle for traditional and contemporary style.

Stone, white, black and gold dust handles not available separately. Replace with complete hardware set page 50.

Finish	Order No.
Antique Brass	9016067
Bright Brass	9016064
Brushed Chrome	N/A
Distressed Bronze	9016070
Distressed Nickel	9016071
Oil Rubbed Bronze	9016066
Polished Chrome	N/A
Satin Nickel	9016065

Keeper Kit No. 3 page 23 and page 24

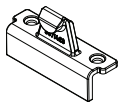

Kit Includes:
(1) Keeper
(2) Screws

View lock in hardware section page 53.

Gray
9019485

Screw - Keeper

Note:
#7 X 1 1/16 XTYPE 17 430 SS

Order No.
9177142

Lock Bezel - Traditional & Contemporary

Note:
Black and gold dust bezels not available separately.
Replace with complete hardware set page 50.

Finish	Order No.
Antique Brass	1300098
Bright Brass	1361547
Brushed Chrome	N/A
Distressed Bronze	1300083
Distressed Nickel	1300092
Oil Rubbed Bronze	1300032
Polished Chrome	N/A
Satin Nickel	1361558
Stone	1351444
White	1351443

Hardware

Installation Kits

Installation Kit - A Series Windows - without flange

Kit Includes:	Order No.
(28) Installation screws (16) Installation shims 1/32" (48) Installation shims 1/16" (28 feet) 3/8" Backer rod	9078295

Installation Kit - Windows

Note:
Used for rectangular openings up to 46″ x 72″.

Kit Includes:	Order No.
(20 feet) Backer rod (64) Shims 1/16" (54) Fasteners 1 1/2" nails (24 feet) Self-Adhering flashing tape (5 feet) Flexible sill flashing tape (1) Insulating foam- 12 oz. can (1) Sealant - 10.1 oz. tube Installation guide	9080773

Installation Materials

Formable Sill Flashing

Size	Order No.
25'	9105776
75'	9105777

Straight Flashing

Size	Order No.
75'	9105778

Silicone Sealant

Color	Type	Order No.
Clear	DC794F	9014182

Hardware

Optional Hardware

Opening Control Device Kit

Note: Installation kit below is required to install

Kit Includes:
(1) Track ssembly
(1) Extension arm assembly
(1) Push button packet
(1) Screw packet
(1) Safety card
Accessory Guide 9052526

Color		Right
Black	9152274	9152275
Stone	9051706	9051704
White	9051705	9051703

Opening Control Device / Installation Kit

Kit Includes:
(1) Drill fixture
(1) Drill bit
(1) Screw

Order No.
9051887

Opening Control Device / Track and Arm Kit

Kit Includes:
(1) Track assembly
(1) Extension arm
(5) Screws - 6 x 3/4″ PH SMS SS18-8

Left	Right
9053850	9053849

Opening Control Device / Screw Pack

Pack Includes:
(1) Screw - 7 x 7/8″ PH PH TYP A
(5) Screws - 6 x 3/4″ PH SMS SS18-8

Color	Order No.
Black	9152270
Stone	9051889
White	9051543

Opening Control Device / Release Button Kit



Kit Includes:
(1) Release button
(1) Screw - 7 x 7/8″ PH PH TYP A

Color	Order No.
Black	9152273
Stone	9053848
White	9053847

Fasteners

Screw - Operator		
	Note: Used on both split arm and straight arm operators.	**Order No.** 1361961
Screw - Hinge		
	Note: Used to secure hinge.	**Order No.** 9066673
	Description	
	3/4 X #7 18-8SS PH FHUC TYPE 17	
Screw - Dummy 90		
	Description	**Order No.**
	1/2 X 8	1351346
Screw - Lock		
		Order No. 1361962
Screw		
	Description	**Order No.**
	1 1/2 X 7 302 SST FLAT HEAD TYPE 17	1361942
Screw		
	Description	**Order No.**
	1 1/16 X 7 430 SST FLAT HEAD TYPE 17	9177142
Screw		
	Description	**Order No.**
	5/8 X 7 302 SST FL TRUSS HD	1361938
Screw		
	Description	**Order No.**
	5/8 X 7 430 SST FLAT HEAD TYPE 17	1361939
Screw		
	Description	**Order No.**
	5/8 X 8 302 SST FILST HD	1361948
Screw		
	Description	**Order No.**
	7/8 X 7 430 SST FL TRUSS HD TYPE 17	1361945
Screw		
	Description	**Order No.**
	8-18 X 9/16 PH SP DOME 430 SS DORR TYPE 17	1351351

Frames

Frame Assembly - Standard Windows

Note:
See current frame **Product Details**.

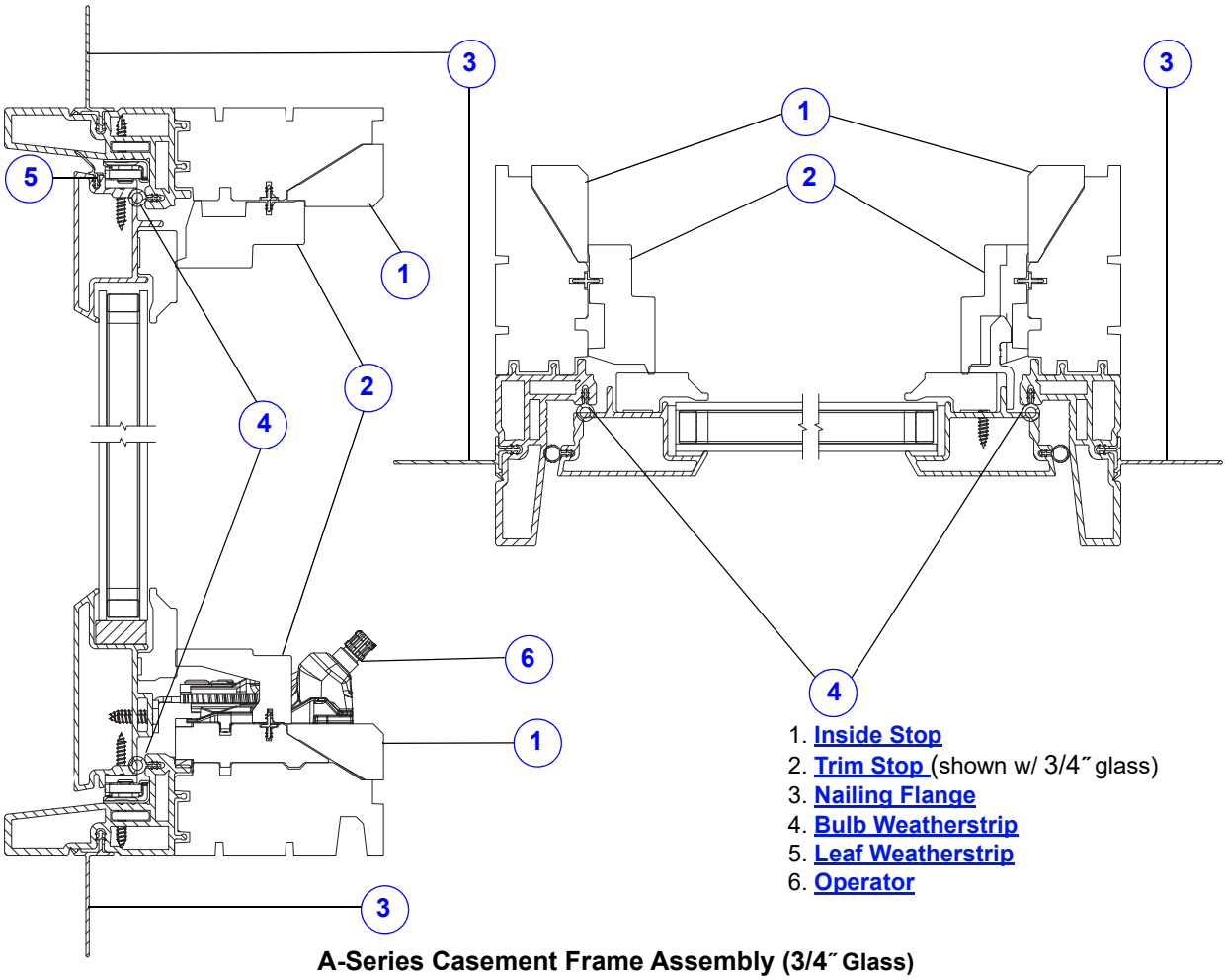

1. **Inside Stop**
2. **Trim Stop** (shown w/ 3/4˝ glass)
3. **Nailing Flange**
4. **Bulb Weatherstrip**
5. **Leaf Weatherstrip**
6. **Operator**

A-Series Casement Frame Assembly (3/4˝ Glass)

Frame - Standard Window

Note:
Replacement frames are made to order. Frame ships with trim stops. Clear coat finish can be applied on all six species shown. See iQ+ for additional detail. See current frame **Product Details**.
To order, state:

1. **Unit or frame size** (ACW XXXX or frame W X H dimensions)
2. **Glazing Type**
3. **Product ID** (from product label), see **Service Guide 9051877**.

Frame - Standard Window

Exterior color options

Interior species/finish/color options

Unfinished or clear coat.

Shown on pine. Available on pine, maple and oak only.

Available with pine and maple only.

See your Andersen dealer for details.

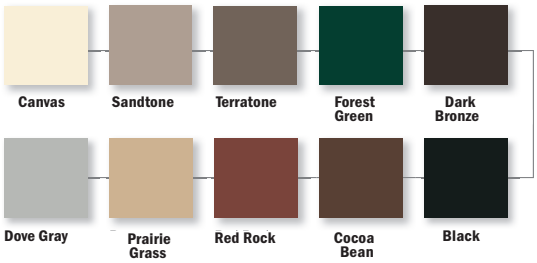

Frames

Frame Assembly - Picture Windows

Note:
See current frame **Product Details**.

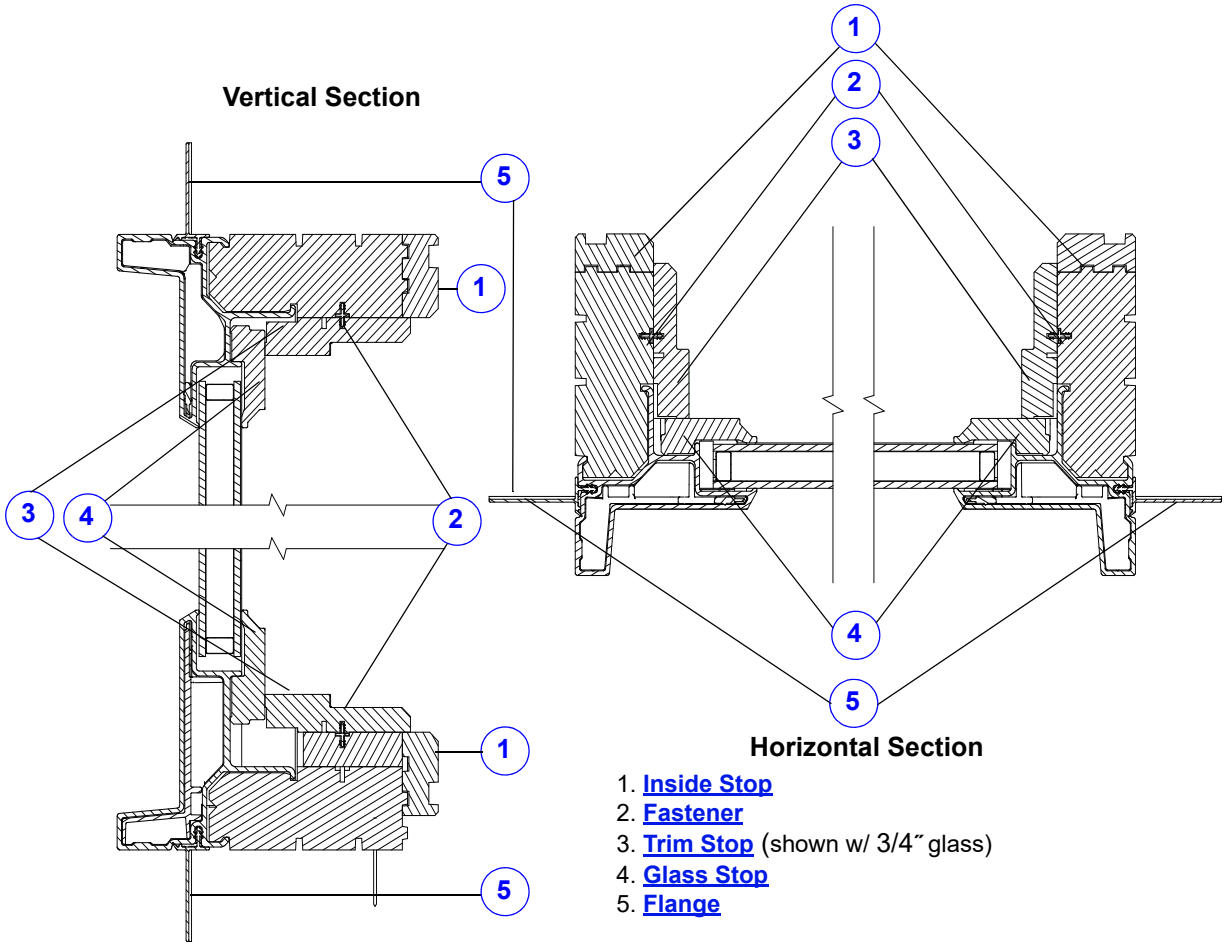

1. **Inside Stop**
2. **Fastener**
3. **Trim Stop** (shown w/ 3/4˝ glass)
4. **Glass Stop**
5. **Flange**

A-Series Casement Picture Window Frame Assembly (3/4˝ Glass)

Frame - Picture Window

Note:
Replacement frames are made to order. Frame ships with trim stops. See current frame **Product Details**.
To order, state:

1. **Unit or frame size** (APW XXXX or frame W X H dimensions)
2. **Glazing Type**
3. **Product ID (from product label), see Service Guide 9051877**.

Frame - Picture Window

Exterior color options

Interior species/finish/color options

Unfinished or clear coat.

Shown on pine. Available on pine, maple and oak only.

Available with pine and maple only.



See your Andersen dealer for details.

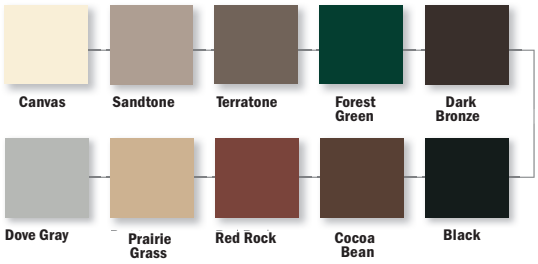

Frames

Stops - Venting and Stationary Windows

Note:
See Service Guide 9044186 for sill stop replacement. Vintage stops shown for identification purposes. Current stop shown will ship. Clear coat finish can be applied on all six species shown. See iQ+ for additional detail.

Interior species/finish/color options

Shown on pine. Available on pine, maple and oak only.

Available with pine and maple only.

See your Andersen dealer for details.

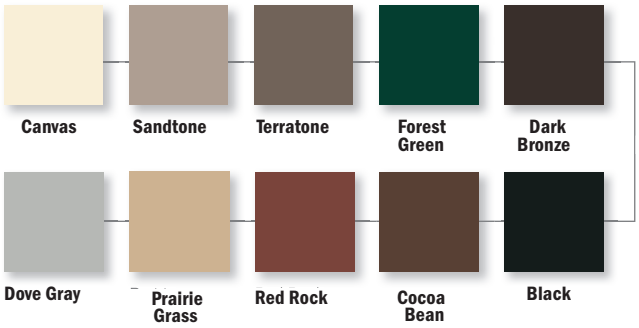

Stop - Trim / Sill / Venting and Stationary Window

3/4″ Glass	1″ Glass
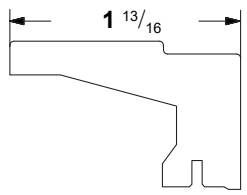	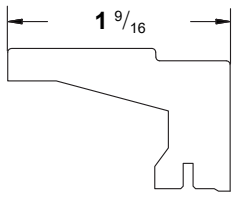
2008 - present	*January 2016 - present*

Note:
Replacement trim stops are made to order.

To order, state:

1. **Description of Part (Trim Stop - Sill)**
2. **RH, LH or Stationary**
3. **Split Arm or Straight Arm**
4. **Interior Species/Finish/Color (see page 62)**
5. **Glazing Type**
6. **Quantity**
7. **Product ID (from product label), see Service Guide 9051877**

Stop - Trim / Head / Venting and Stationary Window

3/4″ Glass		1″ Glass
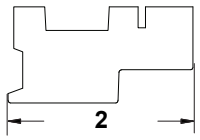	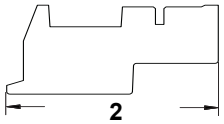	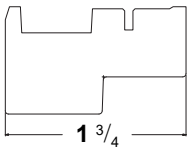
2008 - September 2012	*October 2012 - present*	*January 2016 - present*

Note:
Replacement trim stops are made to order.

To order, state:

1. **Description of Part (Trim Stop - Head)**
2. **Interior Species/Finish/Color (see page 62)**
3. **Glazing Type**
4. **Quantity**
5. **Product ID (from product label), see Service Guide 9051877**

Stop - Trim / Lock Side / Venting Window

3/4″ Glass		1″ Glass
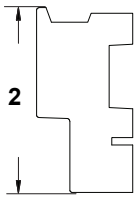	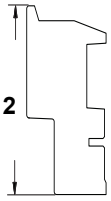	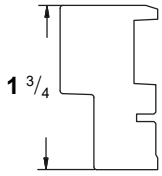
2008 - September 2012	*October 2012 - present*	*January 2016 - present*

Note:
Replacement trim stops are made to order.

To order, state:

1. **Description of Part (Trim Stop - Lock Side)**
2. **RH or LH**
3. **Interior Species/Finish/Color (see page 62)**
4. **Glazing Type**
5. **Quantity**
6. **Product ID (from product label), see Service Guide 9051877**

Stop - Trim / Hinge Side / Venting Window

3/4″ Glass		1″ Glass
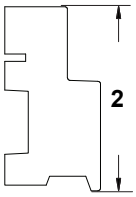	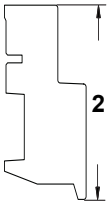	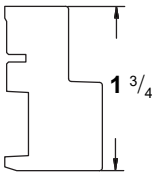
2008 - September 2012	*October 2012 - present*	*January 2016 - present*

Note:
Replacement trim stops are made to order.

To order, state:

1. **Description of Part (Trim Stop - Hinge Side)**
2. **RH or LH**
3. **Interior Species/Finish/Color (see page 62)**
4. **Glazing Type**
5. **Quantity**
6. **Product ID (from product label), see Service Guide 9051877**

Frames

Stop - Trim / Stationary Side / Stationary Window

3/4″ Glass		1″ Glass
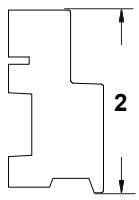	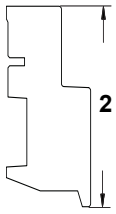	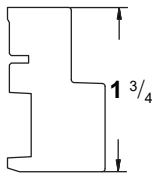
2008 - September 2012	*October 2012 - present*	*January 2016 - present*

Note:
Replacement trim stops are made to order.

To order, state:

1. **Description of Part (Trim Stop - Stationary Side)**
2. **Interior Species/Finish/Color (see page 62)**
3. **Glazing Type**
4. **Quantity**
5. **Product ID (from product label), see Service Guide 9051877**

Stop - Inside / Head / Venting and Stationary Window

3/4″ Glass		1″ Glass
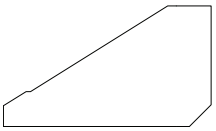	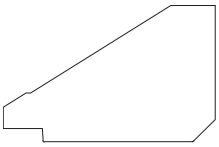	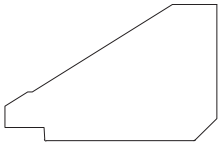
2008 - September 2012	*October 2012 - present*	*January 2016 - present*

Note:
Replacement inside stops are made to order.

To order, state:

1. **Description of Part (Inside Stop - Head)**
2. **Interior Species/Finish/Color (see page 62)**
3. **Glazing Type**
4. **Quantity**
5. **Product ID (from product label), see Service Guide 9051877**

Stop - Inside / Side and Sill / Venting and Stationary Window

3/4″ Glass	1″ Glass
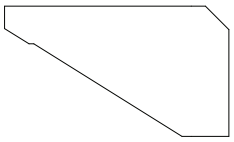	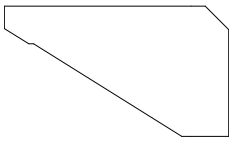
2008 - present	*January 2016 - present*

Note:
Replacement inside stops are made to order. Side stop handed as viewed from exterior.

To order, state:

1. **Description of Part (Inside Stop - Side or Sill)**
2. **Interior Species/Finish/Color (see page 62)**
3. **Glazing Type**
4. **Quantity**
5. **Product ID (from product label), see Service Guide 9051877**

Frames

Stops - Picture Windows

Interior species/finish/color options

Shown on pine. Available on pine, maple and oak only.

Available with pine and maple only.

See your Andersen dealer for details.

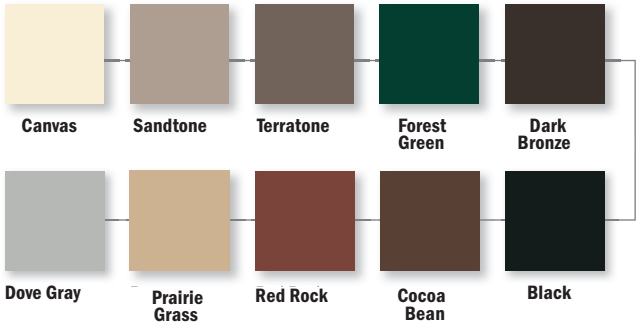

Frames

Glass Stop - Picture Window / Head and Sill

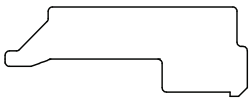

Note:
Replacement glass stops are made to order.

To order, state:

1. **Description of Part (Glass Stop - Head and Sill)**
2. **Interior Species/Finish/Color (see page 65)**
3. **Style (NEW) 10/2023 Contemporary or Traditional**
4. **Quantity**
5. **Product ID (from product label), see Service Guide 9051877**

Glass Stop - Picture Window / Side

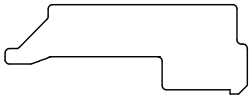

Note:
Replacement glass stops are made to order. Handed as viewed from exterior.

To order, state:

1. **Description of Part (Glass Stop - Side)**
2. **RH or LH**
3. **Interior Species/Finish/Color (see page 65)**
4. **Style (NEW) 10/2023 Contemporary or Traditional**
5. **Quantity**
6. **Product ID (from product label), see Service Guide 9051877**

Trim Stop - Picture Window / Head and Sill

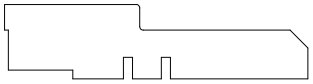

Note:
Replacement trim stops are made to order.

To order, state:

1. **Description of Part (Trim Stop - Head and Sill)**
2. **Interior Species/Finish/Color (see page 65)**
3. **Quantity**
4. **Product ID (from product label, see Service Guide 9051877**

Trim Stop - Picture Window / Side

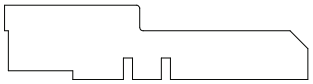

Note:
Replacement trim stops are made to order. Handed as viewed from exterior.

To order, state:

1. **Description of Part (Trim Stop- Side)**
2. **RH or LH**
3. **Interior Species/Finish/Color (see page 65)**
4. **Quantity**
5. **Product ID (from product label), see Service Guide 9051877**

Frames

Inside Stop - Picture Window / Head and Sill	
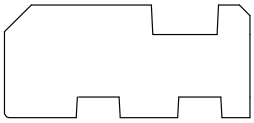	**Note:** Replacement inside stops are made to order. *To order, state:* **1. Description of Part (Inside Stop - Head and Sill)** **2. Interior Species/Finish/Color (see page 65)** **3. Quantity** **4. Product ID (from product label), see Service Guide 9051877**

Inside Stop - Picture Window / Side	
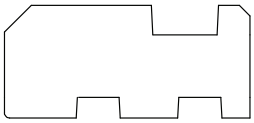	**Note:** Replacement inside stops are made to order. Handed as viewed from exterior. *To order, state:* **1. Description of Part (Inside Stop - Side)** **2. RH or LH** **3. Interior Species/Finish/Color (see page 65)** **4. Quantity** **5. Product ID (from product label), see Service Guide 9051877**

Frames

Extension Jambs

Note:
Additional Colors, Sizes, and Wood Species are available. See IQ+ for details.

To order, state:

1. **Description of Part (arch extension jamb)**
2. **Quantity**
3. **Product ID (from product label, see Service Guide 9051877)**
4. **Options desired (if different than original)**

Size	Dim A
5 1/4	0.719
6 9/16	2.032
7 1/8	2.594

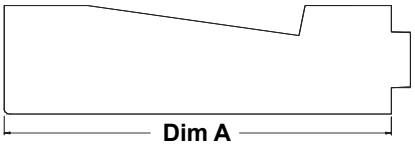

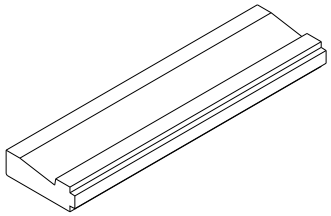

Extension Jamb - Pine

Length	5 1/4″	6 9/16″	7 1/8″
96	1636627	1636637	1636647
144	1636628	1636638	1636648

Extension Jamb - Maple

Length	5 1/4″	6 9/16″	7 1/8″
72	0102573	0102576	0102579
96	0102574	0102577	0102580
144	0102575	0102578	0102581

Extension Jamb - Oak

Length	5 1/4″	6 9/16″	7 1/8″
72	0102564	0102567	0102570
96	0102565	0102568	0102571
144	0102566	0102569	0102572

Extension Jamb - Prefinished White Interior

Length	5 1/4″	6 9/16″	7 1/8″
72	0102582	0102585	0102588
96	0102583	0102586	0102589
144	0102584	0102587	0102590

Stools

Note:
Casing is offset 7/32 from edge of stool.

Additional Colors, Sizes, and Wood Species are available. See IQ+ for details.

To order, state:

1. **Description of Part (arch extension jamb)**
2. **Quantity**
3. **Product ID (from product label, see Service Guide 9051877)**
4. **Options desired (if different than original)**

Configured

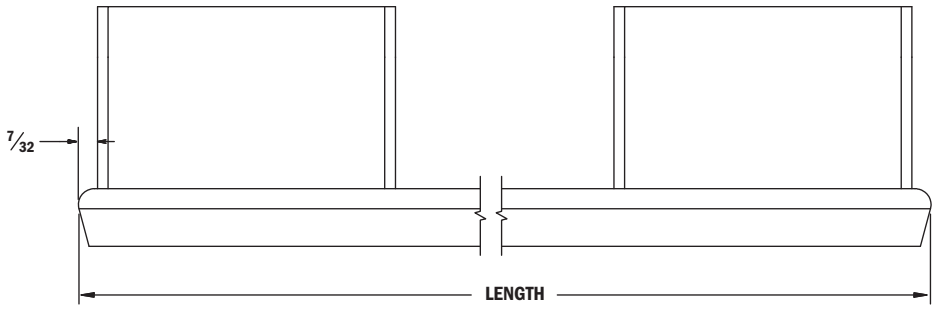

Depth	Dim A
4 9/16	1 55/64
5 1/4	2 35/64
6 9/16	3 55/64
7 1/8	4 27/64

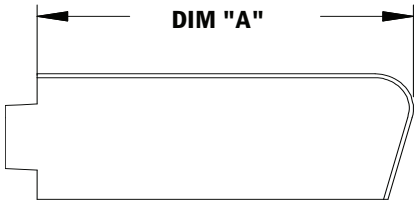

Frame Parts

Weatherstrip Kit

Note:
Sits vertically on the side jambs and horizontally on the head and sill.

Frames

Frame Parts

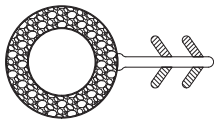	**Kit Includes:** (27') Weatherstrip Service Guide 9011006	**Beige** 9019482

Nailing Flange Ref. No. 13 page 71

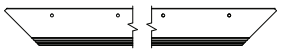

For Unit Dimensions Up to	Order No.
37 1/4	3030002
59 1/4	3030004
95 1/4	9021961

Stop Fastener

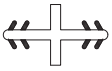	**Note:** (12) Fasteners	**Order No.** 9019521

Flange Corner Seal

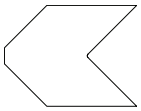	**Note:** Black in color, ships as a quantity of two (2) per sheet. Adhesive back	**Order No.** 3030005

Clip - Installation Kit with Screws

	Quantity	Dimensions	Order No.
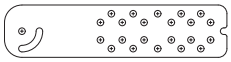	14 clips	6 3/8 x 1 1/2	9014870

Joining Components

Reinforced (Fiberglass) Joining Kit Exploded View

Note:
See (1-Way) **Installation Guide 9161599**.
See (2-Way) **Installation Guide 9161600**.

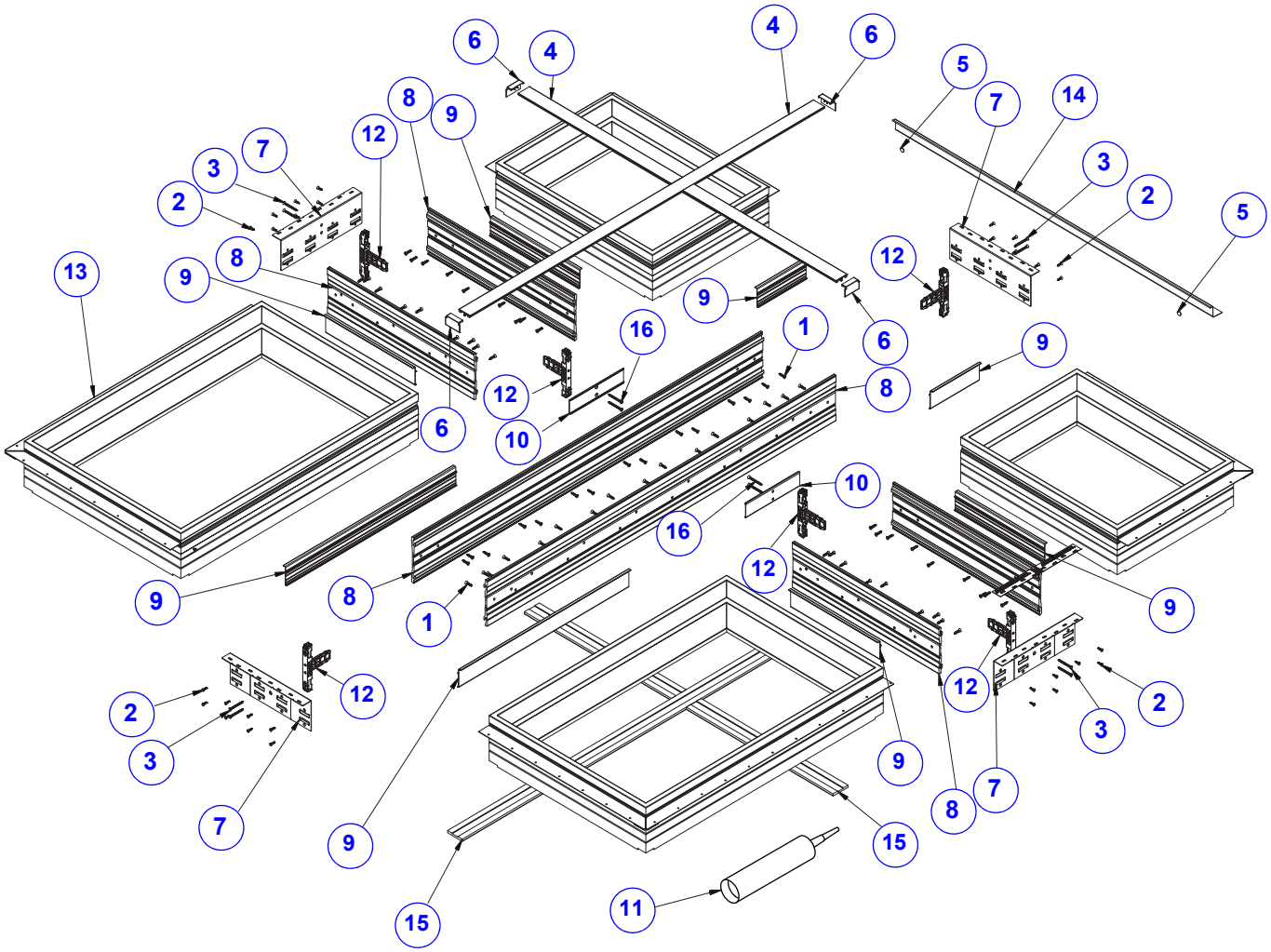

1. **Joining Plate Screw**
2. **Gusset Plate Screw**
3. **Locking Plug Screw**
4. **Exterior Trim Strip**
5. **Felt Pad**
6. **End Cap**
7. **Gusset Plate**
8. **Joining Plate**
9. **Joining Plate Alignment Spacer**
10. **Intersection Bracket** (2/Join)
11. **Sealant**
12. **Locking/Sealing Plug**
13. **Flange**
14. **Drip Cap**
15. **Interior Casing**
16. **Intersection Screw (Long)**

Joining Components

Reinforced (Fiberglass) Joining Kits

Kit Includes:
(2) Gusset plates
(2) Joining plates
(1) Joining plate alignment spacer
(1) Exterior trim strip
(2) Locking/sealing plugs
(2) Mull end caps
(1) Tube of Sealant
Hardware pack(s) (quantities vary depending on configuration)

		Length	Order No.
Reinforced Join - Jobsite Assembled w/ Kit Reinforced Join - Dealer Assembled w/ Kit	**Note:** Configured with multiple exterior/interior/flange options. Drip cap needs to be ordered separately. See (1-Way) **Installation Guide 9161599** and (2-Way) **Installation Guide 9161600**. See additional **detail**.	72″	Configured
		96″	Configured

Reinforced (Fiberglass) Joining Kit Components

Inside Casing - 2 1/8˝

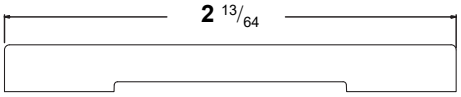

Finish	96˝			120˝					
	PINE	MAPLE	OAK	PINE	MAPLE	OAK	CHERRY	MAHOGANY	DOUGLAS FIR
Unfinished	9067316	9064335	9064417	9068749	9068751	9068750	9140911	9140912	9140910
Clear Coat	9013183	9013187	9013185	9013184	9013188	9013186			
Cinnamon	9013207	9013211	9013209	9013208	9013212	9013210			
Mocha	9013195	9013199	9013197	9013196	9013200	9013198			
Primed	9013181	9055407	9040763	9013182	9040764	9055404			
Honey	9013201	9013205	9013203	9013202	9013206	9013204			
Russet	9013189	9013193	9013191	9013190	9013194	9013192			
Espresso	9013215	9013219	9013217	9013216	9013220	9013218			
Birch Bark (Bright White)	9013213	9055408	9040765	9013214	9040766	9055405			
White	9013179	9055406	9040761	9013180	9040762	9055403			
Terratone	9178875	9178857	9178866	9178830	9178848	9178839			
Sandtone	9178874	9178856	9178865	9178829	9178847	9178838			
Forest Green	9178881	9178863	9178872	9178836	9178854	9178845			
Canvas	9178873	9178855	9178864	9178828	9178846	9178837			
Prairie Grass									
Cocoa Bean	9178880	9178862	9178871	9178835	9178853	9178844			
Dove Gray	9178879	9178861	9178870	9178834	9178852	9178843			
Red Rock	9178878	9178860	9178869	9178833	9178851	9178842			
Black	9178876	9178858	9178867	9178831	9178849	9178840			
Dark Bronze	9178877	9178859	9178868	9178832	9178850	9178841			

Joining Components

Inside Casing - 2 3/4˝

Note:
Used when a wide bottom rail (A-Series Casement or A-Series Awning) unit is mulled above other A-Series windows or doors.

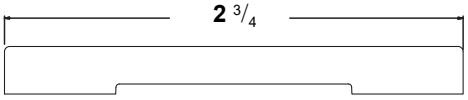

Finish	96˝		
	Pine	Maple	Oak
Unfinished	9067323	9068753	9068752
White	9055372	9055385	9055394
Clear Coat	9055373	9055386	9055395
Cinnamon	9055374	9055387	9055396
Mocha	9055375	9055388	9055397
Primed	9055376	9055389	9055398
Honey	9055377	9055390	9055399
Russet	9055378	9055391	9055400
Espresso	9055379	9055392	9055401
Birch Bark (Bright White)	9055380	9055393	9055402

Trim Strip Ref. No. 4 page 71

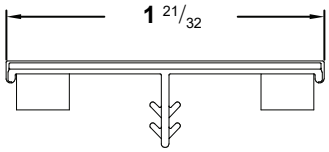

Color	140 (167 1/4″)	120 (143 1/4″)	100 (117 13/16″)	80 (95 1/4″)	611 (82 1/8″)	68 (79 1/4″)	611 (82 1/8″)	31 (36 1/16″)
White	9179984	9179983	2510101	2573488	2573496	2573492	2573496	9044058
Terratone	9179977	9179976	2640746	2640745	2640744	2640743	2640744	9044098
Sandtone	9179970	9179969	0903753	0903752	0903751	0903750	0903751	9044068
Forest Green	9179941	9179940	1262851	1262850	1262849	1262848	1262849	9044099
Canvas	9179905	9179904	9033574	9033577	9033579	9033578	9033579	9044078
Prairie Grass	9179952	9179951	OBD	9044151	9044143	9044135	9044143	9044103
Cocoa Bean	9179916	9179915	OBD	9044150	9044142	9044134	9044142	9044102
Dove Gray	9179927	9179926	OBD	9044094	9044093	9044092	9044093	9044088
Red Rock	9179963	9179962	OBD	9044148	9044140	9044132	9044140	9044100
Black	9179898	9179897	OBD	9044149	9044141	9044133	9044141	9044101
Dark Bronze	9179934	9179933	9020917	9044152	9044144	9044136	9044144	9044104

End Cap Ref. No. 6 page 71

Note:
3/2012 - Present vintage used on LVL and fiberglass kits. End caps from 11/20-2/2012 are not available, replace with current.

	Month/Year		
	3/2012 - Present	*11/2010 - 2/2012*	*2008 - 10/2010*
	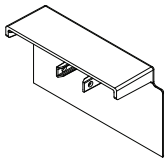	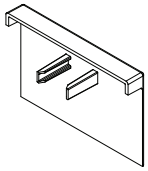	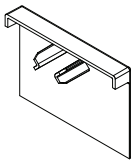
Color	**Order No.**	**Order No.**	**Order No.**
White	9043111	N/A	9034557
Terratone	9043119	N/A	9034565
Sandtone	9043110	N/A	9034556
Forest Green	9043118	N/A	9034564
Canvas	9043112	N/A	9034558
Prairie Grass	9043117	N/A	9034563
Cocoa Bean	9043116	N/A	9034562
Dove Gray	9043113	N/A	9034559
Red Rock	9043114	N/A	9034560
Black	9043115	N/A	9034561
Dark Bronze	9043120	N/A	9034566

Joining Components

Bracket - FGL Intersection Ref. No. 10 page 71

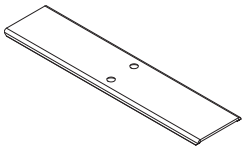

Order No.
9152243

Joining Plate - FGL Ref. No. 8 page 71

Note:
Need two per mull. Cut to fit joining plates 1 1/2” shorter than the overall mulled length or width.

Size	Order No.
34 1/4"	9150659
94 1/4"	9150660
118 1/4"	9150661
142 1/2"	9163966

Joining Plate Alignment Spacer - FGL Ref. No. 9 page 71

Note:
Need one per unit jamb that is to be joined. Required length: Unit length - 10"

Size	Order No.
88"	9160158
136"	9163967

Half Gusset Plate - Assemble In Opening

Note:
Gusset required for rough opening mulling.



Type A

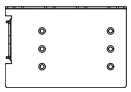

Type B

Type	Order No.
A	9173227
B	9173228

Gusset Plate Ref. No. 7 page 71

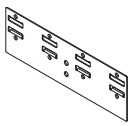

Flat

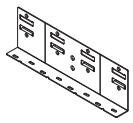

Flanged

Type	Size	Order No.
Flanged	12"	3020001
Flat		9023933
Flanged	18"	3020004
Flat		9023934

Joining Components

Gasket - Assemble In Opening

Note:
Two gaskets required for each Fiberglass (Easy Connect) join.

		Order No.
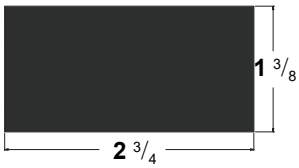		9123317

End Plug

Note:
Required for rough opening mulling.

		Order No.
		9173229

Locking/Sealing Plug - FGL *(November 5, 2018 to Present)* Ref. No. 12 page 71

		Order No.
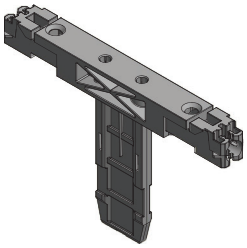		9177451

Joining Components

Miscellaneous Joining Components/Fasteners

Screw Package - 7/8˝ FGL Screw Ref. No. 1 page 71

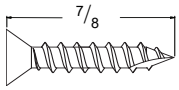

Package Includes: Screw, 10-12 x 7/8 PH FL Type 17	Qty	Order No.
	52	9159384
	1	9159383

Screw - Gusset Plate / Intersection Bracket (Short) Ref. No. 2 page 71

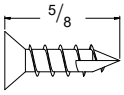

Description	Qty	Order No.
5/8 X #8	1	3020011
	16	9017649

Screw - Gusset Plate / Intersection Bracket (Long) Ref. No. 3 & 16 page 71

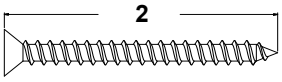

Description	Order No.
2 X #10	9017654

End Plug - Non-Reinforced

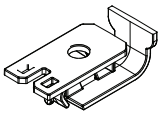

Order No.
9043109

Trim Strip Receiver - Non-Reinforced

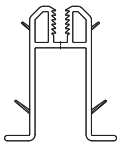

Length	Order No.
144"	9043374

Joining Components

Installation Sealant Ref. No. 11 page 71

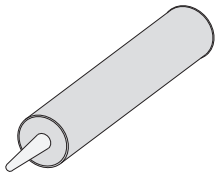

Color	Order No.
White	9105774
Sandtone	9160293
Canvas	9160299
Terratone	9160294
Forest Green	9160296
Prairie Grass	9160297
Dove Gray	9160298
Cocoa Bean	9160300
Red Rock	9160301
Dark Bronze	9160292
Black	9160295

Felt Pad - Black Ref. No. 6 page 71

Description	Order No.
1/2″ diameter X 1/16″ thick	By Description

Slide Clip - Non-Reinforced

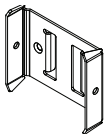

Order No.
3020005

Receiver Clip - Non-Reinforced

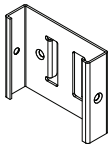

Order No.
3020012

Joining Components

Universal Drip Cap - Continuous

Note:
Use on side-by-side or vertical joins mulled at the factory or distributor. Consists of 24 gauge aluminum material.

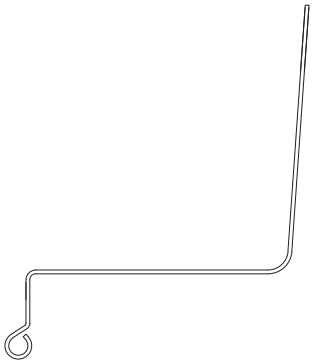

	72″			120″			151 1/2″	
	Package Quantity			Package Quantity			Package Quantity	
	1	10	40	1	10	40	1	10
White	2222525	2222526	2222527	2222546	2222547	2222548	2222555	2222556
Terratone	2222528	2222529	NA	2222549	2222550	NA	2222557	2222558
Sandtone	2222530	2222531	NA	2222551	2222552	NA	2222559	2222560
Forest Green	2222532	2222533	NA	2222553	2222554	NA	2222561	2222562
Canvas	9003116	9003117	NA	9003126	9003127	NA	9003130	9003131
Prairie Grass	9003565	9003566	NA	9003573	9003574	NA	9003581	9003582
Cocoa Bean	9003118	9003119	NA	9003128	9003129	NA	9003132	9003133
Dove Gray	9003563	9003564	NA	9003571	9003572	NA	9003579	9003580
Red Rock	9003559	9003560	NA	9003567	9003568	NA	9003575	9003576
Dark Bronze	9020502	9020503	NA	9020504	9020505	NA	9020506	9020507
Black	9003561	9003562	NA	9003569	9003570	NA	9003577	9003578

Service Replacement

Service Replacement Only Parts

Service Replacement Only Parts

Note:
This section is specifically designed for parts that should only be ordered if a Field Service Manager/Service Provider has requested them to be ordered or if the customer agrees to also pay for a non-warranty repair/replace service job (subject to availability) for these parts to be installed. We do not recommend anyone other than a trained AW employee or Service Provider install these parts due to the complexity of installation, modifications required for installation and/or requirement of special tools.

Exterior Grilles - Permanently Applied / Taped

Exterior Grilles - Taped / Chamfer A

Note:
Permanently applied grilles can only be ordered by Andersen Territory Service Representatives, Andersen Service Dealers and Providers.

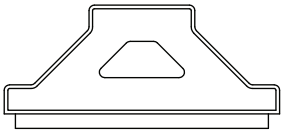

Color	Length	3/4″	7/8″	1 1/8″	2 1/4″
White	96	1284329	1284330	1284331	1284332
Terratone	96	9011971	9011972	9011973	9011974
Sandtone	96	1284325	1284326	1284327	1284328
Forest Green	96	9011967	9011968	9011969	9011970
Canvas	96	1284357	1284358	1284359	1284360
Prairie Grass	96	9011991	9011992	9011993	9011994
Cocoa Bean	96	9011987	9011988	9011989	9011990
Dove Gray	96	9011983	9011984	9011985	9011986
Red Rock	96	9011975	9011976	9011977	9011978
Black	96	9011979	9011980	9011981	9011982
Dark Bronze	96	9020289	9020290	9020291	9020292
Unfinished	96	9011963	9011964	9011965	9011966

Service Replacement Only Parts

Interior Grilles - Taped / Chamfer A

Note:
Permanently applied grilles can only be ordered by Andersen Territory Service Representatives, Andersen Service Dealers and Providers. Contact your local **Andersen Service Provider**.

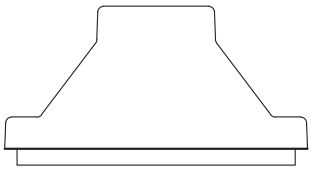

Length	Pine			
	3/4″	7/8″	1 1/8″	2 1/4″
22″	2321131	2321136	2321141	2321146
34″	2321132	2321137	2321142	2321147
44″	2321133	2321138	2321143	2321148
60″	2321134	2321139	2321144	2321149
84″	2321135	2321140	2321145	2321150

Length	Oak			
	3/4″	7/8″	1 1/8″	2 1/4″
22″	2321111	2321116	2321121	2321126
34″	2321112	2321117	2321122	2321127
44″	2321113	2321118	2321123	2321128
60″	2321114	2321119	2321124	2321129
84″	2321115	2321120	2321125	2321130



Length	Maple			
	3/4″	7/8″	1 1/8″	2 1/4″
22″	2321010	2321015	2321020	2321025
34″	2321011	2321016	2321021	2321026
44″	2321012	2321017	2321022	2321027
60″	2321013	2321018	2321023	2321028
84″	2321014	2321019	2321024	2321029

Service Replacement Only Parts

Weatherstrip

Weatherstrip - Replacement			
	**Note:** Ships as 21' length.	**Color**	**Order No.**
		Beige	9087679

Notes