

100 SERIES Insert Windows



THE RIGHT CHOICE FOR REPLACEMENT

100 Series insert windows allow for easy installation into an existing window frame, preserving much of the original look of the window. A new exterior accessory kerf around the perimeter of the window accepts several Andersen® installation accessories for a clean transition and convenient finishing between the new unit and the existing opening.



DESIGNED FOR EASY INSTALLATION

- Superior Fibrex® Material**
Provides structural rigidity during and after installation and won't bow or crack like vinyl can
- Time-Saving Protective Film**
Minimizes time spent cleaning on the jobsite
- Exterior Accessory Kerf**
For convenient finishing
- Pre-Drilled Through-the-Jamb**
Includes installation screws
- Head Expander & Sill Extender Available**
Helps fills the opening for easy installation

100 Series products are made with sustainable Fibrex composite material that offers many advantages over vinyl.



*When 100 Series products were tested against five leading competitors' painted vinyl window products.

100 SERIES

PRODUCT OPTIONS

100 Series products feature interiors with a premium matte finish for an attractive appearance, and exteriors that never need painting and won't fade, flake, blister or peel*, even in extreme cold or heat.

EXTERIOR COLORS



INTERIOR COLORS

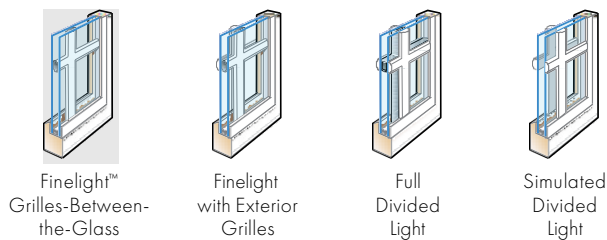


**Products with Sandtone, dark bronze, and black interiors have matching exteriors.

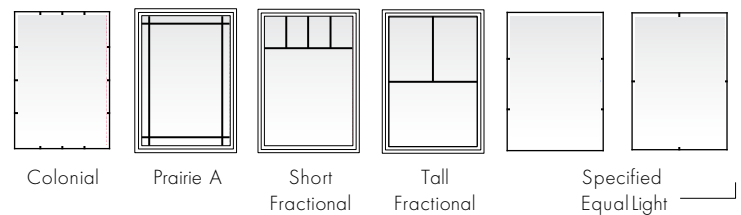
GRILLE OPTIONS

Choose from the following grille types and patterns to complement virtually any style of home. Windows feature 3/4" width grilles and patio doors feature 1" width grilles.

GRILLE TYPES



GRILLE PATTERNS



INSTALLATION ACCESSORIES†

Frame & Sill Extender

Fits in unit accessory kerf to hide the gap between the new unit and the existing frame.

Precut to fit 14° sill slope and can be cut to fit slope or length needed.




Head Expander

Assists in filling the opening when doing an interior installation. Available in white.



Color-Matched Coil

Fits in unit accessory kerf to wrap the existing wood window trim. Cut and form profile needed at the jobsite. 24" x 50' roll



Sealant

Color-matched sealant is specially formulated to adhere to Andersen® products.

Foam Backer Rod

Backer rod helps provide an air seal around the frame. 100' roll

Flat Shims

Flat hanging shims help with a secure installation. Box of 248

Installation Screws

Properly-sized installation screws are provided with each insert unit.



For more information, visit andersenhomedepot.com/series/100-series

*Visit andersenwindows.com/warranty for details. †Sold separately.

"Andersen" and all other marks where denoted are trademarks of Andersen Corporation. ©2020 Andersen Corporation. All rights reserved. 12/20