

# PRODUCT GUIDE 2024 EDITION





Jan Rijnen, MD,  
Baxi UK & Ireland

## WELCOME TO BAXI

### The right solutions to enable your ambition

There is no doubt that in this climate change era, expectations from government, consumers, investors and virtually all stakeholders, are for any new or replacement utility project to prioritise carbon reduction as a core objective. And no more so than in the provision of heating and hot water.

We're confident that stakeholder ambition is matched by the vast majority of commercial and municipal management teams working to address these challenges today. But we also know the constraints these teams have relating to costs, time, know-how, reliability and practicality.

Helping teams navigate through complexity, and enabling them to define the optimum solution that's right for the building and its residents or users, and which respects the project constraints and other pressure points, is at the heart of our approach.

Our world-class team of heating and hot water experts want to understand and listen carefully to your needs and challenges, to help you find the right solution to enable your ambition.

How we heat our buildings must change if we are to meet our national 2050 net zero emissions goal. Our role is to help you find the most appropriate heating and hot water solution for your project, with consideration to the type, age and energy infrastructure of the building, how and when it will be used, and what users' expectations are.

I am truly passionate about the heating and hot water industry, having spent the majority of my career in the sector. Innovations that drive efficiency and performance enhancements, improved installation techniques, and modular and pre-fabricated builds that can support a phased approach to longer term projects, have made the right solution more accessible and achievable today than at any other time.

Baxi's parent company, BDR Thermea Group, has recently acquired three low carbon HVAC manufacturers who specialise in the latest generation heating technologies: Hitecsa, Clint Energy, part of GI Holdings and Fortes Energy Systems. We are integrating these solutions into our UK and Ireland portfolio so our customers can benefit from a full array of options that maximise flexibility when planning for their projects. As a strong advocate for low carbon heating, I know how important it is to have a breadth of products and services to tailor a solution that's right for a building – whether that be air source heat pumps, hybrid solutions, heat networks or even hydrogen in the future.

And since joining Baxi as Managing Director in 2023, I have seen first hand our team's specialist product, technical and legislative knowledge and how they apply this to each and every project. So, consult with us early and use our team as an expert resource which could help save time and fees in producing a holistic design that achieves premium performance and savings.

The pages within provide a detailed overview of our full range of commercial heating and hot water products and solutions. Our team of expert Technical Sales Managers are on hand to help so please do not hesitate to contact them.

Yours faithfully,

Jan Rijnen, MD, Baxi UK & Ireland



# BAXI HELPS

Our portfolio includes some of the best-known and most-respected brands in the heating industry

## World-class expertise

We're home to more than 1,100 employees across the UK and Ireland, with a collective knowledge and experience that's literally centuries in the making. We work with all kinds of organisations, listening carefully to, and understanding, their needs and challenges.

Together with specifiers, contractors, wholesalers and commercial end-users, we put in place the most suitable products from our vast portfolio, to make sure we deliver the right solution, every time.

## Planning cost-efficiencies

If you engage with us early, we can use our extensive technical knowledge and capability to deliver the most appropriate solution for your project. We'll work with you to support you from design to installation, aftersales support and training.

## Broadest product portfolio

We're perfectly placed with our portfolio of brands to provide fully integrated solutions for any heating and hot water requirement. Each and every product is cleverly designed and engineered to ensure easy installation and maintenance, as well as lower energy bills, and they all meet or exceed the UK and Ireland Government commitments, and legislative requirements to reduce carbon emissions.

With more acquisitions across the BDR Thermea Group such as Hitecsa, Clint Energy, part of GI Holdings and Fortes Energy Systems, our portfolio will continue to grow to meet the ever changing demands of heating and cooling commercial buildings.

**BAXI**

**remeha**



**HEATRAESADIA**

**POTTERTON**  
COMMERCIAL

Commercial heating  
and hot water solutions

## How we heat our buildings must change if we are to meet our national 2050 net zero emissions goal

At Baxi, we believe the transition to low-carbon heating will probably see a shift to heat pumps, smart electric water-heating equipment and heat networks. This combination will also help to overcome any systemic constraints relating to the UK and Ireland's energy supply.

And we know that deciding what heating and hot water solution is most appropriate will depend on the type, age and energy infrastructure of the building.

We provide the appropriate technologies, backed with expert knowledge and technical support, so that you can make the right choices at the right time.

Our expert teams have specialist product, technical and legislative knowledge that means we can identify and deliver a solution based on each individual building and bespoke to its requirements.

We know our products and how to optimise their performance. So, consult with us early on and use us as an expert resource. We can advise on how to achieve the most from one product without needlessly overcomplicated design or sacrificing the efficiency of another component.

By consulting with Baxi from the outset, you could save time and fees in producing a holistic design that achieves premium performance and savings.



## Benefits of greater consultation

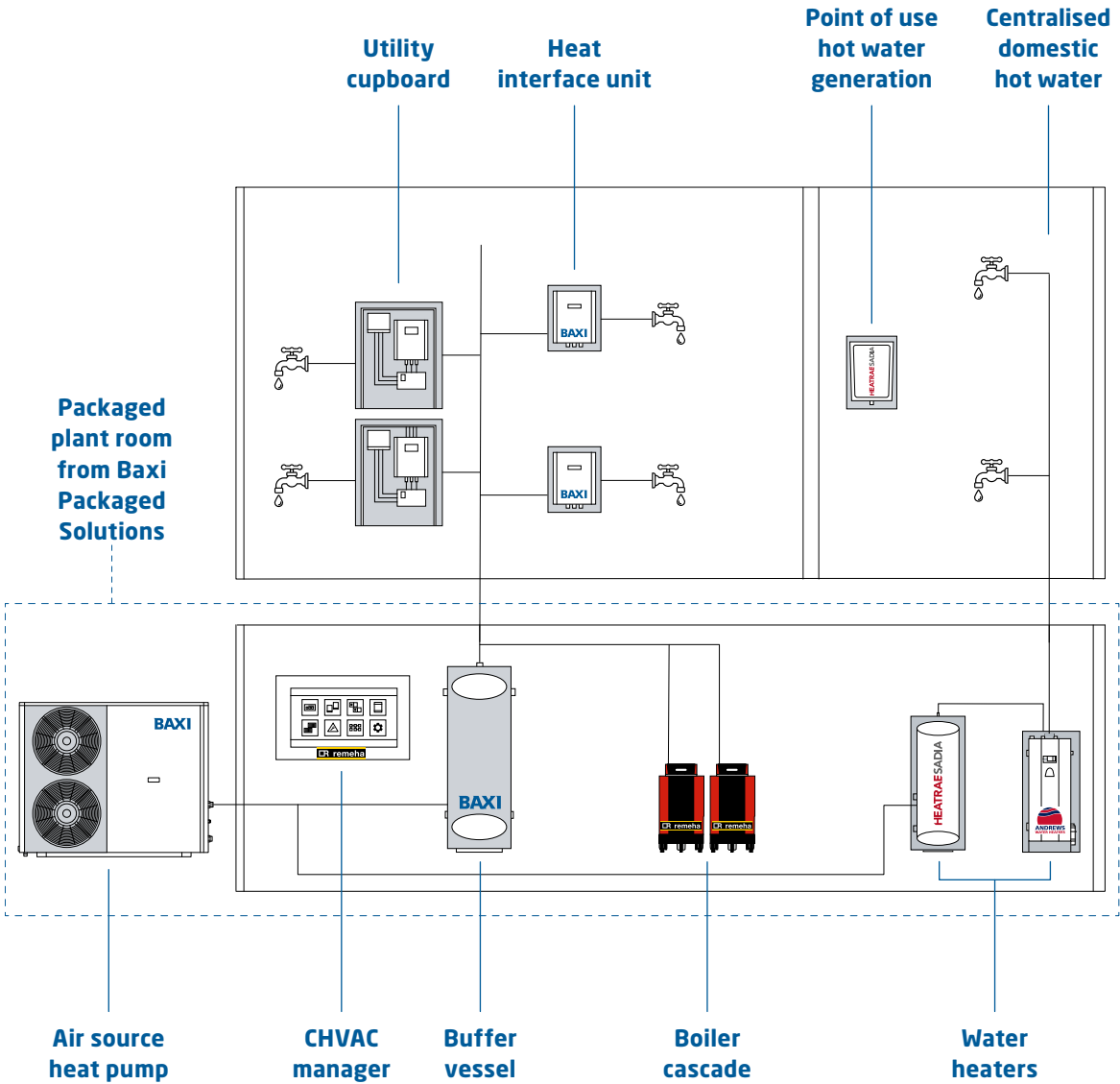
- Knowledge exchange on latest technologies and applications
- Time and labour savings
- Total buy-in to the design
- Optimal heat-generation design
- Improved control
- Increased heating efficiency over operational life to be better than ever



For residential heating and hot water solutions visit: [baxi.co.uk/new-build](https://baxi.co.uk/new-build)

# COMPREHENSIVE AND FLEXIBLE SOLUTIONS

Big or small. Complex or straightforward. Baxi Commercial Solutions provide heating and hot water systems for every type of commercial and multi-occupancy building. It's safe to say that every building project is different, and one size never fits all. We know flexibility is key, which is why our products and systems can be combined and configured in any way that suits, and are all complemented by a full range of ancillary products and accessories from Baxi...



# HEAT PUMPS

**Our range of air source heat pumps make a valuable contribution to delivering reliable, efficient and flexible heating performance, ready for the low-carbon challenge of today.**

The monobloc design is a self-contained heat generator, extracting renewable heat from the atmosphere and amplifying it using refrigerant compression. Specifically manufactured for Northern Europe climate conditions, our air source heat pumps can deliver a supply temperature of up to 60°C and operate down to ambient temperatures of -20°C, providing a sustainable solution for all UK and Ireland buildings.

Quiet and exceptionally energy efficient, our heat pumps can be seamlessly integrated with other products and heat sources to provide sustainable heating and hot water solutions for new build and retrofit applications. Wherever you need heating or indirect hot water production, our heat pumps are a high-performing, efficient choice.

MID-TEMPERATURE AIR TO WATER HEAT PUMP	
Baxi Auriga HP	9
Baxi Auriga HP+	10
Baxi Auriga HP accessories	11



The Baxi Auriga Mid-Temperature Air to Water Heat Pump is perfect for commercial applications in both fully-electric and hybrid heating systems.

Built from over 30 years' experience in commercial air source heat pumps and low carbon heating systems across Europe, Baxi's Auriga HP ASHP is a monobloc design, self-contained heat generator, extracting renewable heat from the atmosphere and amplifying it using R32 refrigerant compression.

Whatever the size or complexity of your project, our dedicated experts are on hand to advise you on the right product accessories to support your installation.

Mid-Temperature Air to Water Heat Pump

Baxi Auriga HP

Available in four outputs of 20kW, 26kW, 30kW and 40kW, Baxi Auriga HP ASHPs can be used as part of a hybrid or standalone system in both new build and retrofit applications.



BAXI



SCOP of up to 4.83 - high seasonal operating efficiencies



5 year parts and labour warranty\*\*



Compatible with cascade or hybrid system controls - find out more on page 11

Technical information	Baxi Auriga HP 20T	Baxi Auriga HP 26T	Baxi Auriga HP 33T	Baxi Auriga HP 40T
Product code	7832028	7832029	7832031	7832032
Performance				
Heating capacity @ A7/W35 (kW)	21.2	27.2	33.4	40.2
SCOP at W35	4.42	4.31	4.83	4.8
SCOP at W55	3.33	3.47	3.58	3.61
Water flow temp min / max (°C)	25 / 60	25 / 58	25 / 60	25 / 60
Seasonal efficiency at W35 (%)	174	170	190	189
Seasonal efficiency at W55 (%)	130	136	140	142
ErP sound power level LwA*** db(A)	65	65	65	65
ErP sound power level LpA @5m db(A)	43	43	43	43
Refrigerant				
Refrigerant type	R32	R32	R32	R32
Refrigerant weight	4.8	4.8	5.6	5.6
Refrigerant GWP	675	675	675	675
Equivalent CO <sub>2</sub> (Tn)	3.24	3.24	3.78	3.78
General				
Dimensions - W x H x D (mm)	1,612 x 1,276 x 669	1,612 x 1,276 x 669	1,882 x 1,581 x 683	1,882 x 1,581 x 683
Weight (dry) (kg)	271	272	361	363
Clearances****				
Front (mm)	1,500	1,500	1,500	1,500
Rear (mm)	600	600	600	600
Left / right (mm)	800	800	800	800
Top (mm)	800	800	800	800

\* 20 & 26kW = A++ & 33 & 40 kW = A+++  
\*\* Warranty subject to our commissioning.  
\*\*\* In accordance with EN12102-1 under condition A7/W55.  
\*\*\*\* Please refer to the installation and maintenance manual for detailed information on required clearances.

High-Temperature Air to Water Heat Pump

Baxi Auriga HP+

Capable of producing temperatures up to 80°C with an impressive SCOP of 5.17, the Baxi Auriga HP+ High-Temperature Air-to-Water Heat Pump delivers efficient and reliable performance for a wide range of heating needs.



BAXI



SCOP of up to 5.17  
- high seasonal  
operating efficiencies



5 year parts  
and labour  
warranty\*



Compatible with cascade  
or hybrid system controls -  
find out more on page 11

Technical information	Baxi Auriga HP+ 20T	Baxi Auriga HP+ 30T
Product code	7832039	7832040
Performance		
Heating capacity @ A7/W35 (kW)	20	30
SCOP at W35	5	5.17
SCOP at W55	3.86	3.96
Water flow temp min / max (°C)	25 / 80	25 / 80
Seasonal efficiency at W35 (%)	197	204
Seasonal efficiency at W55 (%)	151	155
ErP sound power level LwA** db(A)	63	65
ErP sound power level LpA @5m db(A)	41	43
Refrigerant		
Refrigerant type	R290	R290
Refrigerant weight	4.45	4.75
Refrigerant GWP	3	3
Equivalent CO <sub>2</sub> (Tn)	0.01335	0.01425
General		
Dimensions - W x H x D (mm)	1,881 x 1,806 x 672	1,881 x 1,806 x 672
Weight (dry) (kg)	330	360
Clearances***		
Front (mm)	1,500	1,500
Rear (mm)	1,500	1,500
Left / right (mm)	800	800
Top (mm)	600	600

\* Warranty subject to our commissioning.

\*\* In accordance with EN12102-1 under condition A7/W55.

\*\*\* Please refer to the installation and maintenance manual for detailed information on required clearances.

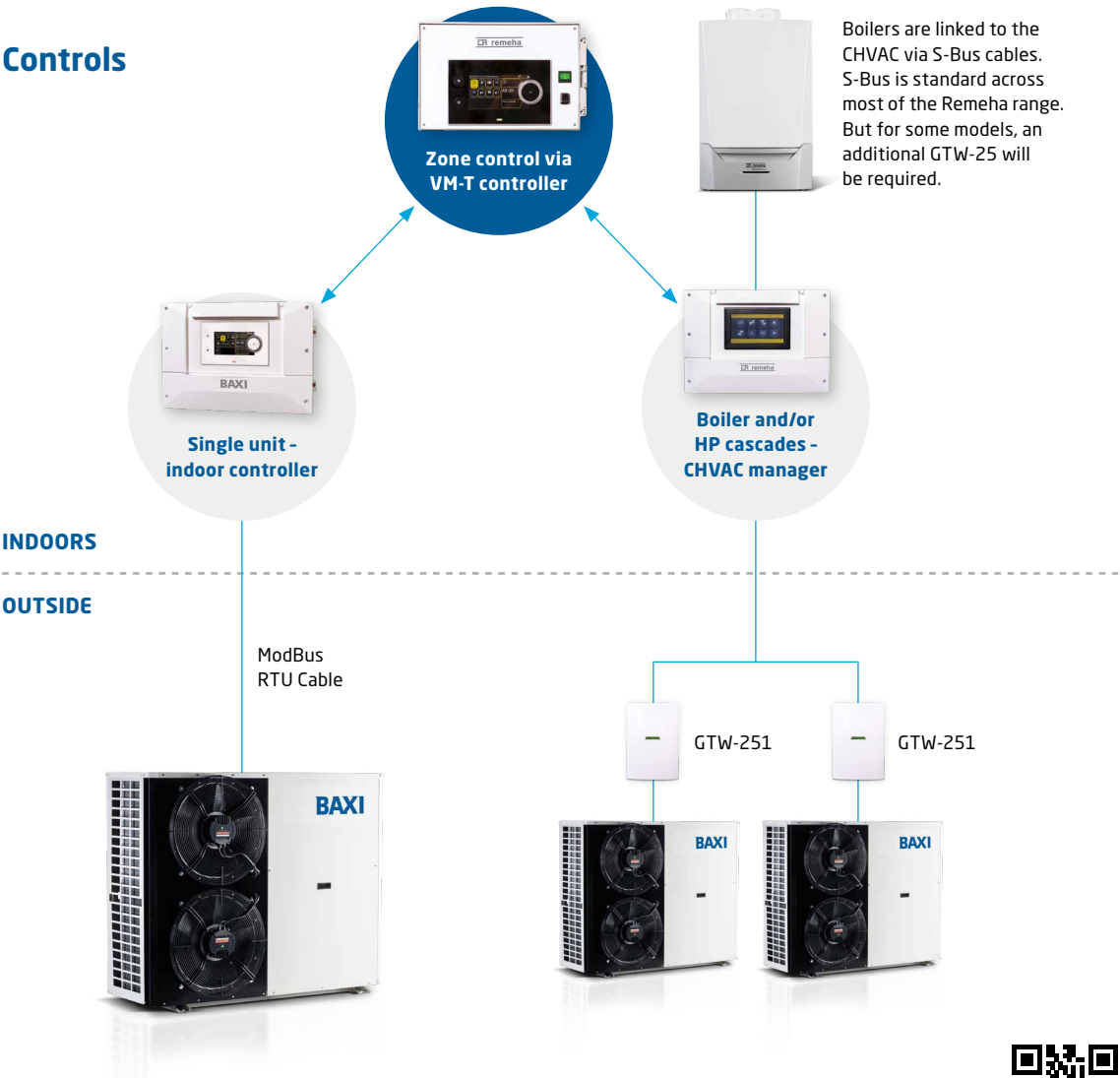
Mid-Temperature Air to Water Heat Pump

Baxi Auriga HP accessories

Compatible accessories

Item	Product code	Baxi Auriga HP 20kW	Baxi Auriga HP 26kW	Baxi Auriga HP 33kW	Baxi Auriga HP 40kW	Baxi Auriga+ 20kW	Baxi Auriga+ 30kW
Rubber Shock Absorber 20/26 kW	7841692	●	●				
Rubber Shock Absorber 33/40 kW	7848648			●	●	●	●
Water Filter 1 1/4"	7841694	●	●			●	●
Water Filter 1 1/2"	7841695			●			
Water Filter 2"	7841696				●		
Antifreeze security valve 1 1/4"	7841697	●	●				
Antifreeze security valve 1 1/2"	7841698			●			
Antifreeze security valve 2"	7841699				●		
Refrigerant detector	7841700	●	●	●	●		
Refrigerant Detector (Auriga+)	7854446					●	●

Controls



For more technical information, please visit [baxi.co.uk/auriga](https://baxi.co.uk/auriga)







## HOT WATER STORAGE

Our water storage tanks have quick heat recovery times, so you're sure to find one that meets your needs, whether your project is a new specification or a building refurbishment.

Options include high grade Duplex stainless steel cylinders as well as glass lined steel cylinders and mild steel buffer vessels. With a selection of accessories and unvented systems kits, all are designed to the latest standards including KWA certification or meet G3 Building Regulations.

### HEATRAE SADIA CYLINDERS AND CALORIFIERS

MegaFlo Eco	15
MegaFlo Eco Slimline	18
MegaFlo Eco Plus	20
MegaFlo Eco Plus Flexistor	22
MegaFlo Commercial	24
MegaFlo Commercial Flexistor	26






All Megaflo hot water cylinders are made from high grade Duplex stainless steel.

## Indirect Unvented Cylinders

# Megaflo Eco

Better for you and the environment, our Megaflo Eco cylinders are the best choice for conserving energy while providing superior performance.



## HEATRAE SADIA



Improved re-heat time

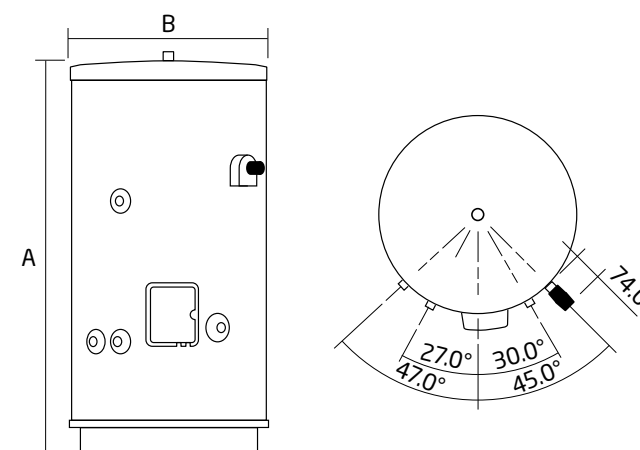


60mm injected foam insulation increases heat retention and efficiency



30 year warranty\*

Technical information	70i	125i	145i	170i 2	210i 2	250i 2	300i 2
Product code	95050461	95050463	95050465	7817127	7817128	7817129	7817130
Nominal capacity (litres)	70	125	145	170	210	250	300
Insulation thickness (mm)	60	60	60	60	60	60	60
Coil rating @ 15l/min at 80°C (kW)	19.8	19.5	20.9	20.1	18.4	19.5	19.7
Heat up times 15°C to 60°C @ 15l/min at 80°C (mins)	12.5	21.9	23.2	25.1	28	33.7	40.7
Standby heat loss (kWh/24h)	0.91	1.05	1.18	1.2	1.36	1.51	1.77
3kW immersion heaters	1	1	1	1	1	1	1
Water heating efficiency class	B	B	B	B	B	C	C
T&P valve settings	10 bar / 90°C	10 bar / 90°C	10 bar / 90°C	10 bar / 90°C	10 bar / 90°C	10 bar / 90°C	10 bar / 90°C
Operating pressure (unvented) (bar)	3	3	3	3	3	3	3
Height (A) (mm)	802	1,102	1,229	1,384	1,486	1,738	2,053
Diameter (B) (mm)	579	579	579	579	579	579	579
Weight - full (kg)	125	180	204	213	257	304	359
Weight - empty (kg)	25	31	35	43	47	54	59



\* 2 years' warranty as standard, with 30 years on the inner stainless steel tank. This includes components within the tank which are not designed to be removed. Visit [heatraesadia.com](http://heatraesadia.com) for full terms and conditions of warranties.

For more technical information, please visit [heatraesadia.com](http://heatraesadia.com)






Direct Unvented Cylinders

Megaflo Eco

Our direct heated Megaflo Eco cylinder, providing the same high levels of comfort and hot water performance as our Indirect models. The unique 'L' shaped immersion heater maximises the volume of hot water available.



HEATRAESADIA



Improved re-heat time

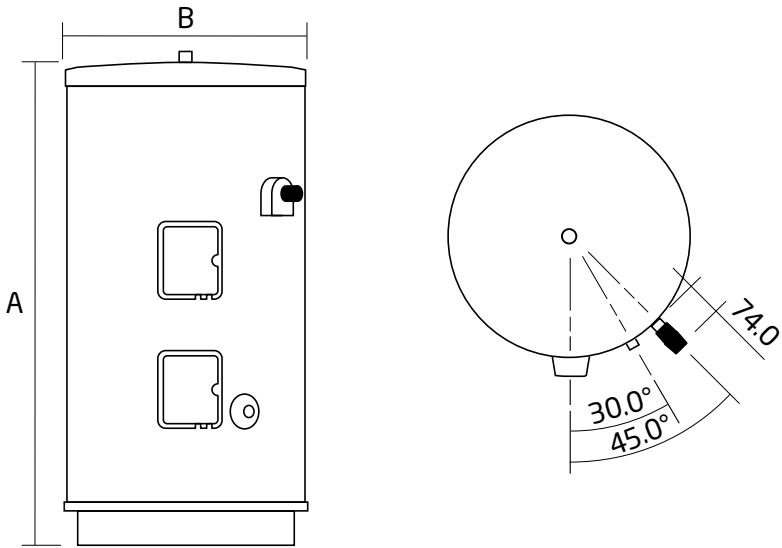


Long-life titanium electric heating elements



30 year warranty\*

Technical information	D70	DD125	DD145	DD170	DD210	D250	DD300
Product code	95050460	95050462	95050464	95050466	95050468	95050470	95050473
Nominal capacity (litres)	70	125	145	170	210	250	300
Insulation thickness (mm)	60	60	60	60	60	60	60
Standby heat loss (kWh/24h)	0.91	1.05	1.18	1.2	1.42	1.61	1.69
3kW immersion heaters	1	2	2	2	2	2	2
Heat up times 15°C to 60°C (mins)	92	62	79	88	90	98	93
Water Heating efficiency class	B	B	C	C	C	C	C
T&P valve settings	10 bar / 90°C	10 bar / 90°C	10 bar / 90°C	10 bar / 90°C	10 bar / 90°C	10 bar / 90°C	10 bar / 90°C
Operating pressure (unvented) (bar)	3	3	3	3	3	3	3
Height (A) (mm)	802	1,102	1,229	1,384	1,486	1,738	2,053
Diameter (B) (mm)	579	579	579	579	579	579	579
Weight - full (kg)	115	165	183	216	237	282	339
Weight - empty (kg)	23	25	31	34	38	46	56



\* 2 years' warranty as standard, with 30 years on the inner stainless steel tank. This includes components within the tank which are not designed to be removed. Visit [heatraesadia.com](https://heatraesadia.com) for full terms and conditions of warranties.

For more technical information, please visit [heatraesadia.com](https://heatraesadia.com)

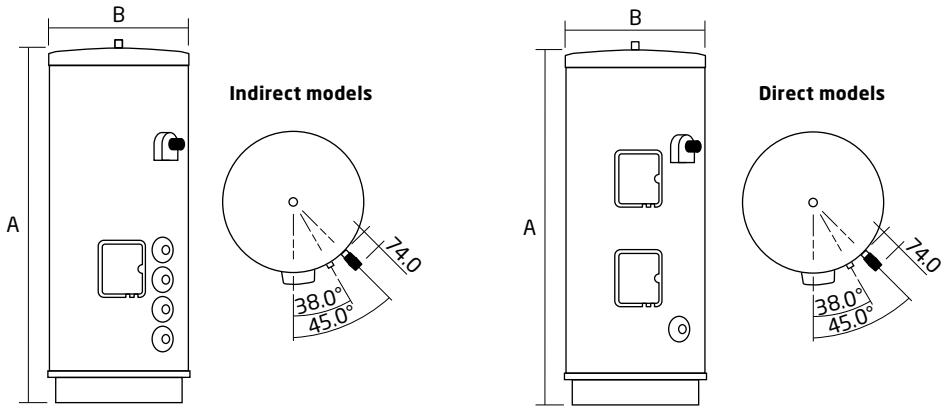


Indirect and Direct Unvented Cylinders

Megaflo Eco Slimline

The same outstanding benefits, features and components as the Megaflo Eco, just with a smaller footprint. Megaflo Eco Slimline is a slimline cylinder on the market with internal expansion.

HEATRAESADIA



Space-saving, slimline design  
for ease of installation



High corrosion  
resistance



30 year  
warranty\*

Technical information	125i	150i	170i	200i	DD210
Product code	7034087	7034088	7034089	7034090	7034091
Performance					
Nominal capacity (litres)	100	125	150	170	200
Insulation thickness	50	50	50	50	50
Standby heat loss (kWh/24h)	1.13	1.38	1.46	1.72	1.88
Coil rating @ 15l/min at 80°C (kW)	16.9	16.9	16.9	16.9	16.9
Heat up times 15°C to 60°C @ 15l/min at 80°C (mins)	19	26	27	31	35
3kW immersion heaters	1	1	1	1	1
Water heating efficiency class	B	C	C	C	C
T&P valve settings	10 bar / 90°C	10 bar / 90°C	10 bar / 90°C	10 bar / 90°C	10 bar / 90°C
Operating pressure (unvented) (bar)	3	3	3	3	3
General					
Height (A) (mm)	1,194	1,440	1,622	1,883	2,079
Diameter (B) (mm)	491	491	491	491	491
Weight - full (kg)	131	162	186	219	243
Weight - empty (kg)	31	36	40	45	48

Technical information	100D	125D	150D	170D	200D
Product code	7034082	7034083	7034084	7034085	7034086
Performance					
Nominal capacity (litres)	100	125	150	170	200
Insulation thickness (mm)	50	50	50	50	50
Standby heat loss (kWh/24h)	1.13	1.38	1.46	1.72	1.88
3kW immersion heaters	1	2	2	2	2
Heat up times 15°C to 60°C (mins)	109	63	75	85	109
Water heating efficiency class	B	C	C	C	C
T&P valve settings	10 bar / 90°C	10 bar / 90°C	10 bar / 90°C	10 bar / 90°C	10 bar / 90°C
Operating pressure (unvented) (bar)	3	3	3	3	3
General					
Height (A) (mm)	1,194	1,440	1,622	1,883	2,079
Diameter (B) (mm)	491	491	491	491	491
Weight - full (kg)	131	162	186	219	243
Weight - empty (kg)	31	36	40	45	48

\* 2 years' warranty as standard, with 30 years on the inner stainless steel tank. This includes components within the tank which are not designed to be removed. Visit [heatraesadia.com](https://heatraesadia.com) for full terms and conditions of warranties.

For more technical information, please visit [heatraesadia.com](https://heatraesadia.com)





Indirect and Direct Unvented Cylinders

# Megaflo Eco Plus

This range of high performance cylinders have a 3.5 bar operating pressure, promising a truly outstanding water delivery, higher flow rates and faster recovery times than Megaflo Eco.

HEATRAE SADIA



Highly-insulated for minimal heat loss and better efficiency



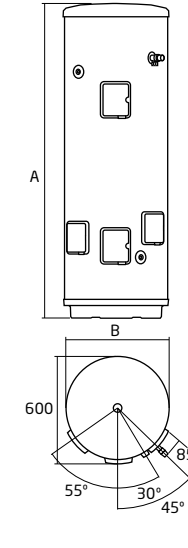
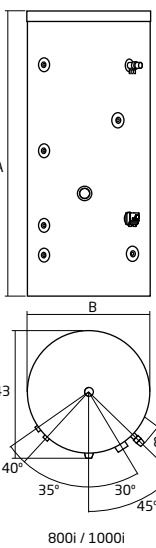
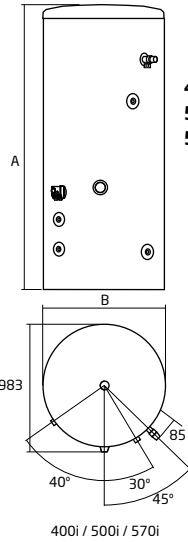
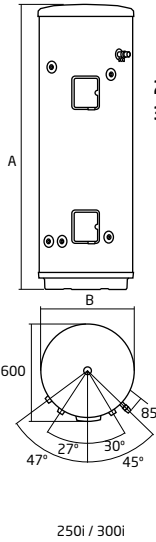
High flow rates of up to 176 litres per minute



30 year warranty\*

Technical information	250i	300i	400i	500i	570i	800i	1000i
Product code	95050710	95050711	95050712	95050713	95050714	95050721	95050722
Performance							
Nominal capacity (litres)	250	300	400	500	570	800	1000
Standby heat loss (kWh/24h)	1.67	1.89	1.72	2.14	2.44	2.74	3.33
Coil rating @ 60l/min at 80°C (kW)	42.2	42	56.9	54.3	53.6	58.7	64.8
Heat up times 15°C to 60°C @ 60l/min at 80°C (mins)	18.6	23.4	21	28	30	33	40
3kW immersion heaters	1	1	1	1	1	1	1
Water heating efficiency class	C	C	B	C	C	C	C
T&P valve settings	10 bar / 90°C	10 bar / 90°C	10 bar / 90°C	10 bar / 90°C	10 bar / 90°C	10 bar / 90°C	10 bar / 90°C
Operating pressure (unvented) (bar)	3	3	3	3	3	3	3
General							
Height (A) (mm)	1,737	2,052	1,502	1,802	1,977	1,914	2,327
Diameter (B) (mm)	579	579	861	861	861	1,019	1,019
Weight - full (kg)	309	366	495	610	685	1,011	1,219
Weight - empty (kg)	59	66	95	110	115	211	219

Technical information	DDDD250	DDDD300
Product code	95050700	95050701
Performance		
Nominal capacity (litres)	250	300
Standby heat loss (kWh/24h)	1.67	1.89
3kW immersion heaters	4	4
Heat up times 15°C to 60°C (mins)	65.6	78.7
Water heating efficiency class	C	C
T&P valve settings	10 bar / 90°C	10 bar / 90°C
Operating pressure (unvented) (bar)	3	3
General		
Height (A) (mm)	1,737	2,052
Diameter (B) (mm)	579	579
Weight - full (kg)	300	357
Weight - empty (kg)	50	57



\* 2 years' warranty as standard, with 30 years on the inner stainless steel tank. This includes components within the tank which are not designed to be removed. Visit [heatraesadia.com](https://heatraesadia.com) for full terms and conditions of warranties.

For more technical information, please visit [heatraesadia.com](https://heatraesadia.com)



Unvented Cylinders

Megaflo Eco Plus Flexistor

With a 3.5 bar operating pressure, these calorifiers can be used in a whole host of applications including installations requiring buffer vessels. Fitted with flow and return connections to facilitate various heat sources, such as a heat pump via a plate-to-plate heat exchanger.

HEATRAESADIA



Perfect for large residential and commercial applications



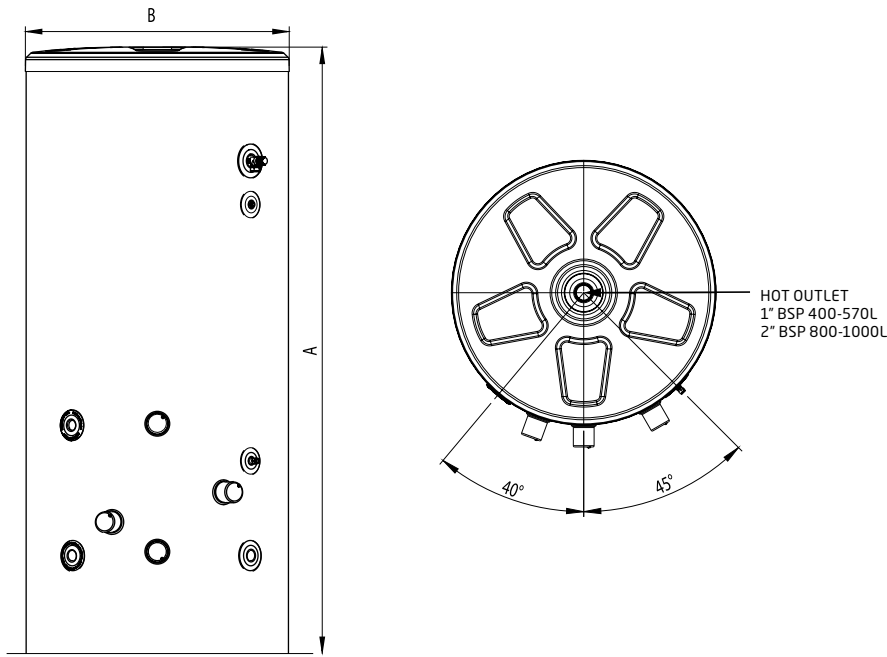
High flow rates of up to 140 litres per minute



30 year warranty\*

Technical information	400	500	570	800	1000
Product code	7038361	7038362	7038363	7038364	7038365
Performance					
Nominal capacity (litres)	400	500	570	800	1,000
Standby heat loss (kWh/24h)	1.72	2.14	2.44	2.74	3.33
Max immersion heaters (kW)	12	12	12	24	24
Heat up times @ max kW (mins)	105	131	150	95	117
Water heating efficiency class	B	C	C	C	C
T&P valve settings	10 bar / 90°C	10 bar / 90°C	10 bar / 90°C	10 bar / 90°C	10 bar / 90°C
Operating pressure (unvented) (bar)	3	3	3	3	3
General					
Height (A) (mm)	1,533	1,817	2,012	1,502	1,897
Diameter (B) (mm)	872	872	872	1,024	1,024
Weight - full (kg)	481	588	662	955	1,215
Weight - empty (kg)	81	88	92	155	215

Accessories	Product code
Unvented kit 400 - 570L (w/ 35L expansion vessel)	7038492
Unvented kit 800 - 1000L (w/ 60L expansion vessel)	7038493
De-stratification loop kit	95970140
3kW immersion heater	7038490
6kW immersion heater	7038491



\* 2 years' warranty as standard, with 30 years on the inner stainless steel tank. This includes components within the tank which are not designed to be removed. Visit [heatraesadia.com](https://heatraesadia.com) for full terms and conditions of warranties.

For more technical information, please visit [heatraesadia.com](https://heatraesadia.com)





Unvented Calorifiers

Megaflo Commercial

Megaflo Commercial calorifiers offer higher flow rates and faster recovery times than Megaflo Eco Plus. Available in indirect models and in a choice of sizes up to 2,500 litres, with options for 6 or 10 bar operating pressure.



HEATRAESADIA



Industry-leading heat recovery times of less than sixty minutes



Marine grade duplex stainless steel construction



30 year warranty\*

6 BAR

Technical information	400i	500i	800i	1000i	1250i	1450i	2000i	2500i
Product code	95050540	95050541	95050542	95050543	95050544	95050545	95050547	95050549
Performance								
Nominal capacity (litres)	400	500	800	1,000	1,250	1,450	2,000	2,500
Standby heat loss (kWh/24h)	1.79	1.96	2.17	2.42	2.43	2.65	3.14	3.36
Coil rating @ 60l/min at 80°C (kW)	56.56	54.33	68.46	65.7	998	92.4	106.6	114.36
Heat up times 15°C to 60°C @ 60l/min at 80°C (mins)	24	33	38	52	43	53	62	74
Water heating efficiency class	B	C	C	C	C	C	C	n/a
T&P valve settings	10 bar / 90°C	10 bar / 90°C	10 bar / 90°C	10 bar / 90°C	10 bar / 90°C	10 bar / 90°C	10 bar / 90°C	10 bar / 90°C
Operating pressure (unvented) (bar)	3	3	3	3	3	3	3	3
General								
Height (mm)	1,534	1,804	1,906	2,301	1,936	2,253	2,014	2,419
Diameter (mm)	872	872	1,024	1,024	1,224	1,224	1,470	1,470
Weight - full (kg)	505	610	964	1,188	1,569	1,872	2,445	2,950
Weight - empty (kg)	105	110	164	188	319	322	445	450

10 BAR

Technical information	400i	500i	800i	1000i	1250i	1450i	2000i	2500i
Product code	95050570	95050571	95050572	95050573	95050574	95050575	95050577	95050579
Performance								
Nominal capacity (litres)	400	500	800	1,000	1,250	1,450	2,000	2,500
Standby heat loss (kWh/24h)	1.79	1.96	2.17	2.42	2.43	2.65	3.14	3.36
Coil rating @ 60l/min at 80°C (kW)	56.56	54.33	68.46	65.7	998	92.4	106.6	114.36
Heat up times 15°C to 60°C @ 60l/min at 80°C (mins)	24	33	38	52	43	53	62	74
Water heating efficiency class	B	C	C	C	C	C	C	n/a
T&P valve settings	10 bar / 90°C	10 bar / 90°C	10 bar / 90°C	10 bar / 90°C	10 bar / 90°C	10 bar / 90°C	10 bar / 90°C	10 bar / 90°C
Operating pressure (unvented) (bar)	3	3	3	3	3	3	3	3
General								
Height (mm)	1,534	1,804	1,906	2,301	1,936	2,253	2,014	2,419
Diameter (mm)	872	872	1,024	1,024	1,224	1,224	1,470	1,470
Weight - full (kg)	505	610	964	1,188	1,569	1,872	2,445	2,950
Weight - empty (kg)	105	110	164	188	319	322	445	450

\* 2 years' warranty as standard, with 30 years on the inner stainless steel tank. This includes components within the tank which are not designed to be removed. Visit [heatraesadia.com](https://heatraesadia.com) for full terms and conditions of warranties.


For more technical information, please visit [heatraesadia.com](https://heatraesadia.com)



Unvented Calorifiers

Megaflo Commercial Flexistor

Designed to optimise installation flexibility, these calorifiers can be used as electrically heated cylinders with a wide variety of immersions to suit required application including buffer type installations. Available in a choice of sizes up to 2,500 litres, with options for 6 or 10 bar operating pressure.



HEATRAESADIA



High performance  
heat recovery



100mm injected foam  
insulation increases heat  
retention and efficiency



30 year  
warranty\*

6 BAR

Technical information	400	500	800	1000	1250	1450	2000	2500
Product code	7038353	7038354	7038355	7038356	7038357	7038358	7038359	7038360
Performance								
Nominal capacity (litres)	400	500	800	1,000	1,250	1,450	2,000	2,500
Standby heat loss (kWh/24h)	1.79	1.96	2.17	2.42	2.43	2.65	3.14	3.36
Max immersion upper (kW)	30	45	45	45	54	54	54	54
Max immersion lower (kW)	9	12	18	36	30	36	36	36
Heat up times @ max kW (mins)	32	28	40	39	47	51	70	87
Water heating efficiency class	B	C	C	C	C	C	C	n/a
T&P valve settings	10 bar / 90°C	10 bar / 90°C	10 bar / 90°C	10 bar / 90°C	10 bar / 90°C	10 bar / 90°C	10 bar / 90°C	10 bar / 90°C
Operating pressure (unvented) (bar)	3	3	3	3	3	3	3	3
General								
Height (mm)	1,534	1,804	1,906	2,301	1,936	2,253	2,014	2,419
Diameter (mm)	872	872	1,024	1,024	1,224	1,224	1,470	1,470
Weight - full (kg)	499	600	960	1,180	1,547	1,754	2,415	2,921
Weight - empty (kg)	99	100	160	180	297	304	415	421

10 BAR

Technical information	400	500	800	1000	1250	1450	2000	2500
Product code	7038513	7038514	7038515	7038516	7038517	7038518	7038519	7038520
Performance								
Nominal capacity (litres)	400	500	800	1,000	1,250	1,450	2,000	2,500
Standby heat loss (kWh/24h)	1.79	1.96	2.17	2.42	2.43	2.65	3.14	3.36
Max immersion lower (kW)	30	45	45	45	54	54	54	54
Max immersion upper (kW)	9	12	18	36	30	36	36	36
Heat up times @ max kW (mins)	32	28	40	39	47	51	70	87
Water heating efficiency class	B	C	C	C	C	C	C	n/a
T&P valve settings	10 bar / 90°C	10 bar / 90°C	10 bar / 90°C	10 bar / 90°C	10 bar / 90°C	10 bar / 90°C	10 bar / 90°C	10 bar / 90°C
Operating pressure (unvented) (bar)	3	3	3	3	3	3	3	3
General								
Height (mm)	1,534	1,804	1,906	2,301	1,936	2,253	2,014	2,419
Diameter (mm)	872	872	1,024	1,024	1,224	1,224	1,470	1,470
Weight - full (kg)	499	600	960	1,180	1,547	1,754	2,415	2,921
Weight - empty (kg)	99	100	160	180	297	304	415	421

Accessories	Product code	Accessories	Product code
Unvented kit 400 - 500L	7038504	6kW immersion heater	95970155
Unvented kit 800L	7038505	9kW immersion heater	95970156
Unvented kit 1000L	7038506	12kW immersion heater	95970144
Unvented kit 1250L	7038507	18kW immersion heater	95970145
Unvented kit 1450L	7038508	24kW immersion heater	95970146
Unvented kit 2,000 - 2,500L	7038509	30kW immersion heater	95970147
		36kW immersion heater	95970148
		45kW immersion heater	95970149
		54kW immersion heater	95970150

\* 2 years' warranty as standard, with 30 years on the inner stainless steel tank. This includes components within the tank which are not designed to be removed. Visit [heatraesadia.com](https://heatraesadia.com) for full terms and conditions of warranties.

For more technical information, please visit [heatraesadia.com](https://heatraesadia.com)







# ELECTRIC HEATING AND HOT WATER

Our range of electric heating and hot water products is one of the widest and most comprehensive available in the UK and Ireland today, and we are proud of the service we provide to our customers.

It doesn't matter how complex your requirements, our unrivalled knowledge and expertise will help you find practical and cost-effective solutions for your project from concept to completion and aftersales service.

Our systems provide the alternative solutions to gas, and include:

- Instantaneous water heating solutions designed for point-of-use applications in commercial environments for showers or handwash facilities
- High performance Megaflo commercial cylinders for continuous or high demand of hot water such as in hotels, leisure centres and office blocks.

HEATRAE SADIA ELECTRIC HEATING AND HOT WATER	
FBM Eco	31
Streamline	32
Express	33
R Plus	34
Multipoint	35
Multipoint Eco	36
Multipoint Instantaneous	37
Hotflo	38
Supreme	40
Multipoint and Hotflo accessories	42
Immersion heaters and thermostats	44
Vented tap packages	46





Electric Vented Storage

FBM Eco

The new FBM Eco\* is a self-contained, vented hot water solution for commercial or large domestic uses with multiple outlets, available in four sizes. This unit has no requirement for special taps and can be added to a standard system, meaning full compliance.



HEATRAESADIA



Digital controls for improved usability

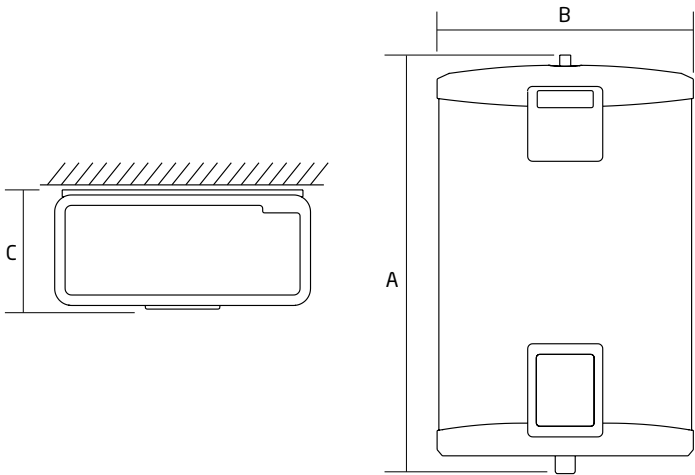


Easy to install and maintain



5 year inner container warranty\*\*

Technical information	FBM Eco 25	FBM Eco 45	FBM Eco 70	FBM Eco 120
Product code	95040500	95040501	95040502	95040503
General				
Capacity (litres)	25	45	70	120
Height (A) (mm)	830	882	1,221	1,021
Width (B) (mm)	510	609	609	660
Depth (C) (mm)	235	276	276	429
Weight empty (kg)	15	20	35	40
Weight full (kg)	40	65	105	160
ErP rating	B	C	C	C
Immersion heater (kW)	3	3	3	3
Heat up time (mins)	30	50	80	135
Standing heat loss (kWh/24h)	0.56	0.84	1.12	1.27



\* Unit requires a minimum height above the highest outlet tap of 1,200mm from the bottom of the heater.  
\*\* As per terms and conditions please visit [www.heatraesadia.com/trade/product-warranty](http://www.heatraesadia.com/trade/product-warranty)

For more technical information, please visit [heatraesadia.com](http://heatraesadia.com)





Electric Vented Storage

Streamline

An open-outlet point of use product, Streamline is available as a complete undersink or oversink unit. The undersink unit is to be used in conjunction with Heatrae Sadia open vented taps.



HEATRAESADIA



Lightweight and compact design



Wall mounted design



2 year warranty\*

Technical information	Streamline undersink 7/3	Streamline undersink 7/3	Streamline undersink 10/1	Streamline undersink 10/3	Streamline oversink 7/1	Streamline oversink 7/3	Streamline oversink 10/1	Streamline oversink 10/3
Product code	95010280	95010282	95010284	95010286	95010281	95010283	95010285	95010287
Performance								
Capacity (litres)	7	7	10	10	7	7	10	10
Height (A) (mm)	477	477	477	477	500	500	500	500
Width (B) (mm)	289	289	289	289	290	290	290	290
Depth (C) (mm)	178	178	278	278	178	178	278	278
Weight empty (kg)	3.4	3.4	3.8	3.8	3.6	3.6	4	4
Weight full (kg)	10.4	10.4	13.8	13.8	10.6	10.6	14	14
ErP rating	B	B	B	B	B	B	B	B
Immersion heater (kW)	1	1	3	3	1	1	3	3
Heat up time 50°C Δt (mins)	25	9	35	12	25	9	35	12
Standing heat loss (kWh/24h)	0.5	0.5	0.6	0.6	0.5	0.5	0.6	0.6
Operating pressure	0	0	0	0	0	0	0	0

\* As per terms and conditions please visit [www.heatraesadia.com/trade/product-warranty](http://www.heatraesadia.com/trade/product-warranty)

For more technical information, please visit [heatraesadia.com](http://heatraesadia.com)



Electric Vented Storage

Express

A robust steel-cased unit, suitable for oversink or undersink use in commercial or industrial situations such as canteens and workshops. Available in two capacities, with a choice of kW rating on the 7 litre model.



HEATRAESADIA



Installer friendly installation



Safety cut out



2 year warranty\*

Technical information	Express 7/1	Express 7/3	Express 15
Product code	95010160	95010161	95010162
General			
Capacity (litres)	7	7	15
Height (A) (mm)	499	499	748
Width (B) (mm)	263	263	263
Depth (C) (mm)	250	250	250
Weight empty (kg)	3	3	4
Weight full (kg)	10	10	19
ErP rating	A	A	B
Immersion heater (kW)	1	3	3
Heat up time 50°C Δt (mins)	20	8	17
Rated pressure (bar)	0	0	0

\* As per terms and conditions please visit [www.heatraesadia.com/trade/product-warranty](http://www.heatraesadia.com/trade/product-warranty)

For more technical information, please visit [heatraesadia.com](http://heatraesadia.com)



Electric Vented Storage

R Plus

Designed to modernise the traditional cistern fed units without compromising space and ease of use, the R Plus\* is designed for high demand domestic or commercial use.



HEATRAESADIA



Available in 25, 45, 70 and 120 litre variants

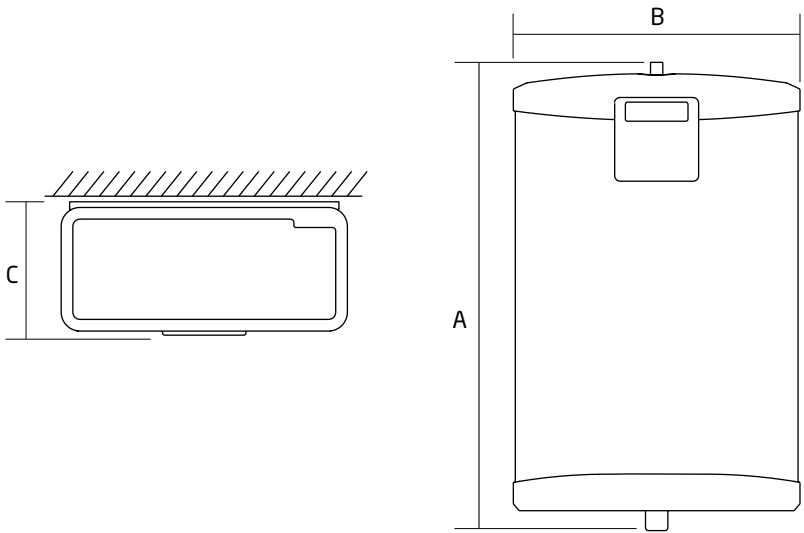


Fully ErP compliant



2 year warranty\*\*

Technical information	R 25 Plus	R 45 Plus	R 70 Plus	R 120 Plus
Product code	94040010	94040011	94040012	94040013
General				
Capacity (litres)	25	45	70	120
Height (A) (mm)	830	882	1,221	1,021
Width (B) (mm)	510	609	609	660
Depth (C) (mm)	235	276	276	429
Weight empty (kg)	15	20	35	40
Weight full (kg)	40	65	105	160
ErP rating	B	C	C	C
Immersion heater (kW)	3	3	3	3
Heat up time (mins)	30	50	80	135
Standing heat loss (kWh/24h)	0.56	0.84	1.12	1.27



\* Unit requires a minimum height above the highest outlet tap of 1,200mm from the bottom of the heater.  
\*\* As per terms and conditions please visit [www.heatraesadia.com/trade/product-warranty](http://www.heatraesadia.com/trade/product-warranty)



For more technical information, please visit [heatraesadia.com](http://heatraesadia.com)

Electric Unvented Storage

Multipoint 10/15

Multipoint is a leading range of small unvented water heaters. This 3kW range is quick and easy to install, and is supplied with a factory-fitted temperature and pressure relief valve designed to serve multiple outlets at the same time.



HEATRAESADIA



Distributes to multiple outlets

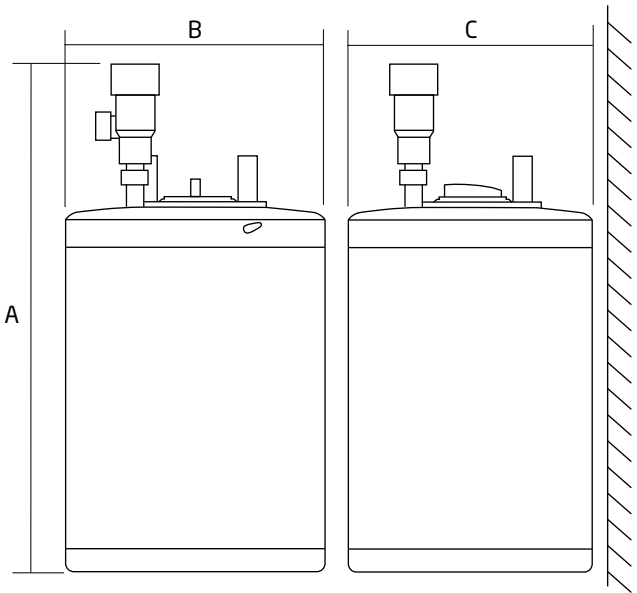


Innovative cistern-free design



5 year inner container warranty\*\*

Technical information	Multipoint 10	Multipoint 15
Product code	95050143	95050144
General		
Capacity (litres)	10	15
Height (A) (mm)	572	728
Width (B) (mm)	267	267
Depth (C) (mm)	252	252
Weight empty (kg)	6.9	8.8
Weight full (kg)	16.9	23.8
ErP rating	A	A
Immersion heater (kW)	3	3
Heat up time 50°C Δt (mins)	11	16
Standing heat loss (kWh/24h)	0.55	0.7
Rated pressure (bar)	6	6



\*\* As per terms and conditions please visit [www.heatraesadia.com/trade/product-warranty](http://www.heatraesadia.com/trade/product-warranty)




For more technical information, please visit [heatraesadia.com](http://heatraesadia.com)



Electric Unvented Storage

Multipoint Eco 30/50/80/100

All Multipoint Eco 3kW water heaters are supplied complete with an unvented kit. Manufactured from high grade Duplex stainless steel. Available in both vertical and horizontal orientation depending on application.



HEATRAESADIA



Available from  
30-100 litres

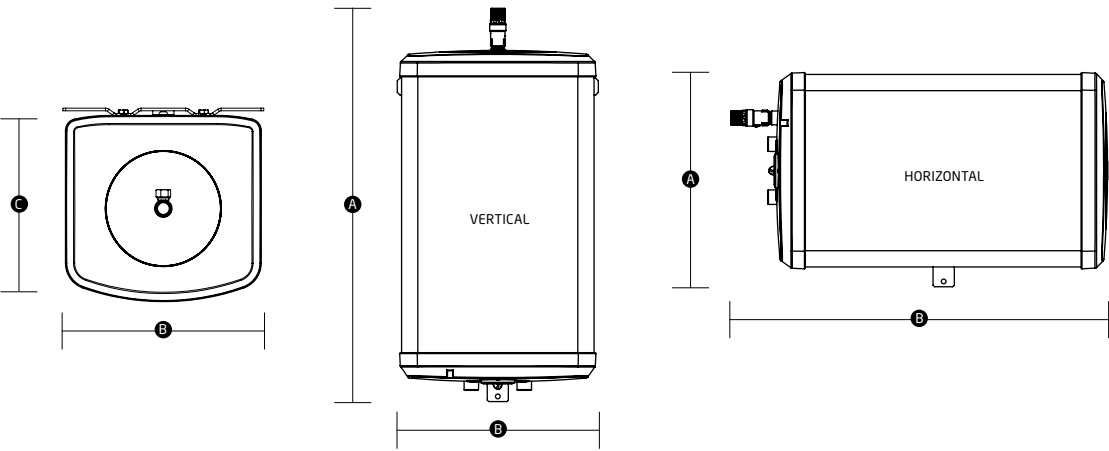


15 year inner  
container warranty\*



2 year warranty\*

Technical information	Multipoint Eco 30H	Multipoint Eco 30V	Multipoint Eco 50H	Multipoint Eco 50V	Multipoint Eco 80H	Multipoint Eco 80V	Multipoint Eco 100H	Multipoint Eco 100V
Product code	7693971	7693979	7693980	7693981	7693982	7693983	7694024	7694025
<b>Performance</b>								
Capacity (litres)	30	30	50	50	80	80	100	100
Height (A) (mm)	371	722	371	1,007	454	1,066	454	1,234
Width (B) (mm)	712	371	997	371	1,038	454	1,207	454
Depth (C) (mm)	357	357	357	357	456	456	456	456
Weight empty (kg)	14	14	21	21	26	26	30	30
Weight full (kg)	44	44	71	71	106	106	130	130
ErP rating	A	A	B	B	B	B	B	B
Immersion heater (kW)	3	3	3	3	3	3	3	3
Heat up time 50°C Δt (mins)	29	37	51	65	74	115	140	162
Standing heat loss (kWh/24h)	0.68	0.48	0.9	0.69	1.13	0.82	1.17	0.93
Max operating pressure (bar)	10	10	10	10	10	10	10	10



\* 2 years' warranty as standard, with 15 years on the inner stainless steel tank. This includes components within the tank which are not designed to be removed. Visit [heatraesadia.com](http://heatraesadia.com) for full terms and conditions of warranties.




For more technical information, please visit [heatraesadia.com](http://heatraesadia.com)

Electric Unvented Storage

Multipoint Instantaneous

Multipoint Instantaneous is a compact instantaneous water heater. It can supply a shower outlet and/or spray tap, provided only one outlet is used at a time. Perfect for supplying hot water to a remote area, such as a garage or cloakroom.



HEATRAESADIA



Perfect for  
garages,  
cloakrooms and  
remote areas

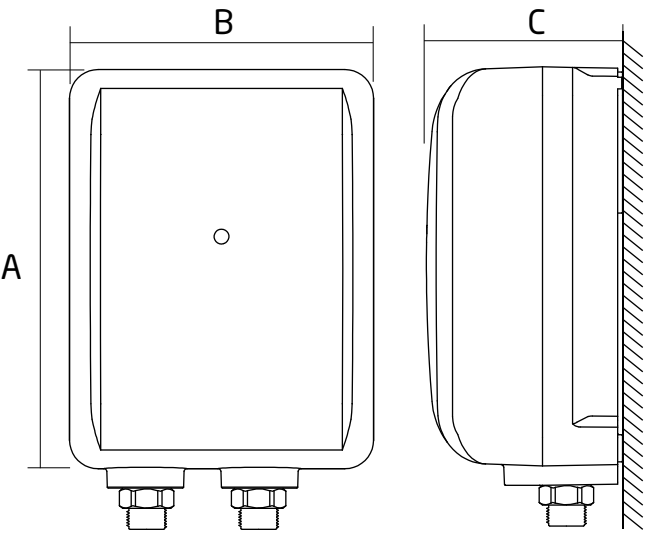


High temperature  
cut-out for  
safety



2 year  
warranty\*

Technical information	Multipoint Instantaneous 7kW	Multipoint Instantaneous 9kW
Product code	95050424	95050425
<b>General</b>		
Output (kW)	7	9
Height (A) (mm)	210	210
Width (B) (mm)	160	160
Depth (C) (mm)	104	104
Weight (kg)	6.9	8.8
ErP rating	A	A
Flow rate @ 40Δt (l/min)	2.5	3.2



\* As per terms and conditions please visit [www.heatraesadia.com/trade/product-warranty](http://www.heatraesadia.com/trade/product-warranty)



For more technical information, please visit [heatraesadia.com](http://heatraesadia.com)

Electric Unvented Storage

Hotflo 10/15

Hotflo can service up to three basins and has a copper inner container, requiring no anode, to achieve optimum durability. A temperature and pressure relief valve or thermostatic blending valves (if required), can be ordered separately.



HEATRAESADIA



Corrosion-resistant components

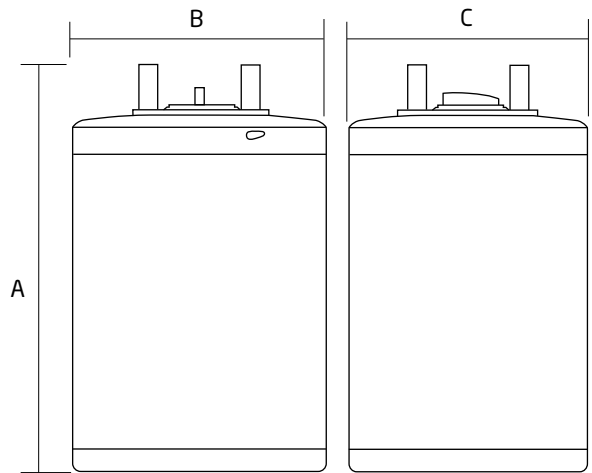


Externally adjustable thermostat



2 year warranty\*

Technical information	Hotflo 10	Hotflo 15
Product code	95050148	95050149
General		
Capacity (litres)	10	15
Height (A) (mm)	500	656
Width (B) (mm)	267	267
Depth (C) (mm)	252	252
Weight empty (kg)	6.5	8.4
Weight full (kg)	16.5	23.4
ErP rating	B	B
Immersion heater (kW)	2.2	2.2
Heat up time 50°C Δt (mins)	17	26
Standing heat loss (kWh/24h)	0.54	0.63
Rated pressure (bar)	6	6



\* As per terms and conditions please visit [www.heatraesadia.com/trade/product-warranty](http://www.heatraesadia.com/trade/product-warranty)

Refer to page 46 for unvented kit and accessories.

For more technical information, please visit [heatraesadia.com](http://heatraesadia.com)



Electric Unvented Storage

Hotflo 50/80/100

Hotflo 50, 80 and 100 litre water heaters are supplied complete with all unvented kit. Manufactured from high grade Duplex stainless steel. Available in both vertical and horizontal orientation depending on application.



HEATRAESADIA



Horizontal and vertical options

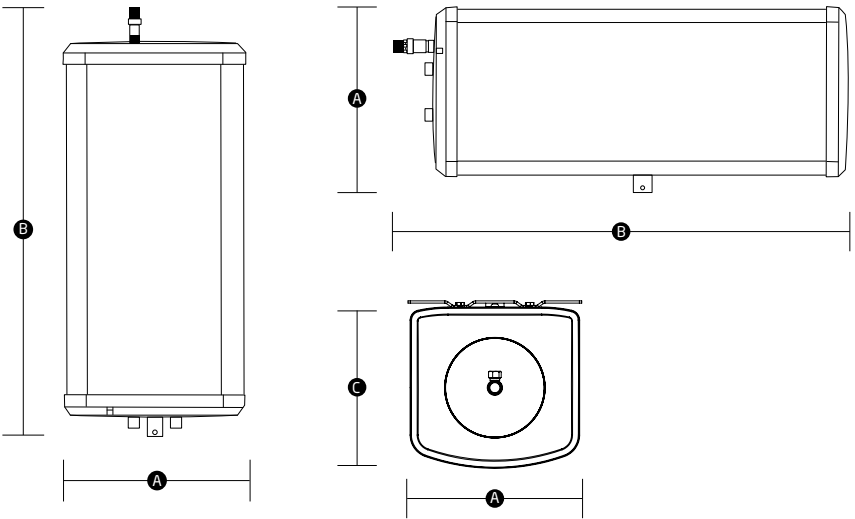


High-grade duplex stainless steel



2 year warranty\*

Technical information	Hotflo 50H	Hotflo 80H	Hotflo 100H	Hotflo 50V	Hotflo 80V	Hotflo 100V
Product code	7037030	7037032	7037034	7700739	7700780	7700781
General						
Capacity (litres)	50	80	100	50	80	100
Height (A) (mm)	371	454	454	1,007	1,066	1,234
Width (B) (mm)	997	1038	1207	371	454	454
Depth (C) (mm)	350	454	454	350	454	454
Weight empty (kg)	21.2	26.2	30.2	21.2	26.2	30.2
Weight full (kg)	71.2	106.2	130.2	71.2	106.2	130.2
ErP rating	C	C	C	C	C	C
Immersion heater (kW)	3	3	3	3	3	3
Heat up time 50°C Δt (mins)	65	115	125	65	115	125
Standing heat loss (kWh/24h)	0.9	1.13	1.17	0.69	0.82	0.93
Max operating pressure (bar)	10	10	10	10	10	10



\* As per terms and conditions please visit [www.heatraesadia.com/trade/product-warranty](http://www.heatraesadia.com/trade/product-warranty)

For more technical information, please visit [heatraesadia.com](http://heatraesadia.com)





Wall Mounted Boiling Water

Supreme

Our Supreme range of premium quality wall mounted boiling water units, available in a choice of eleven capacities, delivering from 150 cups up to 560 cups of hot water are a practical and scalable solution to provide a mains-fed supply at the point-of-use.

HEATRAESADIA



Biomaster  
protected

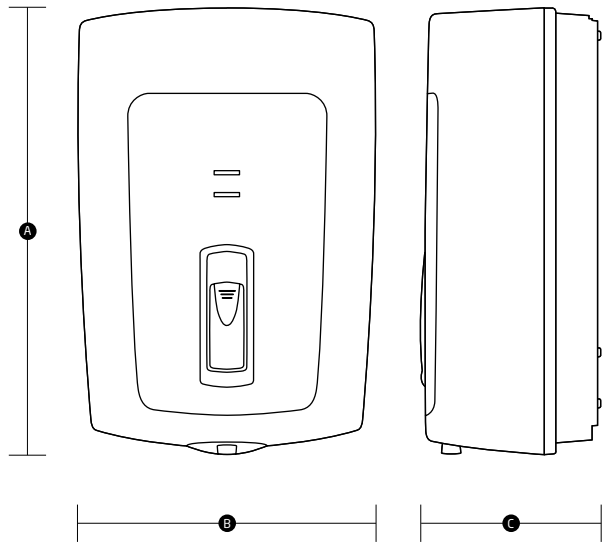


Made in  
the UK



2 year parts  
and labour  
warranty\*

Technical information	Supreme 150	Supreme 165	Supreme 180
Product code	95200252	95200253	95200254
General			
Capacity (litres)	2.5	5	7.5
Height (A) (mm)	445	510	510
Width (B) (mm)	290	335	335
Depth (C) (mm)	190	200	262
Weight empty (kg)	5.6	6.9	7.9
Weight full (kg)	8.4	11.8	15.4
Immersion heater (kW)	2.5	2.5	2.5
Heat up time (mins)	16	24	32
One hour recovery (cups)**	150	165	180
Minimum supply pressure (bar)	0.5	0.5	0.5
Maximum supply pressure (bar)	10	10	10



Technical information	Supreme 150SS	Supreme 165SS	Supreme 180SS
Product code	95200240	95200241	95200242
General			
Capacity (litres)	2.5	5	7.5
Height (A) (mm)	423	501	506
Width (B) (mm)	337	337	337
Depth (C) (mm)	203	203	262
Weight empty (kg)	6.4	7.3	8.3
Weight full (kg)	12	16	21
Immersion heater (kW)	2.5	2.5	2.5
Heat up time (mins)	16	24	32
One hour recovery (cups)**	150	165	180
Minimum supply pressure (bar)	0.5	0.5	0.5
Maximum supply pressure (bar)	10	10	10

\* As per terms and conditions please visit [www.heatraesadia.com/trade/product-warranty](http://www.heatraesadia.com/trade/product-warranty)  
\*\* 167ml cups.

For more technical information, please visit [heatraesadia.com](http://heatraesadia.com)



# Multipoint and Hotflo accessories

When installing small unvented water heaters, it is essential that the correct accessory packs are used. If the expansion in the cold main is restricted – e.g. by a stop valve, check valve or water meter – an accessory pack which includes an expansion vessel must be fitted. A knowledge of the maximum incoming water pressure is an essential requirement prior to installation – speak to your local Water Authority for more details.

## HEATRAESADIA



### Pack U1 - Combined Pressure Reducing Valve and Strainer

- Pressure reducing valve limits pressure to 3.5 bar (50 psi)
- Strainer filters coarse impurities from the water supply
- Connection ½" BSP female

Item	Product code
Pack U1	95:970:352

Pack U1 must be used with Pack U2 for Multipoint and Pack U5 for Hotflo.



### Pack U3 - TMV2

- Connection 15mm compression
- Allows water to be safely stored above 60°C
- Precisely controls outlet water temperature (range from 35°C to 60°C)
- Lockable control knob and Fail-safe shutdown
- Incorporates check valves to prevent cross-contamination
- Operating pressure from 0.2 to 6 bar

Item	Product code
Pack U3	95:970:354



### Pack U7 - TMV3

- Connection 15mm compression
- Approved under the TMV3 scheme to the D08 specification
- Allows water to be safely stored above 60°C
- Precisely controls outlet water temperature (range from 38°C to 46°C)
- Fail-safe shutdown and a unique adjuster key to prevent unauthorised temperature adjustment
- Incorporates check valves to prevent cross-contamination
- Operating pressure from 0.2 to 5 bar

Item	Product code
Pack U7	95:970:360

## Thermostatic blending valves

These allow water to be stored at high temperatures and blended with cold water to a pre-set outlet temperature. This provides over-temperature protection, and is perfect for the control of Legionellae and the extension of system capacities.

### Hotflo 10 & 15 accessories only:



### Pack U5 - Expansion Vessel and Check Valve

- The expansion vessel when fully charged, will absorb all expanded water produced during normal operation
- Connection ½" BSP male; pre-charged 4.1 bar
- The check valve prevents backflow of hot water and eliminates any possibility of cross-contamination between cold and hot water
- Connections 15mm compression

Item	Product code
Pack U5	95:970:356



### Pack U6 - Temperature and Pressure Release Valve

- The temperature and pressure relief valve is recommended to give an additional level of safety to Hotflo. It is pre-set to open at 7 bar (101.5 psi) and 90°C. Pack U6 is the only temperature and pressure relief valve recommended for use with Hotflo unvented heaters
- Connections Inlet and outlet 15mm compression drain ½" BSP female

Item	Product code
Pack U6	95:970:359

### Multipoint 10 and 15 accessories only:



### Pack U2 - Expansion Vessel and Check Valve

- The expansion vessel when fully charged, will absorb all expanded water produced during normal operation
- Connection ½" BSP male; pre-charged 4.1 bar
- The check valve prevents backflow of hot water eliminating any cross-contamination between cold and hot water
- Connection 15mm compression
- The expansion valve opens at 6 bar (87 psi). It acts as a back-up to the expansion vessel
- Connection Inlet ½" BSP male, drain ½" BSP female

Item	Product code
Pack U2	95:970:351

For more technical information, please visit [heatraesadia.com](https://heatraesadia.com)





# Immersion heaters and thermostats

Our high-quality immersion heaters and thermostats have been designed with a resettable safety cut-out, providing further protection against boiling to steam, and cover requirements for both horizontal and vertical mounting.

HEATRAE SADIA



### Titanium

Our Titanium immersion heater sets a standard for operational life - even in the hardest or most aggressive water conditions.



### Superloy

Range of immersion heaters for use in aggressive water areas.



### Maxistore

A high-performance Superloy 825 sheathed 14" immersion heater recommended for use in conjunction with off-peak tariffs.



### Gold Dot

A range of 3kW rod-type immersion heaters suitable as the sole heat source or for use in association with an indirect heating coil.



### RDT resettable thermostats

All our domestic immersion heaters are fitted as standard with an RDT combined thermostat and resettable safety cut-out. The range of RDT thermostats provide a simple method of upgrading immersion heaters to the standard BS EN 60335-2-73 without the need for draining down the hot water cylinder.

### Titanium

	Rating kW	Product code
Titanium 11"	3kW	95:110:400R
Titanium 14"	3kW	95:110:403R
Titanium 27"	3kW	95:110:401R

### Superloy

	Rating kW	Product code
Superloy 800 11"	3kW	95:110:901R
Superloy 800 27"	3kW	95:110:905R
Superloy 800 36"	3kW	95:110:907R

### Maxistore

	Rating kW	Product code
Maxistore 14"	3kW	95:110:721R

### Gold Dot

	Rating kW	Product code
Gold Dot 11"	3kW	95:110:302R
Gold Dot 14"	3kW	95:110:303R
Gold Dot 27"	3kW	95:110:306R
Gold Dot 30"	3kW	95:110:307R
Gold Dot 36"	3kW	95:110:308R

### RDT resettable thermostats

	Rating kW	Product code
RDT 7"	16A	95:980:034
RDT 11" (Horizontal)	16A	95:980:035
RDT 11" (Vertical)	16A	95:980:043
RDT 18"	16A	95:980:036

For more technical information, please visit [heatraesadia.com](https://heatraesadia.com)



# Vented tap packages

We offer a wide range of accessories for use with our point-of-use water heaters. Only our vented (open-outlet) taps, mixers and spouts must be used with this type of heater.

HEATRAE **SADIA**



**Pack J†**

Two-hole mixer tap.  
Chrome plated.



**Pack K†**

Monobloc mixer tap.



**Oversink - Pack D**

Telescopic spout (380-610mm).



**Pack S/T†**

Basin hot and cold taps.



**Pack R†**

A standard monobloc mixer tap.

**Pack**

	Product code
Pack D†	95:970:513
Pack J†	95:970:514
Pack K†	95:970:515
Pack R†	95:970:516
Pack S/T†	95:970:317

**Express** (For 7 and 15 litre models only)

	Product code
Telescopic spout (380-610mm)	95:970:103
15 x 15 push-fit connector for undersink fitting	95:970:110

† Product appearance may vary slightly from that shown. Performance and function will remain the same.

For more technical information, please visit [heatraesadia.com](https://heatraesadia.com)







# GAS-FIRED WATER HEATERS

Available as instantaneous or storage, our water heaters guarantee a reliable supply of hot water and will stand up to even the most demanding of requirements.

We're focused on innovation, and continually evolve our products to ensure optimum performance, high recovery rates and low running costs, not to mention energy efficiency and legislative compliance. It's not just our products that make us top of the league. As active members of CIBSE, SoPHE and ICOM, our experts are at the forefront of setting industry standards, and offer unrivalled technical support for our customers every step of the way – from design and commissioning to installation and maintenance.

ANDREWS WATER HEATERS	
MAXXflo EVO Lite	51
MAXXflo EVO	52
ECOflo	54
SUPAflo EVO 2	56
COMBiflo	58
ECOflo COMPACT	59
Non-condensing water heaters	60
Water heater service kits	61





Our Size-it tool can help you find the right condensing water heaters for your projects with exceptional power, performance and precision – from Andrews. Built to perform.

Condensing Commercial Water Heater

MAXXflo EVO Lite

A high-specification water heater that’s perfect for small-medium commercial projects like hotels, with options to upgrade features.



Indirect-fired water heater



Stainless steel heat exchanger



2 year parts and labour warranty\*

Technical information	MAXXflo EVO Lite SC15/201	MAXXflo EVO Lite SC25/201	MAXXflo EVO Lite SC35/201	MAXXflo EVO Lite 45/201
Product code	7800598	7800599	7802491	7800600
Heat output (gross) (kW)	15	25	35	45
Water heater efficiency (%)	98	98	98	98
Recovery rate through 50°C Δt (litre/hour)	232	386	541	695
Standby heat loss (kWh/24h)	1.68	1.68	1.68	1.68
Gas flow rate (natural gas) (m³/hr)	1.43	2.4	3.34	4.25
Gas flow rate (LPG) (kg/hr)	0.57	0.94	1.32	1.69
Operating pressure (unvented) (bar)	3.5	3.5	3.5	3.5
Minimum operating pressure (bar)	1.2	1.2	1.2	1.2
Maximum operating pressure (bar)	6	6	6	6
Storage capacity (litre)	200	200	200	200
Dimensions - H x W x D (mm)	1,453 x 670 x 928	1,453 x 670 x 928	1,453 x 670 x 928	1,453 x 670 x 928
Weight - full (kg)	321	324	324	324
Weight - empty (kg)	117.5	120.3	120.3	120.3
Flue diameter - concentric flue (mm)	80/125	80/125	80/125	80/125
Flue diameter - conventional flue (mm)	80	80	80	80
Electrical power consumption (max) (W)	66	84	100	125
Electrical requirements (V)	230V @ 50Hz	230V @ 50Hz	230V @ 50Hz	230V @ 50Hz

Accessories	Product code
Unvented system kit inc. flow through valve	7799195
Set of 4 castors	7709385
Anti vacuum valve kit	7799189
Horizontal flue kit	7726957
Vertical flue kit	5103917

\* Warranty subject to our commissioning.

For more technical information, please visit [andrewswaterheaters.co.uk](https://andrewswaterheaters.co.uk)





Condensing Commercial Water Heater

MAXXflo EVO

Delivers superior flow outputs and low NO<sub>x</sub> for a class-leading performance, and is future-proofed with Siemens smart controls for advanced BMS connectivity.



Technical information	MAXXflo EVO CWH EVO 30/201	MAXXflo EVO CWH EVO 30/301	MAXXflo EVO CWH EVO 60/201	MAXXflo EVO CWH EVO 60/301	MAXXflo EVO CWH EVO 90/302	MAXXflo EVO CWH EVO 120/302	MAXXflo EVO CWH EVO 150/302
Product code	7726948	7726950	7726949	7726951	7726952	7726953	7800597
Performance							
Heat output (gross) (kW)	30.5	30.5	61	61	91.6	122	147
Water heater efficiency (%)	98	98	98	98	98	98	98
Recovery rate through 50°C Δt (litre/hour)	480	480	960	960	1,440	1,920	2,572
Standby heat loss (kWh/24h)	1.68	2.26	1.68	2.26	2.26	2.26	2.26
Gas							
Gas flow rate (natural gas) (m³/hr)	2.95	2.95	5.95	5.95	9.7	11.6	13.7
Gas flow rate (LPG) (m³/hr)	1.15	1.15	2.35	2.35	3.5	4.7	5.5
Hydraulics							
Operating pressure (unvented) (bar)	6	6	6	6	6	6	6
Minimum operating pressure (bar)	0.8	0.8	0.8	0.8	0.8	0.8	0.8
Maximum operating pressure (bar)	7.5	7.5	7.5	7.5	7.5	7.5	7.5
Storage capacity (litre)	200	300	200	300	300	300	300



Indirect-fired  
water heater



Stainless steel  
heat exchanger



2 year parts and  
labour warranty\*

General

Dimensions - H x W x D (mm)	1,556 x 602 x 1,046	1,980 x 602 x 1,046	1,556 x 602 x 1,046	1,980 x 602 x 1,046	1,980 x 602 x 1,046	1,980 x 602 x 1,046	1,983 x 602 x 1,154
Weight - full (kg)	370	485	380	490	485	505	539
Weight - empty (kg)	155	165	170	180	185	205	226
Flue diameter - concentric flue (mm)	80/125	80/125	80/125	80/125	130/200	130/200	130/200
Flue diameter - conventional flue (mm)	80	80	80	80	130	130	130

Electrical

Electrical power consumption (max) (W)	100	100	145	145	210	290	359
Electrical requirements (V)	220 - 240V @ 50Hz	220 - 240V @ 50Hz	220 - 240V @ 50Hz	220 - 240V @ 50Hz	220 - 240V @ 50Hz	220 - 240V @ 50Hz	220 - 240V @ 50Hz

Accessories

Product code

Unvented system kit inc. flow through valve	7726954
Set of 4 castors	7709385
Horizontal flue kit CWH Evo 30,60	7726957
Horizontal flue kit CWH Evo 90, 120, 150	7620230
Vertical flue kit CWH Evo 30/60	5103917
Vertical flue kit CWH Evo 90, 120, 150	7620229

Use **Size-it** to find the perfect condensing water heater for your project, every time. Register at [sizeit.co.uk](https://sizeit.co.uk)



\* Warranty subject to our commissioning.

For more technical information, please visit [andrewswaterheaters.co.uk](https://andrewswaterheaters.co.uk)



Condensing Commercial Water Heater

ECOflo

Fully condensing direct-fired efficient water heater suitable for large commercial properties where there's a high demand for hot water.



Direct-fired water heater



Vitraglas® lined storage tank and maintenance-free, factory fitted Correx® anodes



2 year parts and labour warranty\*

Technical information	ECOflo EC 230/600	ECOflo EC 230/700	ECOflo EC 230/960
Product code	A441	A442	A443
Performance			
Heat output (gross) (kW)	35.1	41.3	54.2
Water heater efficiency (%)	96	94	93
Recovery rate through 50°C Δt (litre/hour)	600	700	960
Standby heat loss (kWh/24h)	626	626	626
Gas			
Gas flow rate (natural gas) (m³/hr)	3.41	4.09	5.43
Hydraulics			
Operating pressure (unvented) (bar)	3.5	3.5	3.5
Minimum operating pressure (bar)	0.8	0.8	0.8
Maximum operating pressure (bar)	10	10	10
Storage capacity (litre)	230	230	230
General			
Height (mm)	1,448	1,448	1,488
Diameter (mm)	718	718	718
Weight - full (kg)	450	450	450
Weight - empty (kg)	259	259	259
Flue diameter - concentric flue (mm)	100/150	100/150	100/150
Electrical			
Electrical power consumption (max) (W)	120	120	120
Electrical requirements (V)	220 - 240V @ 55Hz	220 - 240V @ 55Hz	220 - 240V @ 55Hz

Accessories	Product code	Accessories	Product code
Plinth (150mm, required for all ECOflo models**)	E923	ECOFLO EC96/380 LPG conversion kit	7763225
Unvented system kit	7703930	Horizontal flue kit (230 models)	B342
LPG conversion kit for EC230/600	7697588	Vertical flue kit (230 models)	B344
LPG conversion kit for EC230/700	7697589	Horizontal flue kit (380 models)	B343
LPG conversion kit for EC230/960	7697590	Vertical flue kit (380 models)	B345
LPG conversion kit for EC380/740	7697591		
LPG conversion kit for EC380/980	7697592		
LPG conversion kit for EC380/1220	7697593		
LPG conversion kit for EC380/1400	7697594		

ECOflo EC 380/740	ECOflo EC 380/980	ECOflo EC 380/1220	ECOflo EC 380/1400	ECOFLO EC96/380
A444	A445	A446	A447	7763224
43	57.1	71	79.1	96.4
98	98	97	93	94
740	980	1,220	1,400	1,660
626	793	793	793	793
4.09	5.43	6.82	7.92	5.43
3.5	3.5	3.5	3.5	3.5
0.8	0.8	0.8	0.8	0.8
10	10	10	10	10
380	380	380	380	380
1,972	1,972	1,972	1,972	1,972
718	718	718	718	718
760	760	760	760	760
408	408	408	408	408
100/150	100/150	100/150	100/150	100/150
120	120	120	120	120
220 - 240V @ 55Hz	220 - 240V @ 55Hz	220 - 240V @ 55Hz	220 - 240V @ 55Hz	220 - 240V @ 55Hz

\* Warranty subject to our commissioning.  
\*\* The ECOflo range must be sited 150mm above finished floor level in order to fit the condense trap. Andrews Water Heaters can supply a suitable fabricated plinth.

Use **Size-it** to find the perfect condensing water heater for your project, every time. Register at [sizeit.co.uk](https://sizeit.co.uk)



For more technical information, please visit [andrewswaterheaters.co.uk](https://andrewswaterheaters.co.uk)






Condensing Commercial Water Heater

SUPAflo EVO 2

Produces a continuous supply of hot water and is designed for high-demand environments that need high volumes of instant hot water.



Technical information	SUPAflo Evo 2 SF61	SUPAflo Evo 2 SF62
Performance		
Heat output (gross) (kW)	142	190
Gross thermal efficiency (%)	98.2	98.2
Recovery rate through 50°C Δt (litre/hour)	2,434	3,257
ErP noise level (dBA)	70	70
NO <sub>x</sub> emissions (0% O <sub>2</sub> )	38	38
Gas		
Gas flow rate (natural gas) (m³/hr)	13.3	17.8
Hydraulics		
Operating pressure (unvented) (bar)	3.5	3.5
Minimum operating pressure (bar)	1	1
Maximum operating pressure (bar)	8	8
General		
Dimensions - H x W x D (mm)	1,467 x 466 x 1,349	1,467 x 466 x 1,499
Weight - full (kg)	317	363
Weight - empty (kg)	290	332
Flue outlet diameter (mm)	150	150
Electrical		
Electrical power consumption (max/min) (W)	176/48	267/48

Product codes to be confirmed, please contact your local Technical Sales Manager for more information.

Accessories	Product code
Unvented system kit (SF61 to SF63)	7820334
Unvented systems kit (SF64 to SF67)	7820335



WRAS  
approved



98%  
gross  
efficiency



2 year parts  
and labour  
warranty\*

SUPAflo Evo 2 SF63	SUPAflo Evo 2 SF64	SUPAflo Evo 2 SF65	SUPAflo Evo 2 SF66	SUPAflo Evo 2 SF67
238	286	381	477	540
98.2	98.2	98.3	98.3	98.2
4,080	4,903	6,531	8,177	9,257
70	70	77	77	77
36	36	36	34	34
22.2	26.7	35.6	44.5	50.5
3.5	3.5	3.5	3.5	3.5
1	1	1	1	1
8	8	8	8	8
1,467 x 466 x 1,649	1,470 x 746 x 1,349	1,470 x 746 x 1,496	1,470 x 746 x 1,646	1,470 x 746 x 1,769
371	496	564	615	677
336	434	496	540	595
200	200	250	250	250
286/53	230/50	504/54	620/64	676/61

\* Warranty subject to our commissioning.

For more technical information, please visit [andrewswaterheaters.co.uk](https://andrewswaterheaters.co.uk)



Condensing Commercial Water Heater

COMBiflo

Condensing stainless-steel water heaters with space-heating capability, producing both hot water and heating from a single heat generator and storage vessel enclosed in one cabinet.



Indirect-fired water heater



Stainless steel heat exchanger



2 year parts and labour warranty\*

Technical information	COMBiflo 150
Product code	7800598
<b>Performance</b>	
Heat output (gross) (kW)	10 - 150
Efficiency heat output at full load (EN15502-1) (gross) (%)	88
Heating seasonal efficiency (%)	95.9
Recovery rate through 50°C Δt (litre/hour)	2,240
<b>Gas</b>	
Gas flow rate (natural gas) (m³/hr)	14.8
<b>Hydraulics</b>	
Operating pressure (unvented) (bar)	3.5
Minimum operating pressure (bar)	0.2
Maximum operating pressure (bar)	6
Storage capacity (litre)	300
<b>General</b>	
Dimensions - H x W x D (mm)	1,570 x 686 x 1,992
Weight - full (kg)	641
Weight - empty (kg)	320
Flue diameter - concentric flue (mm)	130 / 200
<b>Electrical</b>	
Electrical power consumption (max) (W)	425
Electrical requirements (V)	240V @ 50Hz
<b>Accessories</b>	
Unvented system kit	B328
Horizontal flue kit	B262
Vertical flue kit	B263

\* Warranty subject to our commissioning.



For more technical information, please visit [andrewswaterheaters.co.uk](http://andrewswaterheaters.co.uk)

Condensing Commercial Water Heater

ECOflo COMPACT

High-efficiency condensing floor-standing storage water heater designed to meet the toughest installation challenges and hot water demands.



Technical information	ECOflo COMPACT EC 20/190	Accessories	Product code
Product code	7681595	Horizontal flue kit	7697176
<b>Performance</b>		Vertical flue kit	7697174
Heat output (gross) (kW)	19	Unvented system kit**	7703928
Water heater efficiency (%)	91	Correx powered anode kit	7705307
Recovery rate through 50°C Δt (litre/hour)	350	Remote enable kit	7697190
<b>Gas</b>		LPG conversion kit	7722656
Gas flow rate (natural gas) (m³/hr)	1.5		
<b>Hydraulics</b>			
Operating pressure (unvented) (bar)	3.5		
Minimum operating pressure (bar)	1		
Maximum operating pressure (bar)	10.3		
Storage capacity (litre)	189		
<b>General</b>			
Height (mm)	1,429		
Height to vent connection (mm)	1,710		
Diameter (mm)	610		
Weight - full (kg)	305		
Weight - empty (kg)	124		
<b>Electrical</b>			
Electrical power consumption (max) (W)	300		
Electrical requirements (V)	230V @ 50Hz		



Direct-fired water heater



Vitraglas® lined storage tank and maintenance-free, factory fitted Correx® anodes



2 year parts and labour warranty\*

\* Warranty subject to our commissioning.  
\*\* Unvented system kit includes: Combined pressure reducing valve 3.5bar, check valve, pressure relief valve 6bar, 24 ltr expansion vessel c/w wall bracket, temperature / pressure relief valve 7bar/95°C, tundish T/P brass adaptor, hose assembly.



For more technical information, please visit [andrewswaterheaters.co.uk](http://andrewswaterheaters.co.uk)



# Non-condensing water heaters

Available in instantaneous and storage models, these units offer a regular, reliable supply of economical hot water for various applications. Non-condensing water heaters can only be installed in exceptional circumstances, when signed off by local building control.



CLASSICflo BALANCED	
Output	9 kW
Recovery rate at 50 ΔT	152 litres
Max. working temp	80°C



CLASSICflo	
Output	10-20 kW
Recovery rate at 50 ΔT	169-341 litres
Max. working temp	80°C



Hiflo EVO	
Output	30-65 kW
Recovery rate at 50 ΔT	520-1,111 litres
Max. working temp	80°C



CLASSICflo FAN FLUED	
Output	13-18 kW
Recovery rate at 50 ΔT	225-306 litres
Max. working temp	80°C



For more technical information, please visit [andrewswaterheaters.co.uk](http://andrewswaterheaters.co.uk)

# Water heater service kits

Our comprehensive service kits contain all the genuine parts needed to carry out the best possible service and maintenance of our products in one visit.



## Core range service kits


Item	Product code
CLASSICflo FAN FLUED RFF13/175, RFF18/270 & CLASSICflo BALANCED RSC9/145, RSC9/180 AWH Service Kit	7723472
CLASSICflo 10/105, 10/145, 14/175, 15/270, 30/360 AWH Service Kit	7723473
ECOflo E series (not 1,900) AWH Service Kit c/w Titanium Anode	7723541
ECOflo EC96/380 Service Kit c/w Titanium Anode	7774537
ECOflo EC96/380 Service Kit without anode	7774538
Hiflo EVO AWH Service Kit	7723479
MAXXflo EVO Service Kit for 30/60	7709389
MAXXflo EVO Service Kit for 90/120	7709390

## Discontinued products service kits

Item	Product code
24/39 STD AWH Service Kit	7723465
32/40 STD AWH Service Kit	7723466
RFF 190 B AWH Service Kit	7723471
RFF 280 B AWH Service Kit	7723472
RSC 150 AWH Service Kit	7723475
RSC 190 AWH Service Kit	7723476
Hiflo PP and Cal Auto Ign 33/136 AWH Service Kit	7723477
Hiflo HW Auto Ign 32/143, 54/418, 54/440, 62/341, 65/173, 81/264	7723478
ECOflo E series 1,900 AWH Service Kit c/w Magnesium Anode	7723542
ECOflo E series 1,900 AWH Service Kit c/w Titanium Anode	7723543



For more technical information, please visit [andrewswaterheaters.co.uk](http://andrewswaterheaters.co.uk)



# GAS BOILERS

Collectively, we’ve been at the forefront of boiler innovation for more than 150 years, creating scalable and flexible heating solutions that are built to last.

Our revolutionary systems set the standard for reliability. They’re all designed to maximise boiler efficiency and reduce both energy usage and NO<sub>x</sub> emissions. With a wide range of either stainless steel or aluminium heat exchanger options available, we have a solution for every application. We know that optimal performance is vital, but so is usability. That’s why all our boilers are ingeniously streamlined, straightforward and simple to install, whether stand-alone or in cascade. We’re also future-proofing them with the latest smart control technology that makes operation and maintenance even easier.

## Cascade Systems and Pre-Assembled Rigs

Our flexible range of easy-to-install boiler cascade systems increase heating reliability and efficiency. Spreading the total required heat output over several boilers in cascade configuration offers many advantages, such as standby capability and a better turndown ratio.

We also offer boiler rig systems, making installation quicker and easier as the boilers are delivered on site in a pre-assembled wheeled unit. Quality control is also improved as the pre-configured unit is pre-tested and delivered as a whole system, rather than as individual components – reducing downtime and on-site labour.

REMEHA GAS BOILERS	
Quinta Ace	65
Gas 120 Ace	84
Gas 210 Ace	88
Gas 220 Ace	92
Gas 320 Ace	100
Gas 620 Ace	102

POTTERTON COMMERCIAL GAS BOILERS	
Paramount five	104
Sirius three WH	108
Sirius three FS	116

REMEHA PRESSURE JETS	
P Series P420	120
P Series P520	120

BOILER CONTROLS AND SERVICE KITS	
Controls	124
Potterton Commercial service kits	124
Remeha service kits	125
Optional accessories	126





### Why aluminium?

- Versatile and easy to cast into complex shapes
- Improves hydraulic flow in compact boilers
- Aluminium-silicone alloys have excellent heat transfer properties
- High resistance to water, chemical agents and thermal shock

### Why stainless steel?

- High-alloyed steel with increased chromium content enhances corrosion resistance
- Low-carbon grades offer better weldability
- Structure and properties can be enhanced with the addition of other elements such as molybdenum

Wall Hung Boiler

Quinta Ace

Ultra-compact, ultra-lightweight and with low NO<sub>x</sub> emissions, the Quinta Ace is one of the most advanced boilers on the market. The extremely compact design enables individual installation or as part of a multi-boiler cascade or rig system.



Pre-mix down-firing gas burner and one-piece cast aluminium heat exchanger



7 year parts and labour warranty\*



Cascade capability - find out more on page 66

Technical information	Quinta Ace 30	Quinta Ace 45	Quinta Ace 55	Quinta Ace 65	Quinta Ace 90	Quinta Ace 115	Quinta Ace 135	Quinta Ace 160
Product code	7699453	7684597	7699454	7684598	7684599	7684600	7780036	7620526
Performance								
Nominal heat output central heating operation @ 80/60°C (kW) (min/max)	8.0-29.8	8.0-40.8	11.1-55.3	12.0-61.5	14.1-84.2	18.9-103.9	31.5-128.1	31.5-152.1
Nominal heat output central heating operation @ 50/30°C (kW) (max)	9.1-30.9	9.1-42.4	12.3-58.6	13.5-65.0	15.8-89.5	21.2-109.7	34.7-136.1	34.7-161.6
SBEM seasonal efficiency GCV	97.62%	97.64%	96.04%	97.58%	95.65%	95.44%	96.12%	95.90%
Efficiency - full load 100% NCV	99.40%	99.10%	97.80%	99.20%	97.90%	97.10%	97.80%	97.50%
Efficiency - part load 30% NCV	110.40%	110.60%	108.70%	110.40%	108.10%	108.00%	108.80%	108.50%
Gas								
Gas consumption NG (m³/hr)**	0.9-3.2	0.9-4.4	1.2-6.0	1.3-6.6	1.5-9.1	2.1-11.3	3.4-13.9	3.4-16.5
Gas consumption LPG (m³/hr)**	0.4-1.2	0.4-1.7	0.5-2.3	0.5-2.5	0.9-3.5	0.9-4.4	1.4-5.3	1.4-6.3
Hydraulics								
Nominal flow rate 20°C Δt (l/s)	0.36	0.49	0.66	0.74	1.01	1.24	1.53	1.82
Hydraulic resistance @20°C Δt (mbar)	70	114	130	163	153	250	126	170
Water content (litres)	4.3	4.3	6.4	6.4	9.4	9.4	17.0	17.0
Standard operating temperature (°C)	20-90	20-90	20-90	20-90	20-90	20-90	20-90	20-90
Min/max water operating pressure (bar)	0.8-4.0	0.8-4.0	0.8-4.0	0.8-4.0	0.8-4.0	0.8-4.0	0.8-4.0	0.8-4.0

\* Warranty subject to our commissioning.  
\*\* Gas consumption based on lower heating value under standard heating conditions: T = 288.15K, p = 1013.25mbar. Gag 30.33, G25 29.25, G31 88.00 MJ/m³.

For more technical information, please visit [remeha.co.uk](http://remeha.co.uk)

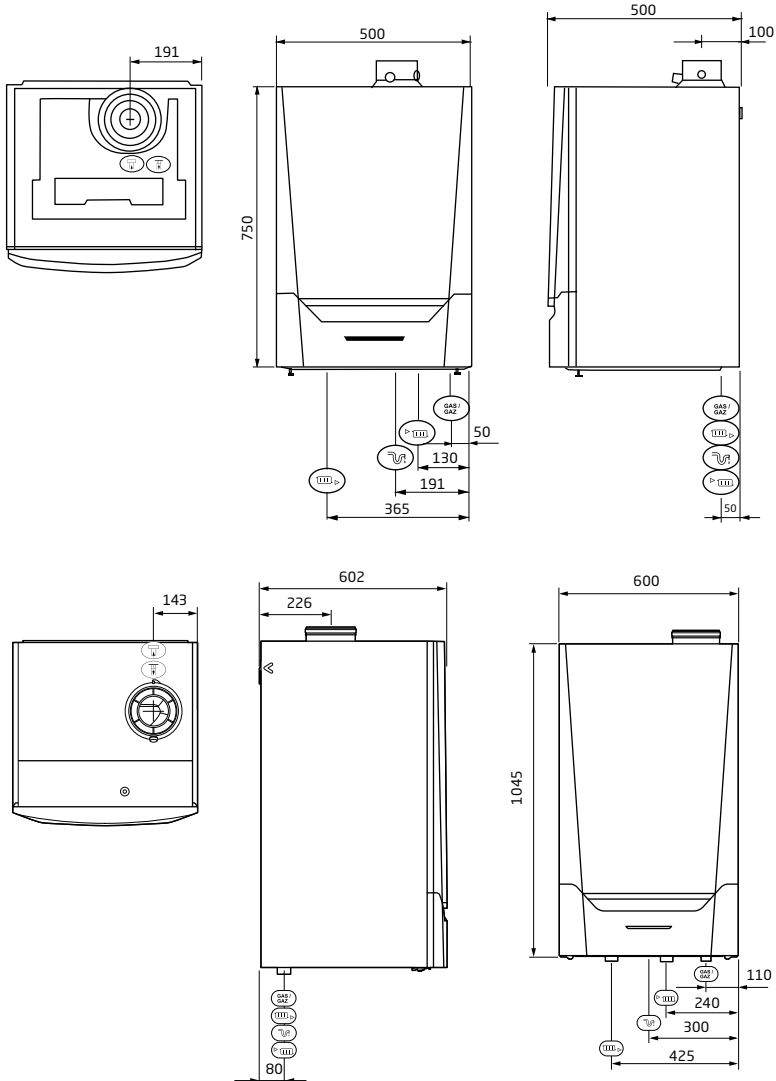




Quinta Ace



Technical information	Quinta Ace 30	Quinta Ace 45	Quinta Ace 55	Quinta Ace 65	Quinta Ace 90	Quinta Ace 115	Quinta Ace 135	Quinta Ace 160
Dimensions (W x H x D) (mm)	500 x 750 x 500	500 x 750 x 500	500 x 750 x 500	500 x 750 x 500	500 x 750 x 500	500 x 750 x 500	600 x 1,045 x 602	600 x 1,045 x 602
Total weight (incl packaging) (kg)	60.5	60.5	66.5	66.5	76.5	76.5	147.0	147.0
BREEAM credits**	2	2	2	2	2	2	2	2
NO <sub>x</sub> annual emissions BREEAM EN15502 - NG mg/kWh (dry, 0% O <sub>2</sub> ) Class 6	24	24	23	23	23	23	24	22
Noise levels dB(A) @ 1m	38.3	45.1	46.7	46.7	51.6	51.1	59.5	59.5
Nominal power supply	230V x 1ph x 50Hz	230V x 1ph x 50Hz	230V x 1ph x 50Hz	230V x 1ph x 50Hz	230V x 1ph x 50Hz	230V x 1ph x 50Hz	230V x 1ph x 50Hz	230V x 1ph x 50Hz
Power consumption (W)	19-40	20-75	26-81	26-89	26-114	32-182	47-199	47-275



Key

	Connection of the combustion gas exhaust pipe: - Ø 80mm (≤ 45kW) - Ø 100mm (≥ 55kW)
	Connection of the air intake pipe: - Ø 125mm (≤ 45kW) - Ø 150mm (≥ 55kW)
	Siphon connection bush
	Heating circuit return: 1 1/4" male thread (32mm)
	Gas connection: 3/4" male thread (22mm)
	Heating circuit flow: 1 1/4" male thread (32mm)

Key

	Flue gas outlet connection: Ø 100mm
	Air supply connection: Ø 150mm
	Siphon connection 32mm
	Flow connection: 1 1/4" male thread (32mm)
	Return connection: 1 1/4" male thread (32mm)
	Gas connection: 1" male thread (28mm)

\*\* Two BREEAM credits when the boiler is configured at commissioning, as per commissioning instructions.

Full range of accessories available - including cascade kits, low loss headers and plate heat exchangers, flues and fluecades, system controls and pressurisation kits. Find out more at [remeha.co.uk](http://remeha.co.uk)



Quinta Ace cascade systems can be divided into three main groups:

- Two to seven boilers in a linear configuration, wall-mounted (30 – 115kW only)\*
- Two to eight boilers in a linear configuration, mounted on a free-standing frame (30 – 115kW up to seven boilers, 135 – 160kW up to 8 boilers)
- Three to ten boilers in a back-to-back configuration, mounted on a free-standing frame

The boiler side of the cascade systems is sized to 20°C. The low loss header is based on 20/11°C.

\* Please note that the QA135 and QA160 are not suitable for wall hung cascade kits.

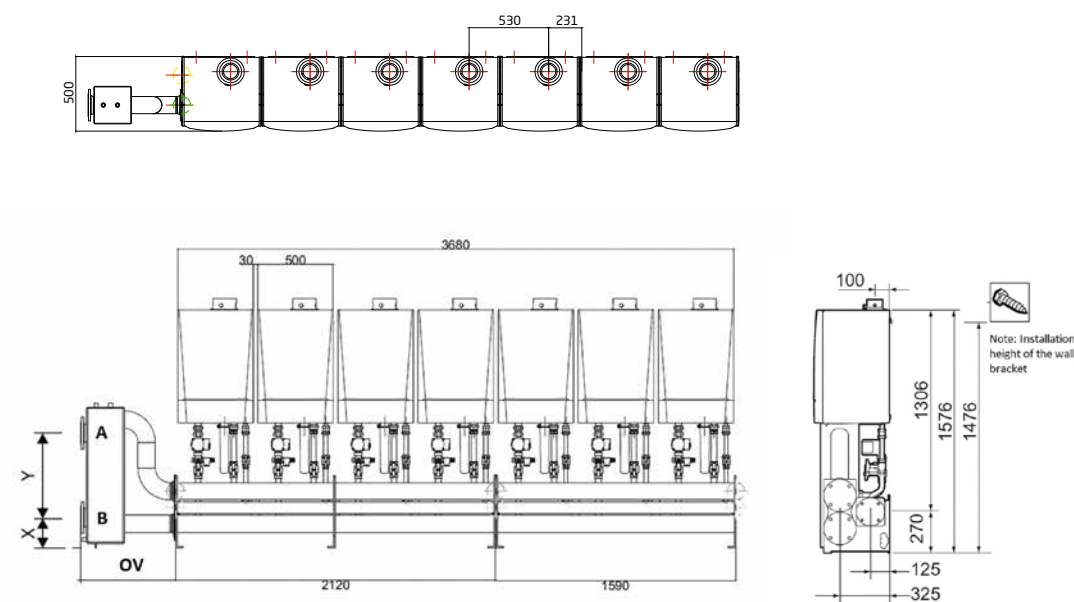


# Quinta Ace cascades

Linear, wall-mounted configuration for two to seven boilers.



Wall-mounted configuration for Quinta Ace 30, 45, 55, 65, 90 and 115:



Dimensions - boilers only*	Width (mm)
2 boilers	1,030
3 boilers	1,560
4 boilers	2,090
5 boilers	2,620
6 boilers	3,150
7 boilers	3,680

\* This information is provided as a guide only. Please refer to the Quinta Ace Cascade Installation and Service Manual for specific details.

Key:

- A** System flow; connection DN 100 or 125/DIN 2,631 (8 holes)
- B** System return; connection DN 100 or 125/DIN 2,631 (8 holes)
- X** Distance to system return connection = 200mm
- Y** Distance to system flow connection = 560mm
- OV** Low loss header (DN 65 = 633mm; DN 100 = 643mm)
- Gas supply connection DN 50 or 65/DIN 2,633 (4 holes)
- Air inlet/flue gas discharge concentric connection:
  - Quinta Ace 30/45 = 80/125mm
  - Quinta Ace 55/65/90/115 = 100/150mm



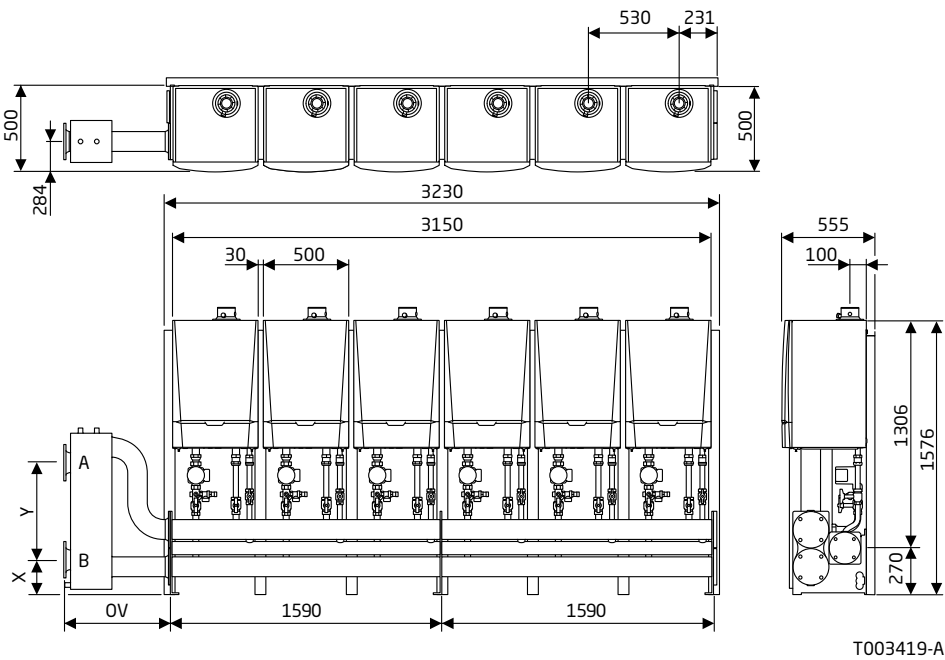
For more technical information, please visit [remeha.co.uk](http://remeha.co.uk)

# Quinta Ace cascades

Linear configuration mounted on a free-standing frame for two to eight boilers.



Free-standing frame configuration for Quinta Ace 30, 45, 55, 65, 90 and 115:



Dimensions - boilers only*	Width (mm)
2 boilers	1,110
3 boilers	1,640
4 boilers	2,170
5 boilers	2,700
6 boilers	3,230
7 boilers	3,760
8 boilers	4,290

\* This information is provided as a guide only. Please refer to the Quinta Ace Cascade Installation and Service Manual for specific details.

Key:

- A** System flow; connection DN 100 or 125/DIN 2,631 (8 holes)
- B** System return; connection DN 100 or 125/DIN 2,631 (8 holes)
- X** Distance to system return connection = 200mm
- Y** Distance to system flow connection = 560mm
- OV** Low loss header (DN 65 = 633mm; DN 100 = 643mm)
- Gas supply connection DN 50 or 65/DIN 2,633 (4 holes)
- Air inlet/flue gas discharge concentric connection:
  - Quinta Ace 30/45 = 80/125mm
  - Quinta Ace 55/65/90/115 = 100/150mm



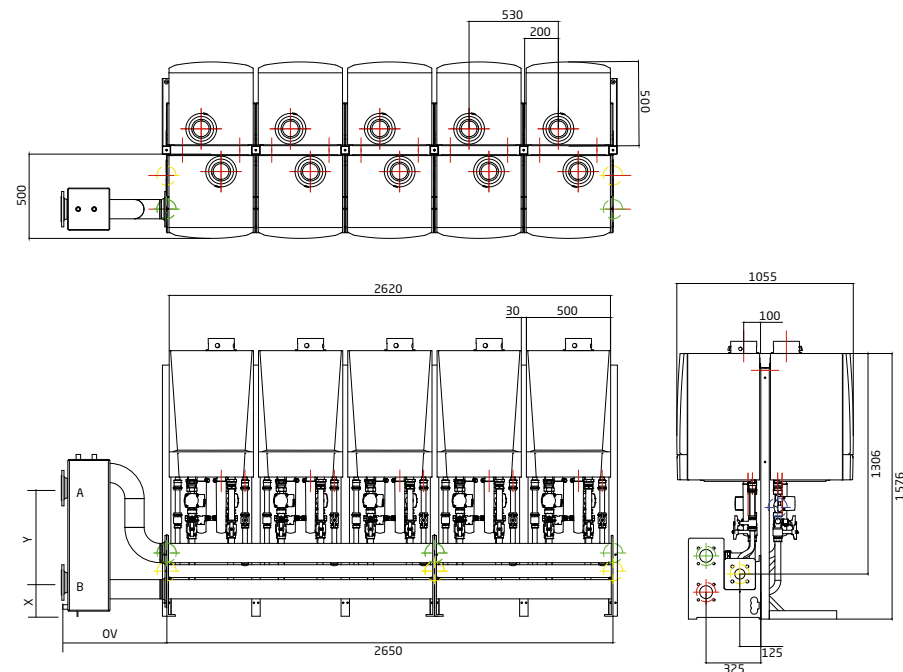
For more technical information, please visit [remeha.co.uk](http://remeha.co.uk)

# Quinta Ace cascades

Back-to-back mounted or free-standing frame configuration (RG) for three to ten boilers.



Back-to-back mounted on a free-standing frame configuration for Quinta Ace 30, 45, 55, 65, 90 and 115:



Dimensions - boilers and frame only*	Width (mm)
3 boilers	1,110
4 boilers	1,110
5 boilers	1,640
6 boilers	1,640
7 boilers	2,170
8 boilers	2,170
9 boilers	2,700
10 boilers	2,700

\* This information is provided as a guide only. Please refer to the Quinta Ace Cascade Installation and Service Manual for specific details.

Key:

- A** System flow; connection DN 100 or 125/DIN 2,631 (8 holes)
- B** System return; connection DN 100 or 125/DIN 2,631 (8 holes)
- X** Distance to system return connection = 200mm
- Y** Distance to system flow connection = 560mm
- OV** Low loss header (DN 65 = 633mm; DN 100 = 643mm)
- Gas supply connection DN 50 or 65/DIN 2,633 (4 holes)
- Air inlet/flue gas discharge concentric connection:
  - Quinta Ace 30/45 = 80/125mm
  - Quinta Ace 55/65/90/115 = 100/150mm



For more technical information, please visit [remeha.co.uk](https://remeha.co.uk)

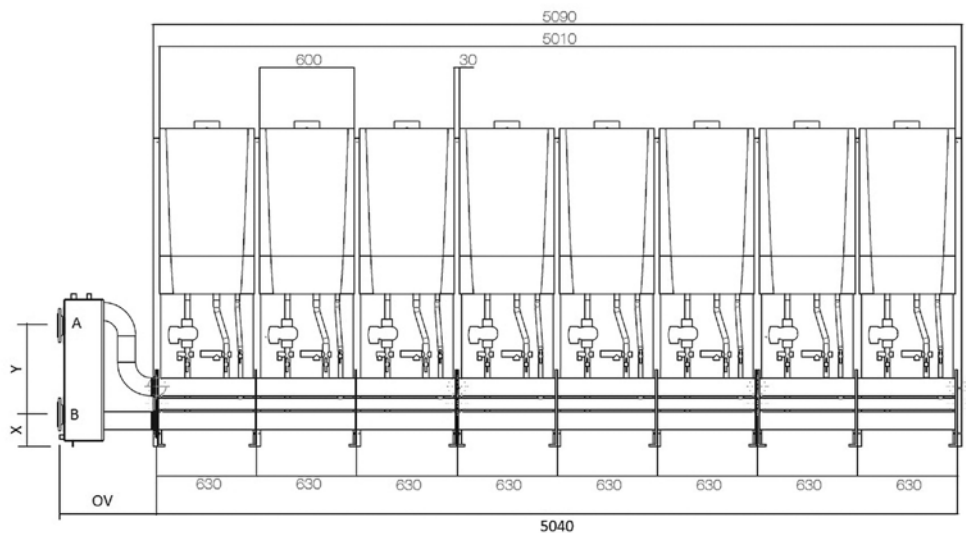
# Quinta Ace cascades

Structure of Quinta Ace 135 and 160 cascade systems.



Two to eight Quinta Ace 135 and 160 boilers in a linear configuration, mounted on a free-standing frame:

Complete cascade options are available for the Quinta Ace 135 and 160 with both insulated and non-insulated versions. Mixed cascades are also available (eg. QA135 or 160 in conjunction with QA30 - 115).



Dimensions - boilers only*	Width (mm)
2 boilers	1,310
3 boilers	1,940
4 boilers	2,570
5 boilers	3,200
6 boilers	3,830
7 boilers	4,460
8 boilers	5,090

\* This information is provided as a guide only. Please refer to the Quinta Ace Cascade Installation and Service Manual for specific details.

Key:

- A** System flow; connection 125/DIN 2,633 (8 holes)
- B** System return; connection 125/DIN 2,633 (8 holes)
- X** Distance to system return connection = 200mm
- Y** Distance to system flow connection = 560mm
- OV** Low loss header (DN 100 = 633mm)
- Gas supply connection DN 65/DIN 2,633 (4 holes)
- Air inlet/flue gas discharge concentric connection 100/150mm



For more technical information, please visit [remeha.co.uk](https://remeha.co.uk)



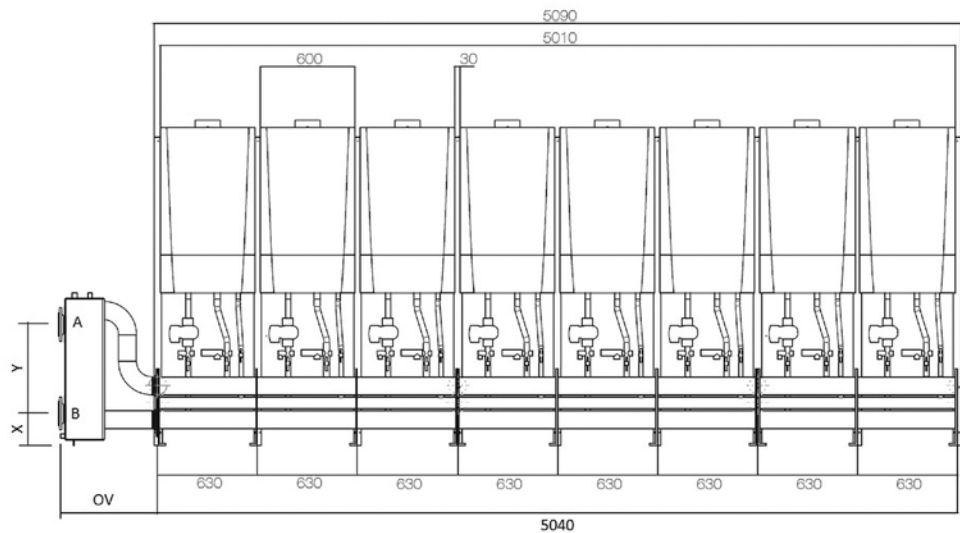
# Quinta Ace cascades

Structure of Quinta Ace 135 and 160 cascade systems.



Three to eight Quinta Ace 135 and 160 boilers in back-to-back configuration, mounted on a free-standing frame:

Complete cascade options are available for the Quinta Ace 135 and 160 with both insulated and non-insulated versions. Mixed cascades are also available (eg. QA135 or 160 in conjunction with QA30 - 115).



Dimensions - boilers and frame only*	Width (mm)
3 boilers	1,310
4 boilers	1,310
5 boilers	1,940
6 boilers	1,940
7 boilers	2,570
8 boilers	2,570

\* This information is provided as a guide only. Please refer to the Quinta Ace Cascade Installation and Service Manual for specific details.

Key:

- A System flow; connection 125/DIN 2,633 (8 holes)
- B System return; connection 125/DIN 2,633 (8 holes)
- X Distance to system return connection = 200mm
- Y Distance to system flow connection = 560mm
- OV Low loss header (DN 100 = 633mm)
- Gas supply connection DN 65/DIN 2,633 (4 holes)
- Air inlet/flue gas discharge concentric connection 100/150mm



For more technical information, please visit [remeha.co.uk](https://remeha.co.uk)

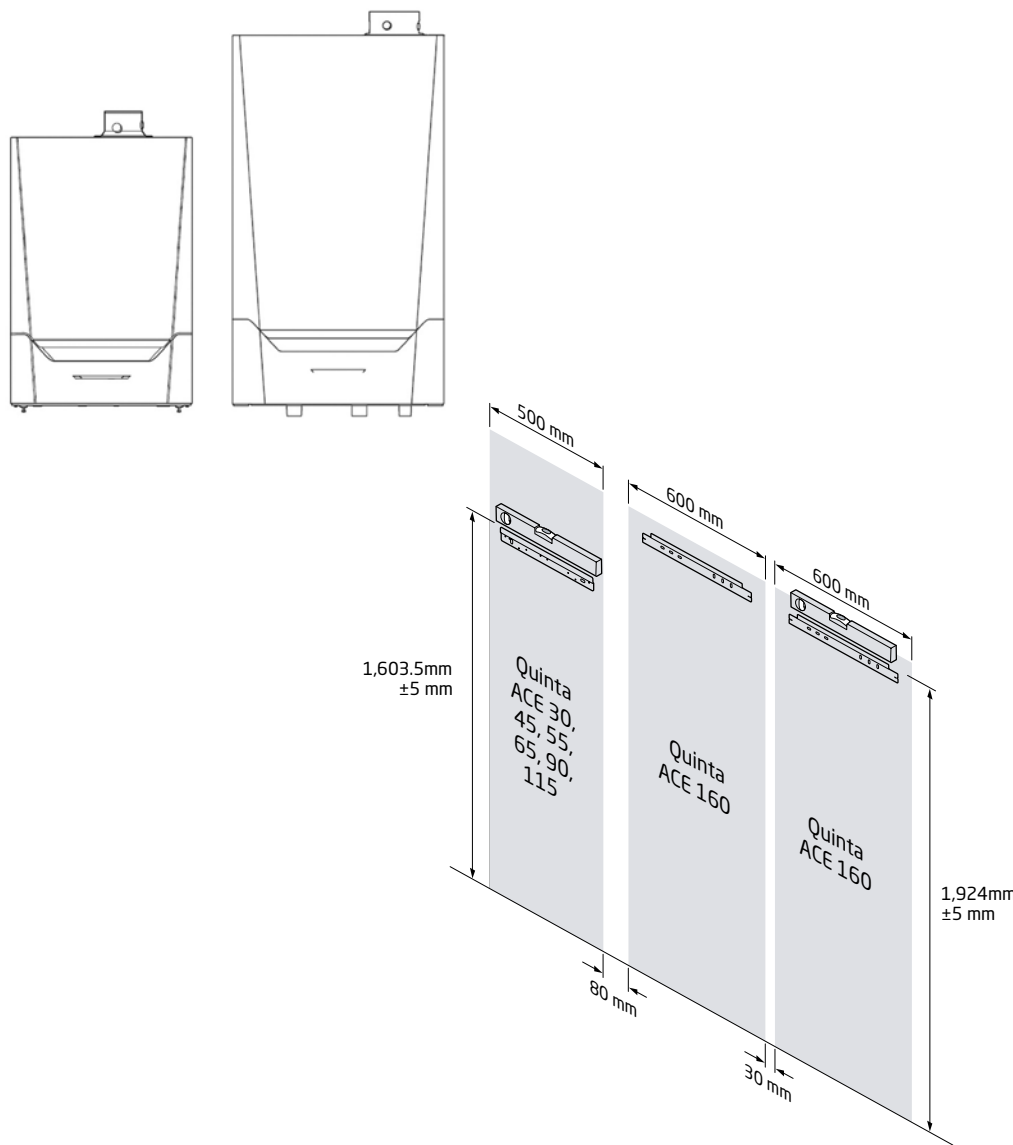
# Quinta Ace cascades

Multiple output configuration options.



Remeha also offers options for multiple output configurations combining Quinta Ace 30 to 115 with Quinta Ace 135 and 160 boilers:

Please take into account boiler and component weights. Contact your local Sales Manager for further information. Contact details are available via [remeha.co.uk](https://remeha.co.uk)



For more technical information, please visit [remeha.co.uk](https://remeha.co.uk)

Quinta PHEX 45kW Kit

The Quinta PHEX 45kW kit is compact, offering reliable performance and easy installation.



Technical information	Quinta Ace 45	Quinta Ace 45	Quinta Ace 45	Quinta Ace 45	Quinta Ace 45
Product code	7809536	7809536	7809537	7857807	7809538
Cascade arrangement	DN65 – 2 Boiler in-line	DN65 – 3 Boiler in-line	DN65 – 4 Boiler in-line	DN65 – 5 Boiler in-line	DN65 – 6 Boiler in-line
Plate heat exchanger model	RHB-60-60	RHB-60-60	RHB-60-80	RHB-60-100	RHB-60-140
Pump model	Grundfos UPM 25-70 130mm	Grundfos UPM 25-70 130mm	Grundfos UPM 25-70 130mm	Grundfos UPM 25-70 130mm	Grundfos UPM 25-70 130mm
Performance					
Nominal heat output central heating operation @ 80/60°C Δt (kW) (max)	40.8	40.8	40.8	40.8	40.8
Boiler flow rate @25°C Δt (l/s)	0.39	0.39	0.39	0.39	0.39
Max cascade flow rate @25°C Δt (l/s)	0.78	1.17	1.55	1.94	2.33
Total cascade resistance @25°C Δt (incl 10% safety margin) (kPa)	10.28	10.40	10.59	10.84	11.15
Plate heat exchanger resistance @25°C Δt (kPa)	6.82	15.04	16.29	18.43	18.96
General					
Number of boilers	2	3	4	5	6
Plate heat exchanger connection size (mm)	DN32	DN32	DN32	DN32	DN32
DN100-DN65 adaptor (7633244) required	No	No	No	No	No
Max pump head @ boiler flow rate	58	58	58	58	58
Pump residual head (excl PHX)	40.90	32.56	31.12	28.73	27.89

**Note:** The data within this table only covers options for up to 6 boilers in cascade. Remeha also offers PHEX kits for cascades of up to 10 boilers for some outputs.

Please refer to the data sheets available on [remeha.co.uk](https://remeha.co.uk) for further details.



Quinta PHEX 55kW Kit

The Quinta PHEX 55kW kit is compact, offering reliable performance and easy installation.



Technical information	Quinta Ace 55	Quinta Ace 55	Quinta Ace 55	Quinta Ace 55	Quinta Ace 55
Product code	7809536	7809537	7809541	7809541	7809539
Cascade arrangement	DN65 – 2 Boiler in-line	DN65 – 3 Boiler in-line	DN65 – 4 Boiler in-line	DN65 – 5 Boiler in-line	DN65 – 6 Boiler in-line
Plate heat exchanger model	RHB-60-60	RHB-60-80	RHB-60-120	RHB-110-80	RHB-110-100
Pump model	Grundfos UPM 25-70 130mm	Grundfos UPM 25-70 130mm	Grundfos UPM 25-70 130mm	Grundfos UPM 25-70 130mm	Grundfos UPM 25-70 130mm
Performance					
Nominal heat output central heating operation @ 80/60°C Δt (kW) (max)	55.3	55.3	55.3	55.3	55.3
Boiler flow rate @25°C Δt (l/s)	0.53	0.53	0.53	0.53	0.53
Max cascade flow rate @25°C Δt (l/s)	1.05	1.58	2.11	2.63	3.16
Total cascade resistance @25°C Δt (incl 10% safety margin) (kPa)	11.65	11.89	12.23	12.68	13.24
Plate heat exchanger resistance @25°C Δt (kPa)	13.06	17.61	18.81	14.76	14.25
General					
Number of boilers	2	3	4	5	6
Plate heat exchanger connection size (mm)	DN32	DN32	DN32	DN50	DN50
DN100-DN65 adaptor (7633244) required	No	No	No	No	No
Max pump head @ boiler flow rate	47	47	47	47	47
Pump residual head (excl PHX)	22.29	17.50	15.96	19.56	19.51

**Note:** The data within this table only covers options for up to 6 boilers in cascade. Remeha also offers PHEX kits for cascades of up to 10 boilers for some outputs.

Please refer to the data sheets available on [remeha.co.uk](https://remeha.co.uk) for further details.





# Quinta PHEX 65kW Kit

The Quinta PHEX 65kW kit is versatile, offering reliable performance and easy installation.



Technical information	Quinta Ace 65	Quinta Ace 65	Quinta Ace 65	Quinta Ace 65	Quinta Ace 65
Product code	7809537	7857809	7809541	7809539	7809540
Cascade arrangement	DN65 - 2 Boiler in-line	DN65 - 3 Boiler in-line	DN65 - 4 Boiler in-line	DN65 - 5 Boiler in-line	DN65 - 6 Boiler in-line
Plate heat exchanger model	RHB-60-80	RHB-60-120	RHB-110-80	RHB-110-100	RHB-110-120
Pump model	Grundfos UPM 25-70 130mm	Grundfos UPM 25-70 130mm	Grundfos UPM 25-70 130mm	Grundfos UPM 25-70 130mm	Grundfos UPM 25-70 130mm
Performance					
Nominal heat output central heating operation @ 80/60°C Δt (kW) (max)	61.5	61.5	61.5	61.5	61.5
Boiler flow rate @25°C Δt (l/s)	0.59	0.59	0.59	0.59	0.59
Max cascade flow rate @25°C Δt (l/s)	1.17	1.76	2.34	2.93	3.51
Total cascade resistance @25°C Δt (incl 10% safety margin) (kPa)	16.20	16.50	16.91	17.46	18.14
Plate heat exchanger resistance @25°C Δt (kPa)	9.84	13.09	11.75	12.23	13.56
General					
Number of boilers	2	3	4	5	6
Plate heat exchanger connection size (mm)	DN32	DN32	DN50	DN50	DN50
DN100-DN65 adaptor (7633244) required	No	No	No	No	No
Max pump head @ boiler flow rate	42	42	42	42	42
Pump residual head (excl PHX)	15.96	12.41	13.34	12.31	10.30

**Note:** The data within this table only covers options for up to 6 boilers in cascade.  
Remeha also offers PHEX kits for cascades of up to 10 boilers for some outputs.

Please refer to the data sheets available on [remeha.co.uk](https://remeha.co.uk) for further details.



# Quinta PHEX 90kW Kit

The Quinta PHEX 90kW kit is versatile, offering reliable performance and easy installation.



Technical information	Quinta Ace 90	Quinta Ace 90	Quinta Ace 90	Quinta Ace 90	Quinta Ace 90
Product code	7809537	7809538	7809541	7809540	7856604
Cascade arrangement	DN65 - 2 Boiler in-line	DN65 - 3 Boiler in-line	DN65 - 4 Boiler in-line	DN65 - 5 Boiler in-line	DN100 - 6 Boiler in-line
Plate heat exchanger model	RHB-60-80	RHB-60-140	RHB-110-80	RHB-110-120	RHB-110-140
Pump model	Grundfos UPML 25-105 130mm	Grundfos UPML 25-105 130mm	Grundfos UPML 25-105 130mm	Grundfos UPML 25-105 130mm	Grundfos UPML 25-105 130mm
Performance					
Nominal heat output central heating operation @ 80/60°C Δt (kW) (max)	84.2	84.2	84.2	84.2	84.2
Boiler flow rate @25°C Δt (l/s)	0.80	0.80	0.80	0.80	0.80
Max cascade flow rate @25°C Δt (l/s)	1.60	2.41	3.21	4.01	4.81
Total cascade resistance @25°C Δt (incl 10% safety margin) (kPa)	15.74	16.27	17.04	18.06	15.58
Plate heat exchanger resistance @25°C Δt (kPa)	18.19	21.05	21.64	17.69	19.83
General					
Number of boilers	2	3	4	5	6
Plate heat exchanger connection size (mm)	DN32	DN32	DN50	DN50	DN50
DN100-DN65 adaptor (7633244) required	No	No	No	No	No
Max pump head @ boiler flow rate	83	83	83	83	83
Pump residual head (excl PHX)	49.07	45.68	44.32	47.25	47.59

**Note:** The data within this table only covers options for up to 6 boilers in cascade.  
Remeha also offers PHEX kits for cascades of up to 10 boilers for some outputs.

Please refer to the data sheets available on [remeha.co.uk](https://remeha.co.uk) for further details.



Quinta PHEX 115kW Kit

The Quinta PHEX 115kW kit is robust, offering reliable performance and easy installation.



Technical information	Quinta Ace 115	Quinta Ace 115	Quinta Ace 115	Quinta Ace 115	Quinta Ace 115
Product code	7809539	7861090	7861091	7809547	7809549
Cascade arrangement	DN65 – 2 Boiler in-line	DN65 – 3 Boiler in-line	DN65 – 4 Boiler in-line	DN100 – 5 Boiler in-line	DN100 – 6 Boiler in-line
Plate heat exchanger model	RHB-110-100	RMB-235-80	RMB-235-100	RMB-235-120	RMB-235-160
Pump model	Grundfos UPML 25-105 130mm	Grundfos UPML 25-105 130mm	Grundfos UPML 25-105 130mm	Grundfos UPML 25-105 130mm	Grundfos UPML 25-105 130mm
Performance					
Nominal heat output central heating operation @ 80/60°C Δt (kW) (max)	103.9	103.9	103.9	103.9	103.9
Boiler flow rate @25°C Δt (l/s)	1.24	1.24	1.24	1.24	1.24
Max cascade flow rate @25°C Δt (l/s)	2.47	3.71	4.95	6.18	7.42
Total cascade resistance @25°C Δt (incl 10% safety margin) (kPa)	35.90	36.61	37.68	35.62	35.76
Plate heat exchanger resistance @25°C Δt (kPa)	8.90	7.80	8.94	10.48	9.20
General					
Number of boilers	2	3	4	5	6
Plate heat exchanger connection size (mm)	DN50	DN80	DN80	DN80	DN80
DN100-DN65 adaptor (7633244) required	No	Yes	Yes	No	No
Max pump head @ boiler flow rate	55	55	55	55	55
Pump residual head (excl PHX)	10.20	10.59	8.38	8.90	10.04

**Note:** The data within this table only covers options for up to 6 boilers in cascade. Remeha also offers PHEX kits for cascades of up to 10 boilers for some outputs.

Please refer to the data sheets available on [remeha.co.uk](https://remeha.co.uk) for further details.



Quinta PHEX 135kW Kit

The Quinta PHEX 135kW kit is robust, offering reliable performance and easy installation.



Technical information	Quinta Ace 135	Quinta Ace 135	Quinta Ace 135	Quinta Ace 135	Quinta Ace 135
Product code	7856602	7856600	7856604	7809545	7809546
Cascade arrangement	DN100 – 2 Boiler in-line	DN100 – 3 Boiler in-line	DN100 – 4 Boiler in-line	DN100 – 5 Boiler in-line	DN100 – 6 Boiler in-line
Plate heat exchanger model	RHB-110-80	RHB-110-120	RMB-235-80	RMB-235-80	RMB-235-100
Pump model	Grundfos UPMXL 25-105 180mm	Grundfos UPMXL 25-105 180mm	Grundfos UPMXL 25-105 180mm	Grundfos UPMXL 25-105 180mm	Grundfos UPMXL 25-105 180mm
Performance					
Nominal heat output central heating operation @ 80/60°C Δt (kW) (max)	128.1	128.1	128.1	128.1	128.1
Boiler flow rate @25°C Δt (l/s)	1.22	1.22	1.22	1.22	1.22
Max cascade flow rate @25°C Δt (l/s)	2.44	3.66	4.88	6.10	7.32
Total cascade resistance @25°C Δt (incl 10% safety margin) (kPa)	16.63	16.70	16.82	16.97	17.16
Plate heat exchanger resistance @25°C Δt (kPa)	12.81	14.86	13.24	20.18	19.06
General					
Number of boilers	2	3	4	5	6
Plate heat exchanger connection size (mm)	DN50	DN50	DN80	DN80	DN80
DN100-DN65 adaptor (7633244) required	Yes	Yes	No	No	No
Max pump head @ boiler flow rate	73	73	73	73	73
Pump residual head (excl PHX)	43.56	41.44	42.94	35.85	36.78

**Note:** The data within this table only covers options for up to 6 boilers in cascade. Remeha also offers PHEX kits for cascades of up to 10 boilers for some outputs.

Please refer to the data sheets available on [remeha.co.uk](https://remeha.co.uk) for further details.





# Quinta PHEX 160kW Kit

The powerful Quinta PHEX 160kW kit offers energy-saving performance and easy installation.



Technical information	Quinta Ace 160	Quinta Ace 160	Quinta Ace 160	Quinta Ace 160	Quinta Ace 160
Product code	7856602	7856604	7809545	7809546	7809548
Cascade arrangement	DN100 - 2 Boiler in-line	DN100 - 3 Boiler in-line	DN100 - 4 Boiler in-line	DN100 - 5 Boiler in-line	DN100 - 6 Boiler in-line
Plate heat exchanger model	RHB-110-80	RHB-110-140	RMB-235-80	RMB-235-100	RMB-235-140
Pump model	Grundfos UPMXL 25-105 180mm	Grundfos UPMXL 25-105 180mm	Grundfos UPMXL 25-105 180mm	Grundfos UPMXL 25-105 180mm	Grundfos UPMXL 25-105 180mm
Performance					
Nominal heat output central heating operation @ 80/60°C Δt (kW) (max)	152.1	152.1	152.1	152.1	152.1
Boiler flow rate @25°C Δt (l/s)	1.45	1.45	1.45	1.45	1.45
Max cascade flow rate @25°C Δt (l/s)	2.90	4.35	5.79	7.24	8.69
Total cascade resistance @25°C Δt (incl 10% safety margin) (kPa)	23.05	23.16	23.32	23.53	23.81
Plate heat exchanger resistance @25°C Δt (kPa)	17.89	16.56	18.35	18.66	15.61
General					
Number of boilers	2	3	4	5	6
Plate heat exchanger connection size (mm)	DN50	DN50	DN80	DN80	DN80
DN100-DN65 adaptor (7633244) required	Yes	Yes	No	No	No
Max pump head @ boiler flow rate	60	60	60	60	60
Pump residual head (excl PHX)	19.06	20.28	18.33	17.81	20.58

**Note:** The data within this table only covers options for up to 6 boilers in cascade.  
Remeha also offers PHEX kits for cascades of up to 10 boilers for some outputs.

Please refer to the data sheets available on [remeha.co.uk](https://remeha.co.uk) for further details.



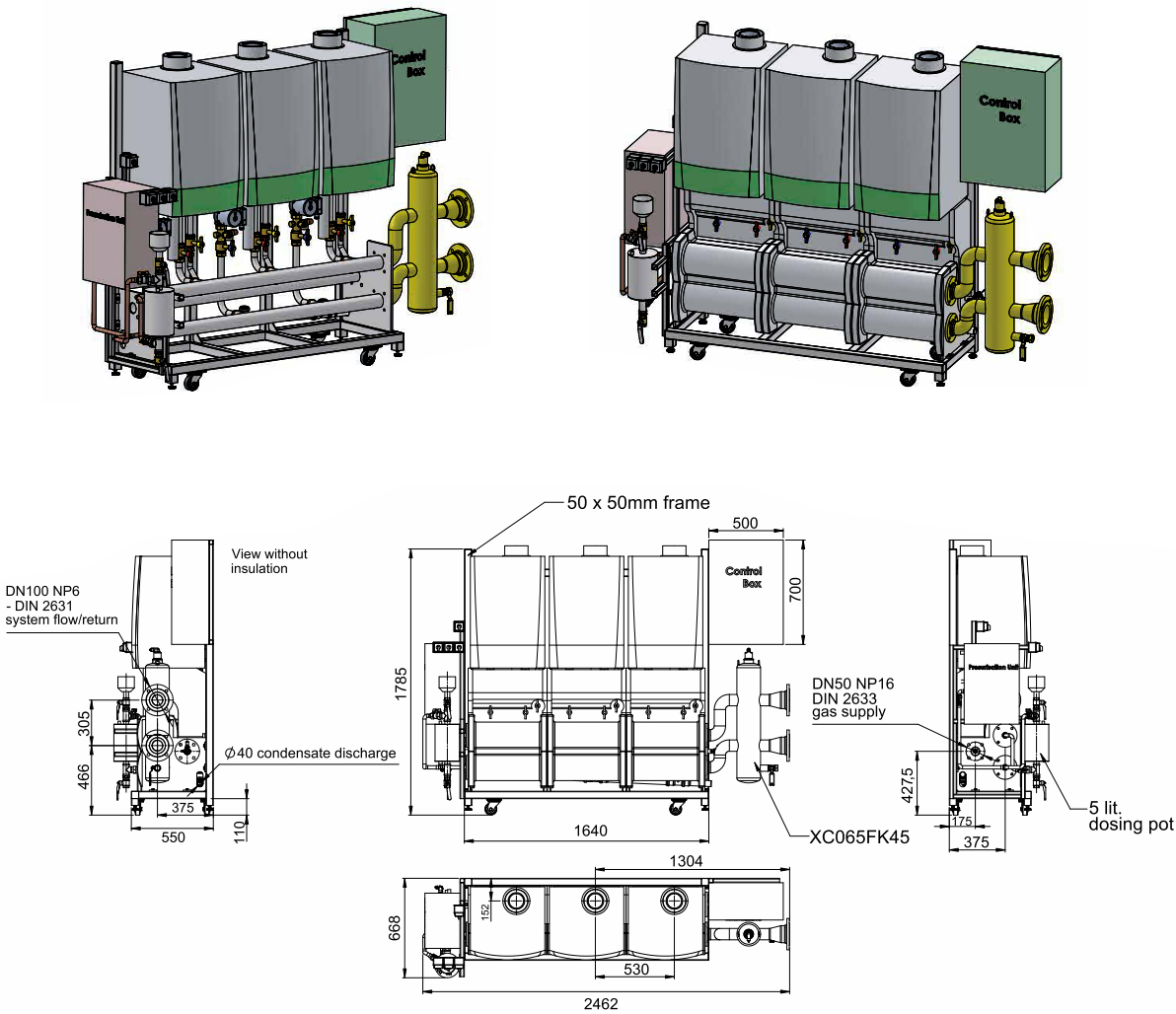


# Quinta Ace bespoke rig systems

Supporting consultants in overcoming plant room limitations and tight deadlines.

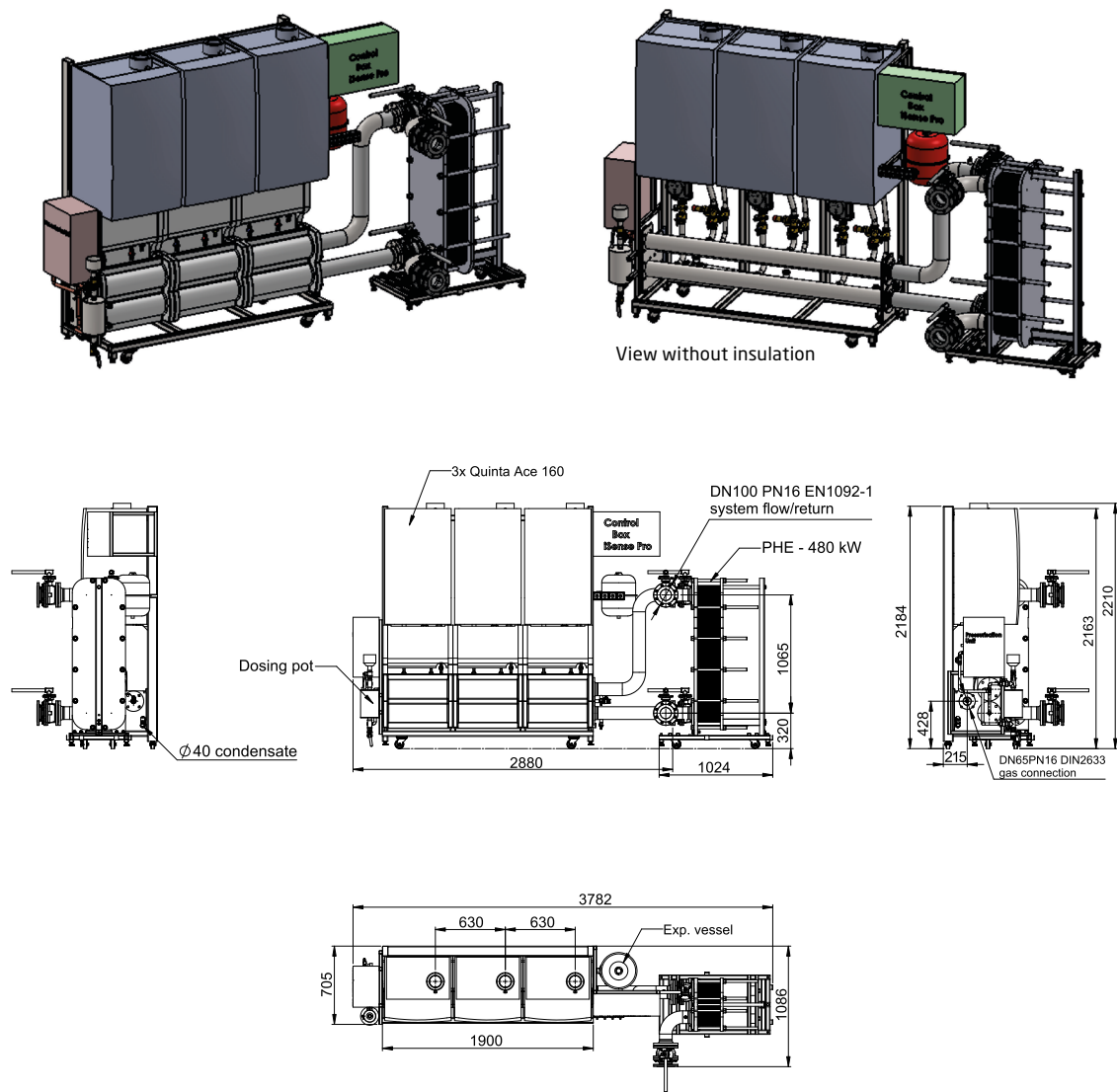


Bespoke rig systems:



These rigs are designed and manufactured to meet the exact requirements of each individual project so that they can be installed in a fraction of the time. This solution is particularly beneficial for organisations restricted to a small window of time in which to carry out installation.

Bespoke rig systems with PHE:



For more technical information, please visit [remeha.co.uk](http://remeha.co.uk)





Floor Standing Boiler

Gas 120 Ace

Advanced floor-standing modular condensing boilers, designed for sealed heating systems and to fit directly into the same floor area as a traditional boiler of equal output.



Pre-mix gas burner and one-piece cast aluminium heat exchanger

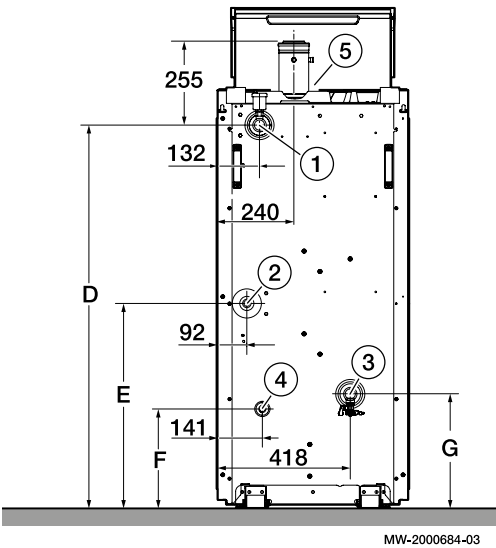
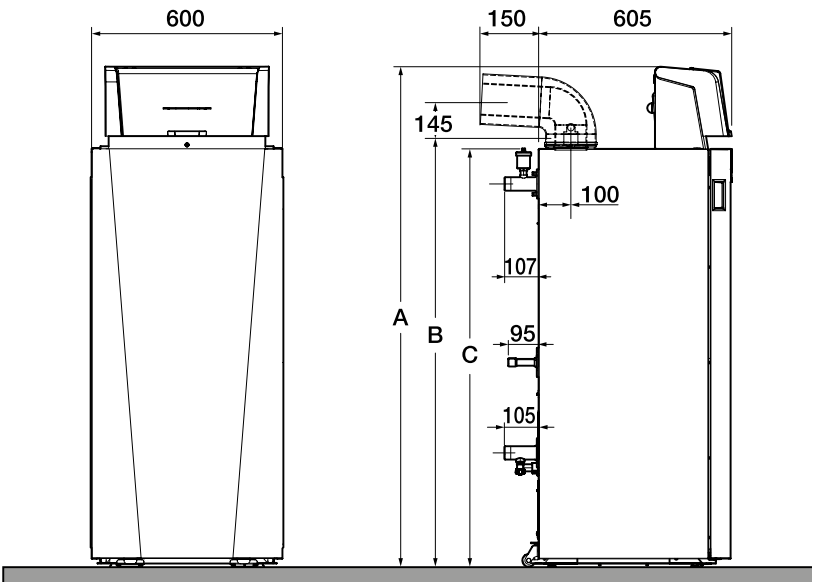


7 year parts and labour warranty\*



Cascade capability - find out more on page 76

Technical information	Gas 120 Ace 65	Gas 120 Ace 90	Gas 120 Ace 115
Product code	7721607	7721609	7721610
Performance			
Nominal heat output central heating operation @ 80/60°C (kW) (min/max)	12.0-61.5	14.1-84.2	18.9-103.9
Nominal heat output central heating operation @ 50/30°C (kW) (max)	13.5-65.0	15.8-89.5	21.2-109.7
SBEM seasonal efficiency GCV	97.6%	95.7%	95.4%
Efficiency - full load 100% NCV	99.2%	97.9%	97.1%
Efficiency - part load 30% NCV	110.4%	108.1%	108.0%
Gas			
Gas consumption NG (m³/hr)	6.6	9.1	11.7
Gas consumption LPG (m³/hr)	2.5	3.5	4.5
Hydraulics			
Nominal flow rate 20°C Δt (l/s)	0.74	1.01	1.24
Hydraulic resistance @20°C Δt (mbar)	170	160	260
Water content (litres)	7.1	10.1	10.1
Standard operating temperature (°C)	20-90	20-90	20-90
Min/max water operating pressure (bar)	0.8-4.0	0.8-4.0	0.8-4.0
General			
Dimensions (W x H x D) (mm)	600 x 1,360 x 605	600 x 1,582 x 605	600 x 1,582 x 605
Appliance dry weight (kg)	98	109	109
BREEAM credits	n/a	n/a	n/a
NO <sub>x</sub> emissions EN483/15420EN483/15420 - NG mg/kWh (dry, 0% O <sub>2</sub> ) Class 6	29	41	41
Noise levels dB(A) @ 1 metre	40	45	45
Electrical			
Nominal power supply	230V x 1ph x 50Hz	230V x 1ph x 50Hz	230V x 1ph x 50Hz
Power consumption (W)	25-92	24-124	34.4-180



MW-2000684-03

\* Warranty subject to our commissioning.

Full range of accessories available - including cascade kits, low loss headers and plate heat exchangers, flues and fluecades, system controls and pressurisation kits. Find out more at [remeha.co.uk](http://remeha.co.uk)





Cascades

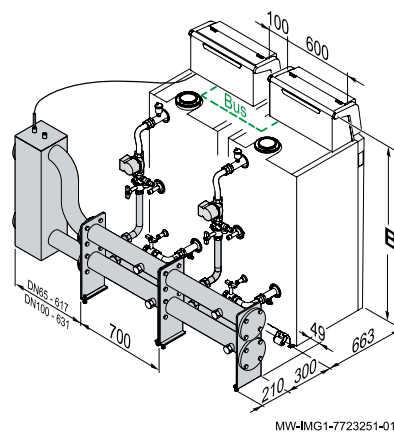
# Gas 120 Ace cascades

Modular cascade options, spreading the total required heat output over several boilers.

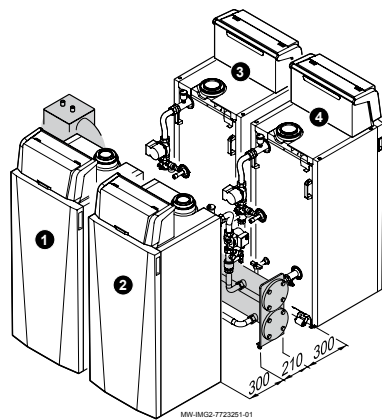


Spreading the total required heat output over several boilers in cascade configuration improves reliability and efficiency of the heat provision.

Dimensions	Height (B) (mm)
Gas 120 Ace 65	1,082
Gas 120 Ace 90 and 115	1,304



MW-IMG1-7723251-01



MW-IMG2-7723251-01

## Smart connection technology

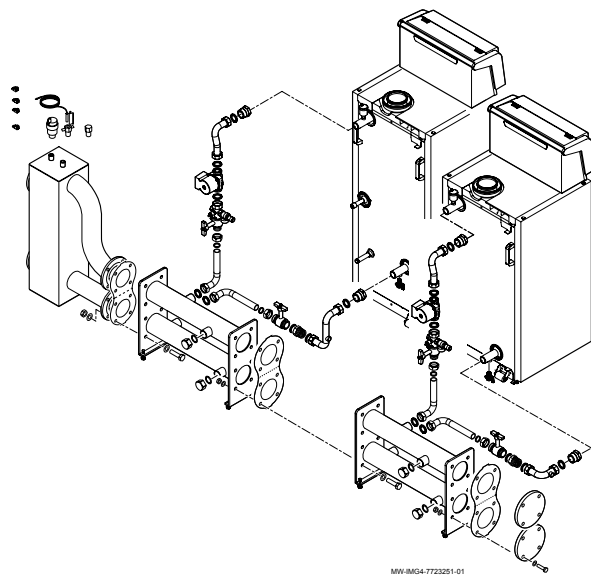
Remeha's 'Smart Connection Technology' modular pipework kit has been designed to reduce installation time and simplify the planning of the primary circuit layout, for up to four boilers.

The pipework kit comprises a flow and return assembly to each boiler which incorporates a suitably sized circulation pump, safety relief valve set at three bar and isolation valves.

Each manifold (one per boiler) simply bolts together at 700mm centres, with a low loss header and connecting/blanking flanges completing the installation.

The standard manifold provides connections for both in-line and back-to-back boilers. Simply blank off the connections not used with the caps contained within the kit.

The pipework kits have been designed to operate at a minimum 15°C ΔT.



MW-IMG4-7723251-01

For more technical information, please visit [remeha.co.uk](http://remeha.co.uk)





Floor Standing Boiler

Gas 210 Ace

This compact, lightweight boiler is easy to install in space-saving configurations. With an optional secondary return feature, it's perfect for use with low-grade heating technologies like heat pumps and underfloor circuits.



Pre-mix gas burner and one-piece cast aluminium heat exchanger



7 year parts and labour warranty\*



Easy operation and maintenance

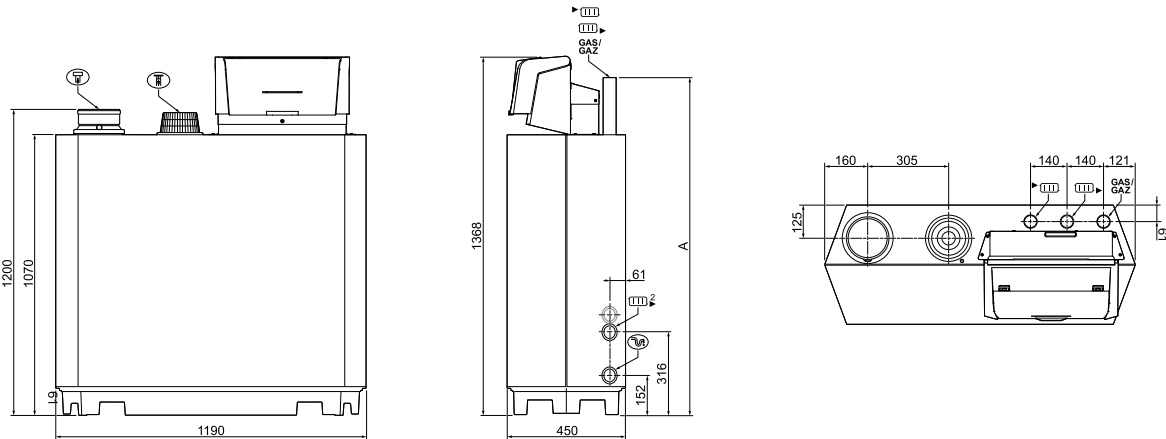
Technical information	Gas 210 Ace 80	Gas 210 Ace 120	Gas 210 Ace 160	Gas 210 Ace 200
Product code	7821603	7821604	7821605	7821606
Performance				
Nominal heat output central heating operation @ 80/60°C (kW) (min/max)	18-87	22-120	29-166	39-200
Nominal heat output central heating operation @ 50/30°C (kW) (max)	20-93	24-129	33-179	44-217
SBEM seasonal efficiency GCV	95.80%	95.66%	95.50%	95.74%
Efficiency - full load 100% NCV	97.40%	97.50%	97.50%	97.60%
Efficiency - part load 30% NCV	108.60%	108.10%	108.30%	108.40%
Gas				
Gas consumption NG (m³/hr)	9.4	13.0	18.0	21.7
Gas consumption LPG (m³/hr)	3.6	4.8	7.0	8.4
Hydraulics				
Nominal flow rate 20°C Δt (l/s)	1.04	1.43	1.98	2.38
Hydraulic resistance @ 20°C Δt (mbar)	165	135	170	180
Water content (litres)	12	16	20	24
Standard operating temperature (°C)	20-90	20-90	20-90	20-90
Min/max water operating pressure (bar)	0.8-6.0	0.8-6.0	0.8-6.0	0.8-6.0

\* Warranty subject to our commissioning.

For more technical information, please visit [remeha.co.uk](https://remeha.co.uk)



General	Gas 210 Ace 80	Gas 210 Ace 120	Gas 210 Ace 160	Gas 210 Ace 200
Dimensions (W x H x D) (mm)	1,190 x 1,368 x 450	1,190 x 1,368 x 450	1,190 x 1,368 x 450	1,190 x 1,368 x 450
Appliance dry weight (kg)	115	135	165	188
BREEAM credits	n/a	n/a	n/a	n/a
NO <sub>x</sub> emissions - NG mg/kWh (dry, 0% O <sub>2</sub> )	56	49	44	52
Noise levels dB(A) @ 1 metre	<59	<59	<59	<59
Electrical				
Nominal power supply	230V x 1ph x 50Hz	230V x 1ph x 50Hz	230V x 1ph x 50Hz	230V x 1ph x 50Hz
Power consumption (W)	26-103	28-167	49-196	48-306



Full range of accessories available - including cascade kits, low loss headers and plate heat exchangers, flues and fluecades, system controls and pressurisation kits. Find out more at [remeha.co.uk](https://remeha.co.uk)

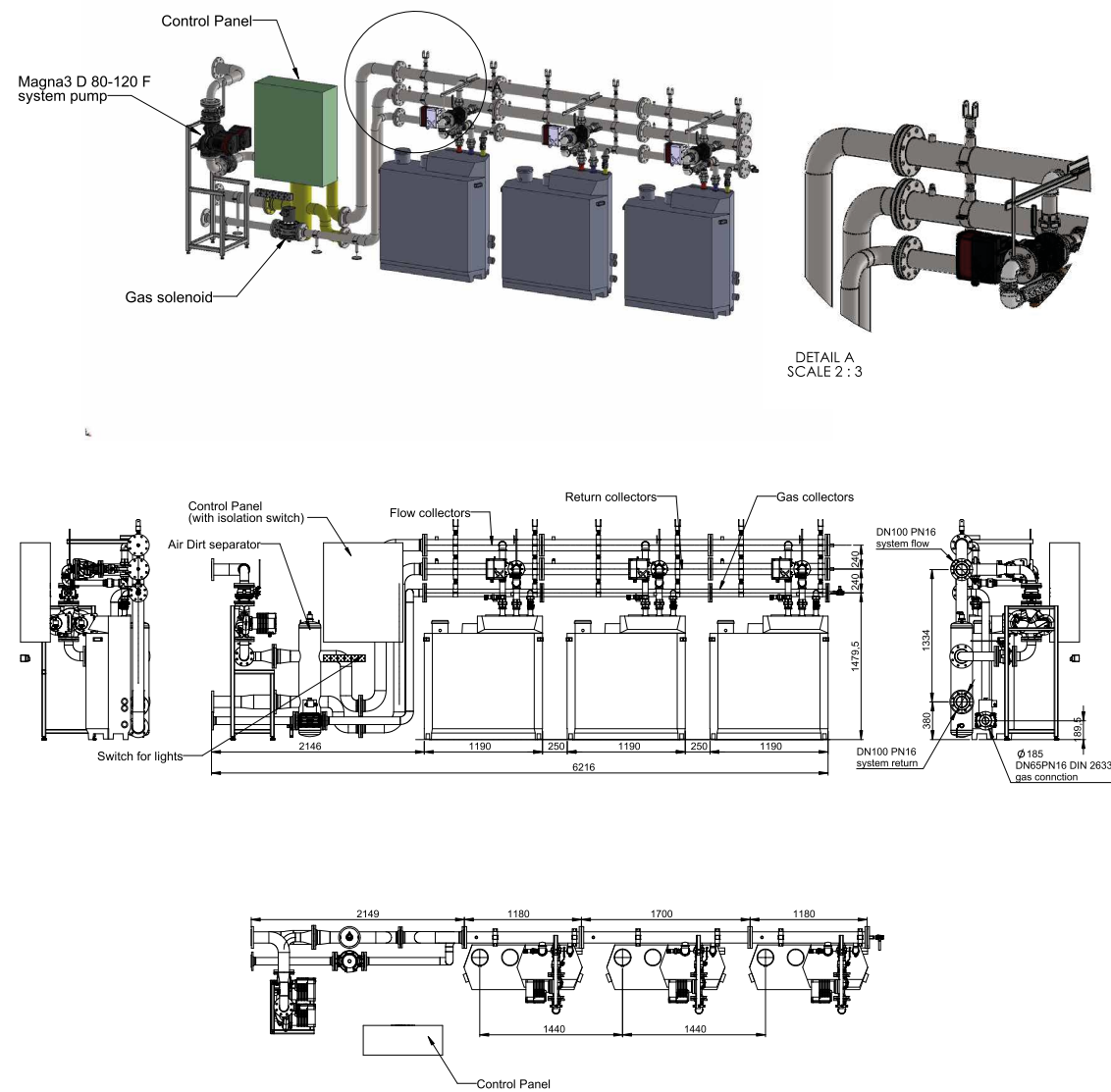


# Gas 210 Ace bespoke rig systems

Supporting consultants in overcoming plant room limitations and tight deadlines.

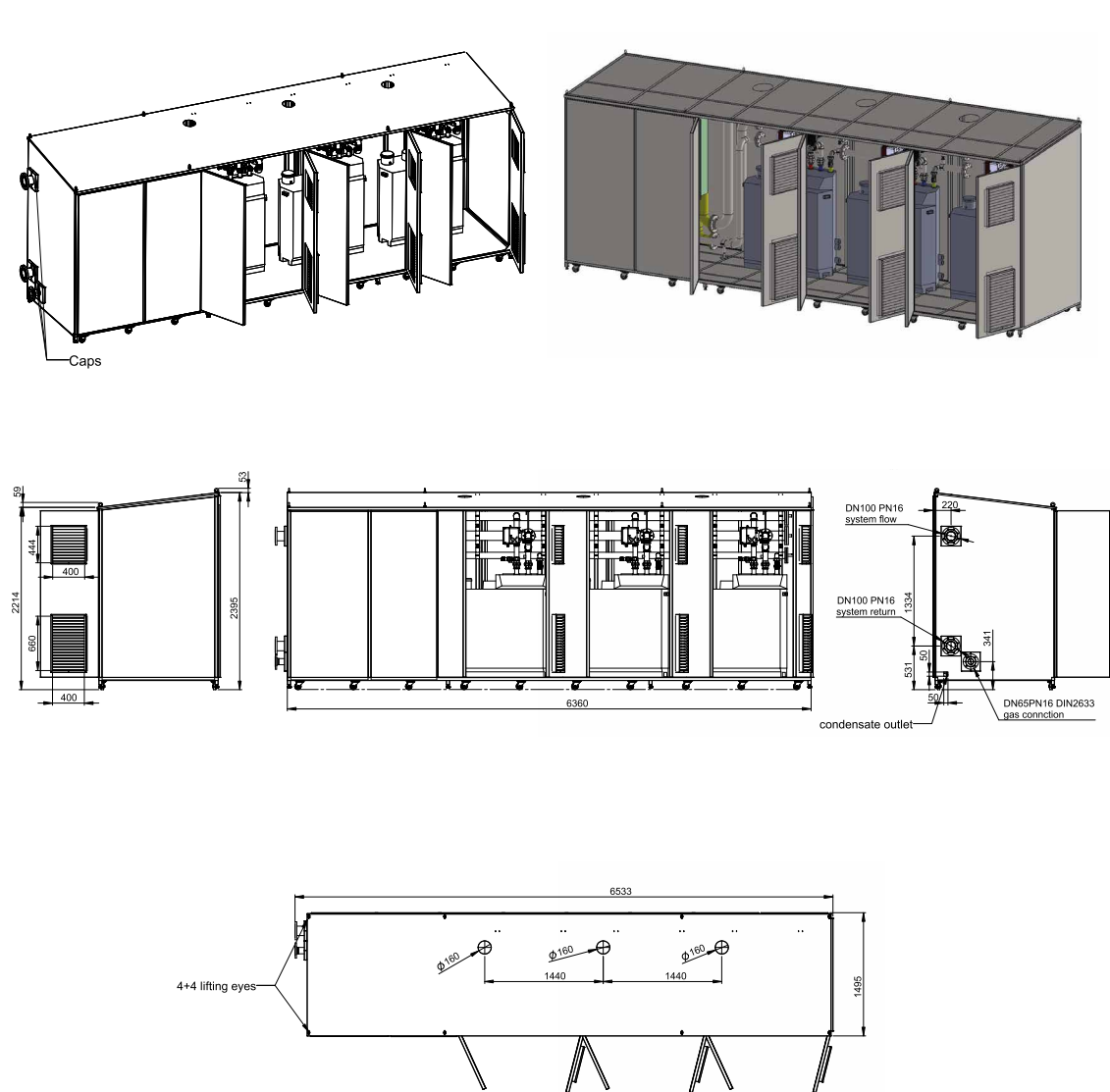


Bespoke rig systems:



These rigs are designed and manufactured to meet the exact requirements of each individual project so that they can be installed in a fraction of the time. This solution is particularly beneficial for organisations restricted to a small window of time in which to carry out installation.

Bespoke rig systems with PHE:



For more technical information, please visit [remeha.co.uk](http://remeha.co.uk)






Floor Standing Boiler

Gas 220 Ace

A premium floor-standing, high-efficiency boiler with an innovative, lightweight aluminium monobloc design for flexible space-saving configurations.



Pre-mix gas burner and one-piece cast aluminium heat exchanger



7 year parts and labour warranty\*



Cascade capability - find out more on page 84

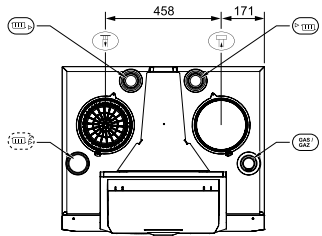
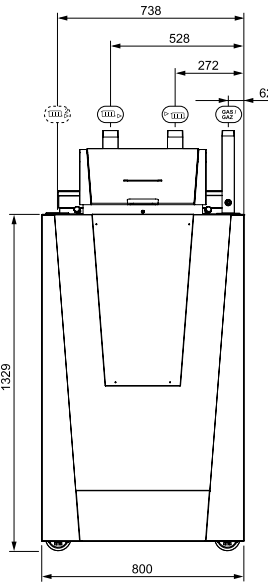
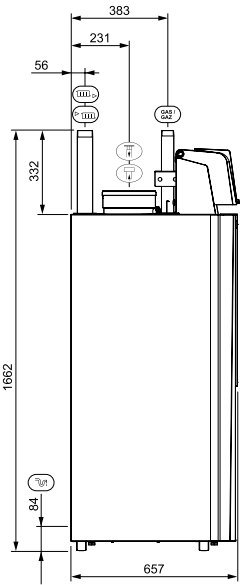
Technical information	Gas 220 Ace 160	Gas 220 Ace 200	Gas 220 Ace 250	Gas 220 Ace 300
Product code	7663312	7663313	7663316	7663317
<b>Performance</b>				
Nominal heat output central heating operation @ 80/60°C (kW) (min/max)	31.5-152.1	39.4-194.4	49.2-243.3	59.0-290.9
Nominal heat output central heating operation @ 50/30°C (kW) (max)	34.7-161.1	43.2-209.8	54.1-261.0	65.0-310.7
Part L2 seasonal efficiency	95.9%	95.5%	95.6%	95.8%
Efficiency - full load 100% NCV	97.5%	97.2%	97.3%	97.3%
Efficiency - part load 30% NCV	108.5%	108.0%	108.2%	108.4%
<b>Gas</b>				
Gas consumption NG (m³/hr)	3.4-16.5	4.2-21.2	5.3-26.5	6.4-31.6
Gas consumption LPG (m³/hr)	1.4-6.3	1.6-8.2	2.1-10.2	2.8-12.2
<b>Hydraulics</b>				
Nominal flow rate 20°C Δt (l/s)	1.82	2.33	2.91	3.48
Hydraulic resistance @ 20°C Δt (mbar)	190	100	150	200
Water content (litres)	17	33	33	33
Standard operating temperature (°C)	20-90	20-90	20-90	20-90
Min/max water operating pressure (bar)	0.8-5.0	0.8-6.0	0.8-6.0	0.8-6.0

\* Warranty subject to our commissioning.

For more technical information, please visit [remeha.co.uk](http://remeha.co.uk)



General	Gas 220 Ace 160	Gas 220 Ace 200	Gas 220 Ace 250	Gas 220 Ace 300
Dimensions (W x H x D) (mm)	800 x 1,662 x 657	800 x 1,662 x 657	800 x 1,662 x 657	800 x 1,662 x 657
Appliance dry weight (kg)	205	245	245	245
BREEAM credits	n/a	n/a	n/a	n/a
NO <sub>x</sub> emissions BREEAM - NG mg/kWh (dry, 0% O <sub>2</sub> ) Class 6	22	40	38	35
Noise levels dB(A) @ 1 metre	58.7	59.7	63.8	63.8
<b>Electrical</b>				
Nominal power supply	230V x 1ph x 50Hz	230V x 1ph x 50Hz	230V x 1ph x 50Hz	230V x 1ph x 50Hz
Power consumption (W)	47-275	57-204	57-323	48-343



Full range of accessories available - including cascade kits, low loss headers and plate heat exchangers, flues and fluecades, system controls and pressurisation kits. Find out more at [remeha.co.uk](http://remeha.co.uk)



# Gas 220 Ace cascades

Summary of in-line and back-to-back cascade options.



When installing two to eight boilers, our product range includes systems that are very comprehensive and easy to install. The hydraulic and gas system can be put together entirely without welding, using screw connections, compression connections and flanges. The individual components of the cascade system are available for independent cascade installation.

## Gas 220 Ace cascade table dimensions DN 100

Boiler models	Cascade layout	Boiler modules	System connections EN1092 - 1	Gas connections EN1092 - 1	Dimensions W x D x H (mm)
All models	In-line	1	DN125 PN16 DIN 2633	DN65 PN16	2,245 x 874 x 2,282
All models	In-line	2	DN125 PN16 DIN 2633	DN65 PN16	3,145 x 874 x 2,282
All models	In-line	3	DN125 PN16 DIN 2633	DN65 PN16	4,045 x 874 x 2,282
All models	In-line	4	DN125 PN16 DIN 2633	DN65 PN16	4,945 x 874 x 2,282
All models	Back-to-back	2	DN125 PN16 DIN 2633	DN65 PN16	2,245 x 1,483 x 2,282
All models	Back-to-back	3	DN125 PN16 DIN 2633	DN65 PN16	3,145 x 1,483 x 2,282
All models	Back-to-back	4	DN125 PN16 DIN 2633	DN65 PN16	3,145 x 1,483 x 2,282
160, 200, 250	Back-to-back	5	DN125 PN16 DIN 2633	DN65 PN16	4,045 x 1,483 x 2,282
160, 200	Back-to-back	6	DN125 PN16 DIN 2633	DN65 PN16	4,045 x 1,483 x 2,282
160	Back-to-back	7	DN125 PN16 DIN 2633	DN65 PN16	4,945 x 1,483 x 2,282

## Gas 220 Ace cascade table dimensions DN 150

Boiler models	Cascade layout	Boiler modules	System connections EN1092 - 1	Gas connections EN1092 - 1	Dimensions W x D x H (mm)
300	Back-to-back	5	DN125 PN16 DIN 2633	DN100 PN16	4,273 x 1,594 x 2,386
250, 300	Back-to-back	6	DN125 PN16 DIN 2633	DN100 PN16	4,273 x 1,594 x 2,386
200, 250, 300	Back-to-back	7	DN125 PN16 DIN 2633	DN100 PN16	5,173 x 1,594 x 2,386
All models	Back-to-back	8	DN125 PN16 DIN 2633	DN100 PN16	5,173 x 1,594 x 2,386

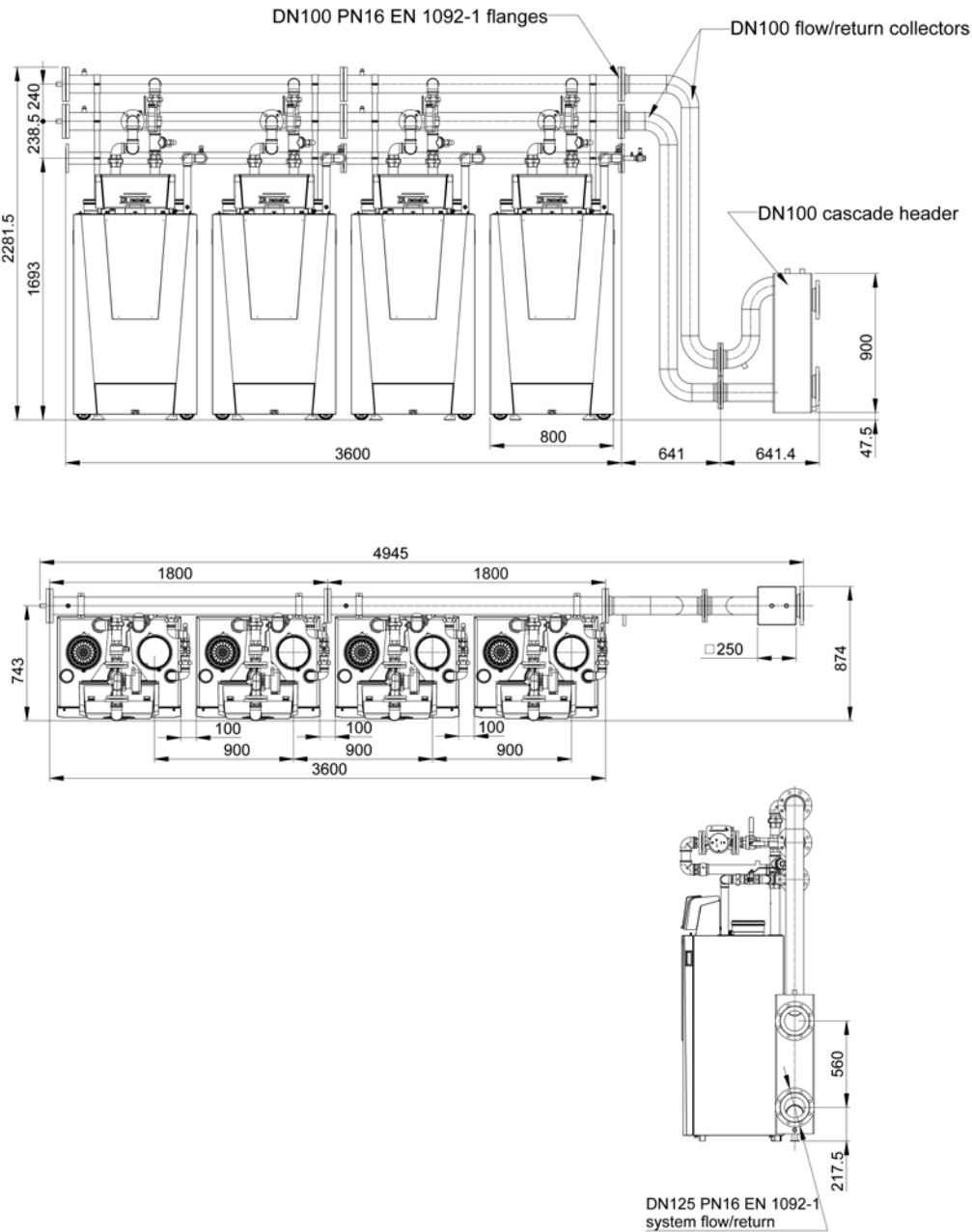
**Notes:** A technical clearance of at least 1,100mm is required at the front (service side) of the boilers.  
Refer to our Building Information Model (BIM) files for dimensional clearances around the cascade system.  
A minimum clearance of 100mm is required for the last boiler opposite the low loss header.  
A minimum clearance of 50mm is required at the back of the cascade boilers (In-line boilers only).

For more technical information, please visit [remeha.co.uk](https://remeha.co.uk)



# Gas 220 Ace cascades

In-line cascade option for four boilers.



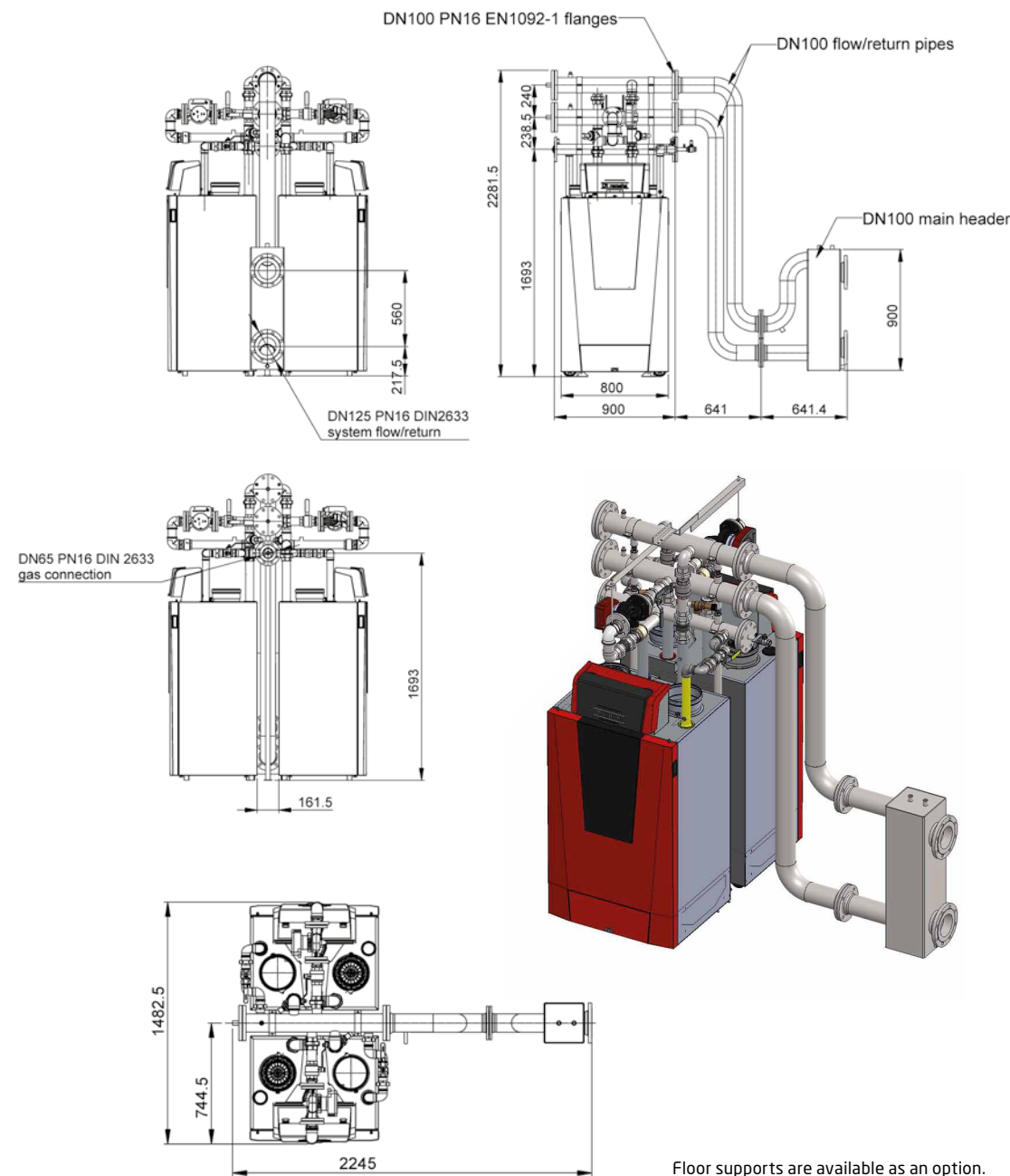
For more technical information, please visit [remeha.co.uk](https://remeha.co.uk)





# Gas 220 Ace cascades

Back-to-back cascade option for two boilers.

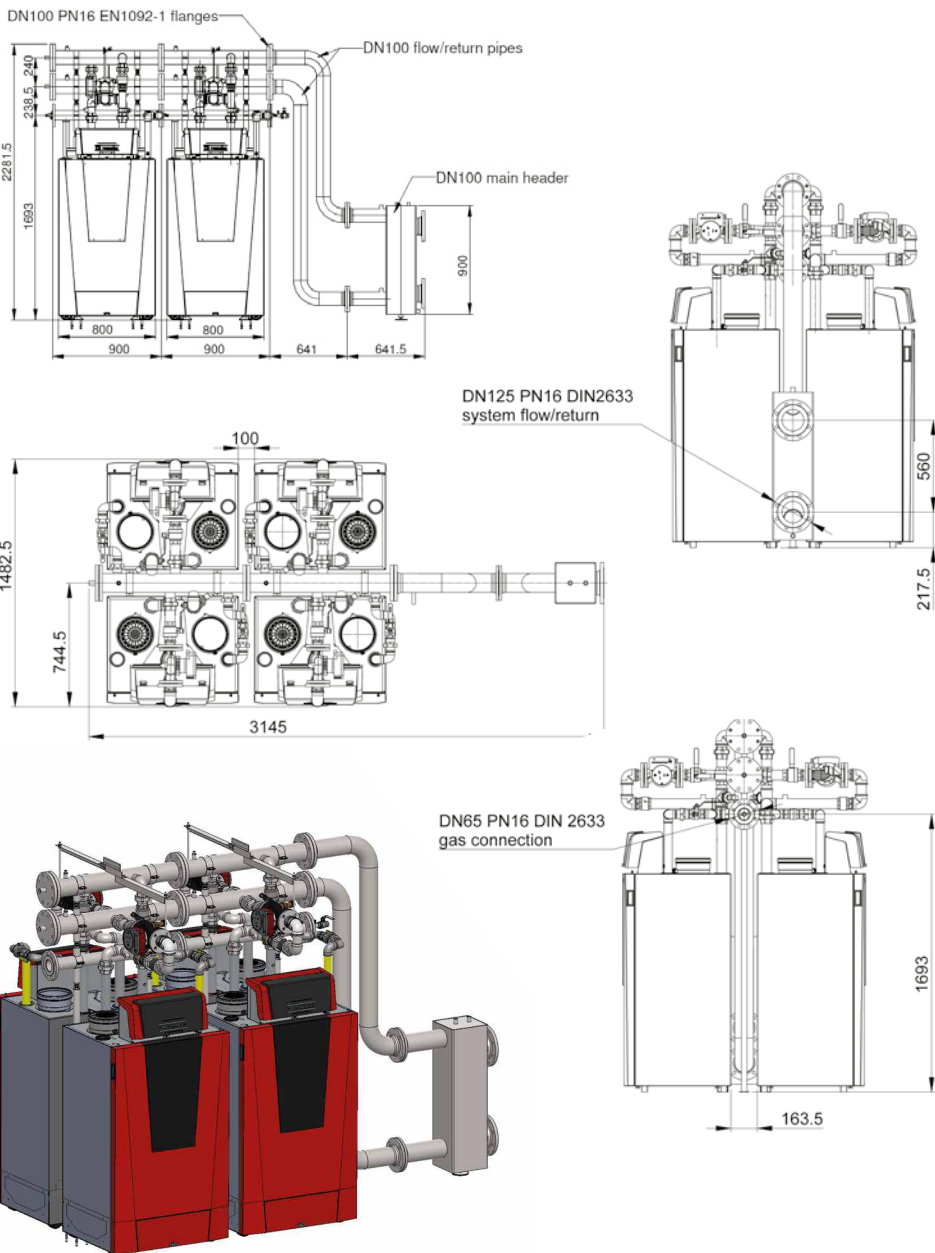


For more technical information, please visit [remeha.co.uk](http://remeha.co.uk)



# Gas 220 Ace cascades

Back-to-back cascade option for four boilers.



Floor supports are available as an option. They are not included in the standard kit.

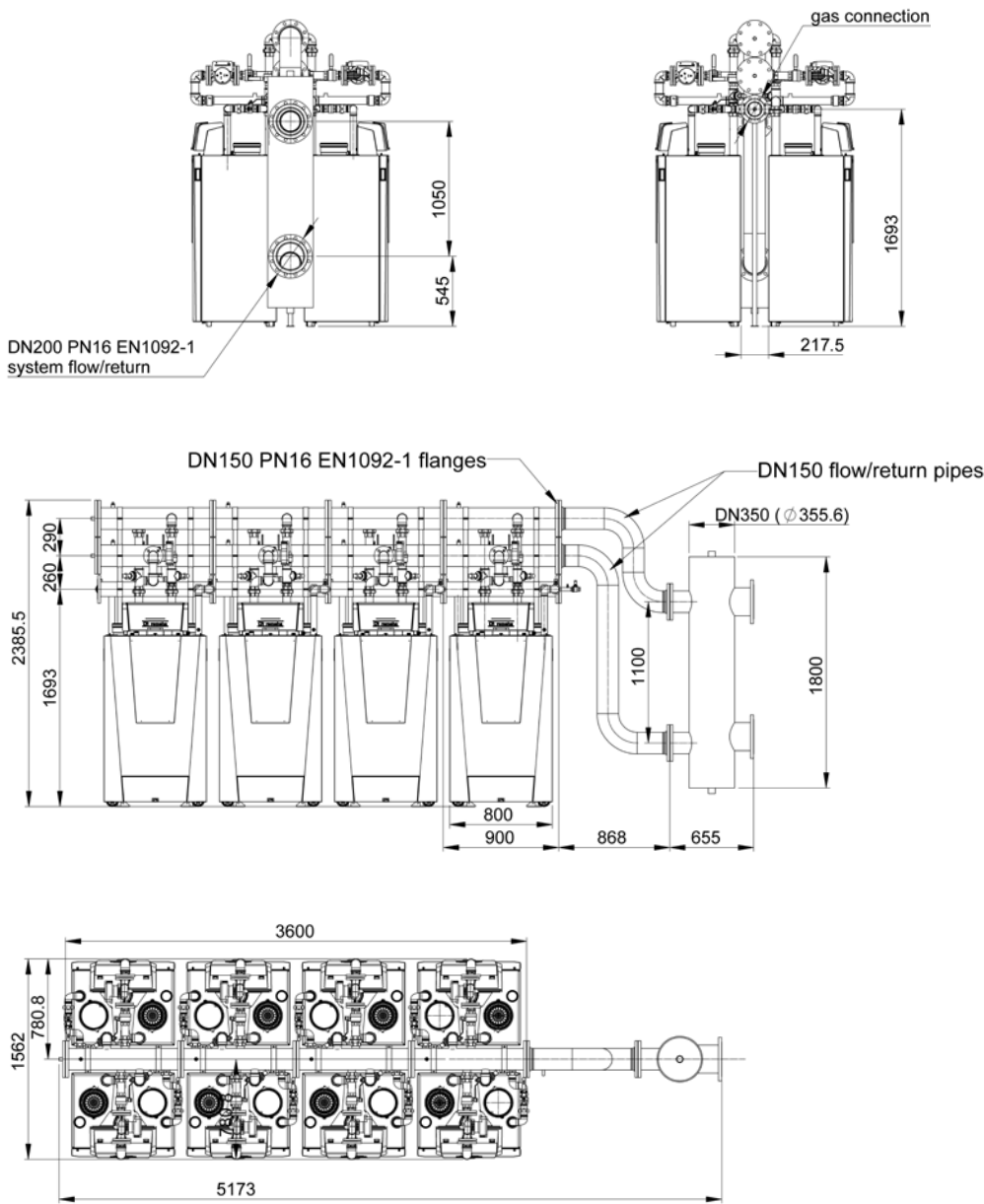
For more technical information, please visit [remeha.co.uk](http://remeha.co.uk)





# Gas 220 Ace cascades

Back-to-back cascade option for eight boilers.



Floor supports are available as an option.  
They are not included in the standard kit.

For more technical information, please visit [remeha.co.uk](http://remeha.co.uk)





Floor Standing Boiler

Gas 320 Ace

Pre-assembled, free-standing, high-efficiency condensing boiler range, delivered on wheels for easy manoeuvrability into the plant room.



Pre-mix gas burner and one-piece cast aluminium heat exchanger



7 year parts and labour warranty\*

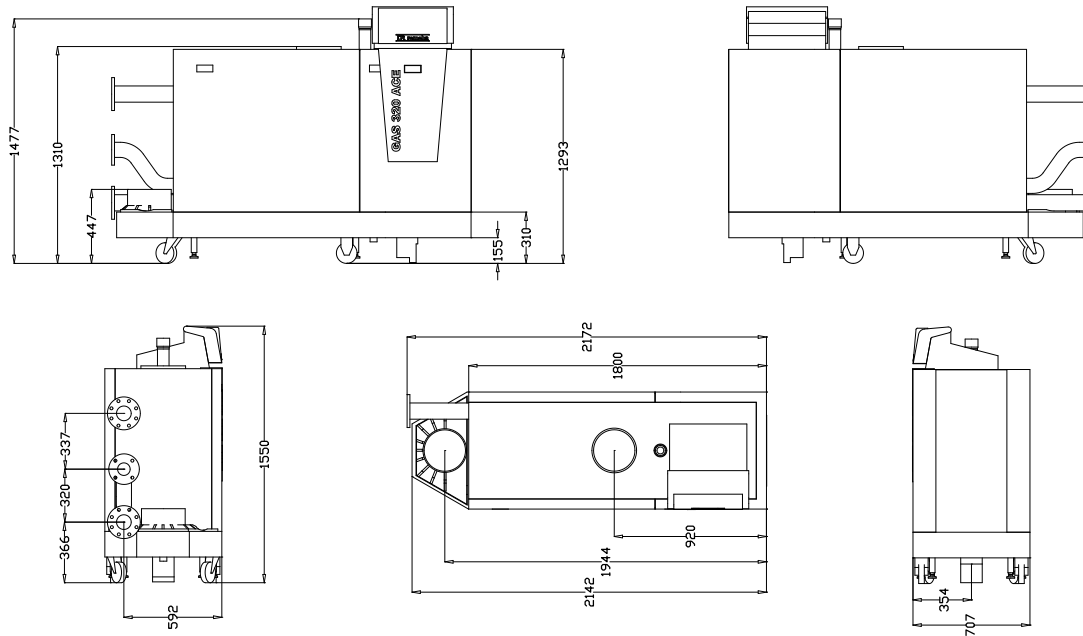
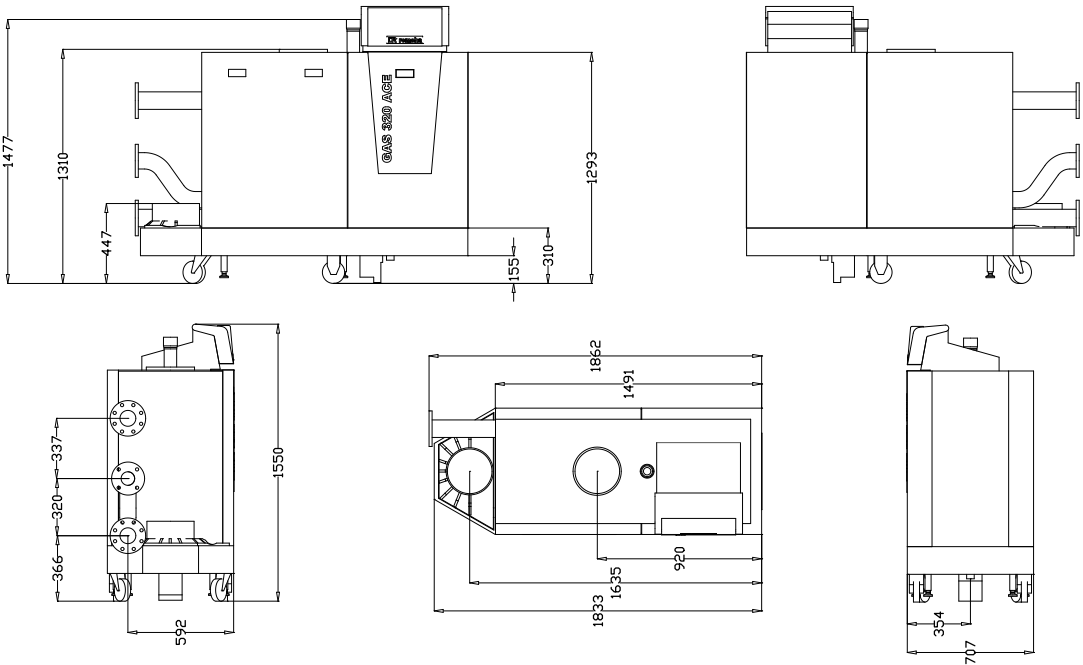


Secondary returns available\*\*

Technical information	Gas 320 Ace 5 Section	Gas 320 Ace 6 Section	Gas 320 Ace 7 Section	Gas 320 Ace 8 Section	Gas 320 Ace 9 Section	Gas 320 Ace 10 Section
Nominal heat output central heating operation @ 80/60°C (kW) (min/max)	51-260.7	64.8-326.7	78.6-394.8	91.5-461.0	105.5-530.4	118.7-600.9
Nominal heat output central heating operation @ 50/30°C (kW) (max)	278.8	350.3	424.5	497.1	573.5	651.5
SBEM seasonal efficiency GCV	96.48%	96.34%	96.19%	96.05%	95.89%	95.75%
Efficiency - full load 100% NCV	98.00%	98.10%	98.20%	98.30%	98.40%	98.50%
Efficiency - Part load 30% NCV	109.20%	109.00%	108.80%	108.60%	108.30%	108.10%
Gas consumption NG (m³/hr)	5.7-28.1	7.2-35.2	8.7-42.5	10.1-49.6	11.5-57.0	12.9-64.6
Gas consumption LPG (m³/hr)	n/a	n/a	n/a	n/a	n/a	n/a
Nominal flow rate 20°C Δt (l/s)	3.1	3.9	4.7	5.5	6.3	7.1
Hydraulic resistance @ 20°C Δt (mbar)	113	110	120	110	125	130
Water content (litres)	49	60	71	82	93	104
Standard operating temperature (°C)	20-90	20-90	20-90	20-90	20-90	20-90
Min/max water operating pressure (bar)	0.8-7.0	0.8-7.0	0.8-7.0	0.8-7.0	0.8-7.0	0.8-7.0
Dimensions (W x H x D) (mm)	707 x 1,550 x 1,862	707 x 1,550 x 1,862	707 x 1,550 x 1,862	707 x 1,550 x 2,172	707 x 1,550 x 2,172	707 x 1,550 x 2,172
Appliance dry weight (kg)	366	400	435	497	533	570
BREEAM credits***	2	2	2	2	2	2
NO <sub>x</sub> annual emissions BREEAM EN15502 - NG mg/kWh (dry, 0% O <sub>2</sub> ) Class 6	15	16	16	17	18	18
Noise levels dB(A) @ 1 metre	55.7	55.7	55.7	55.7	55.7	55.7
Nominal power supply	230V x 1ph x 50Hz	230V x 1ph x 50Hz	230V x 1ph x 50Hz	230V x 1ph x 50Hz	230V x 1ph x 50Hz	230V x 1ph x 50Hz
Power consumption (W)	10-280	9-345	10-450	10-576	10-768	10-720

\* Warranty subject to our commissioning.  
\*\* For more information about second returns, please speak to your Remeha expert.  
\*\*\* Two BREEAM credits when the boiler is configured at commissioning, as per commissioning instructions.

For more technical information, please visit [remeha.co.uk](http://remeha.co.uk)



Right hand connections	Product code	Left hand connections	Product code
Gas 320 Ace 5 section	7752866-01	Gas 320 Ace 5 section	7752866-02
Gas 320 Ace 6 section	7752867-01	Gas 320 Ace 6 section	7752867-02
Gas 320 Ace 7 section	7752868-01	Gas 320 Ace 7 section	7752868-02
Gas 320 Ace 8 section	7752869-01	Gas 320 Ace 8 section	7752869-02
Gas 320 Ace 9 section	7752870-01	Gas 320 Ace 9 section	7752870-02
Gas 320 Ace 10 section	7752871-01	Gas 320 Ace 10 section	7752871-02

Full range of accessories available - including cascade kits, low loss headers and plate heat exchangers, flues and fluecades, system controls and pressurisation kits. Find out more at [remeha.co.uk](http://remeha.co.uk)



Floor Standing Boiler

Gas 620 Ace

Pre-assembled, free-standing, high-efficiency condensing boiler range, delivered on wheels for easy manoeuvrability into the plant room.



Pre-mix gas burner and one-piece cast aluminium heat exchanger



7 year parts and labour warranty\*



Secondary returns available\*\*

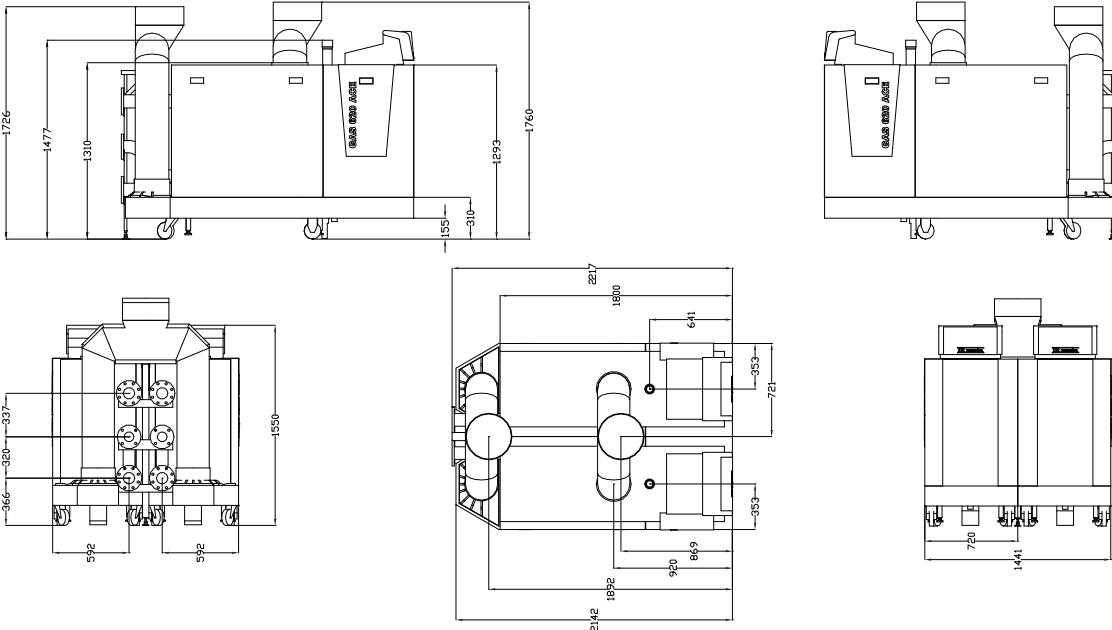
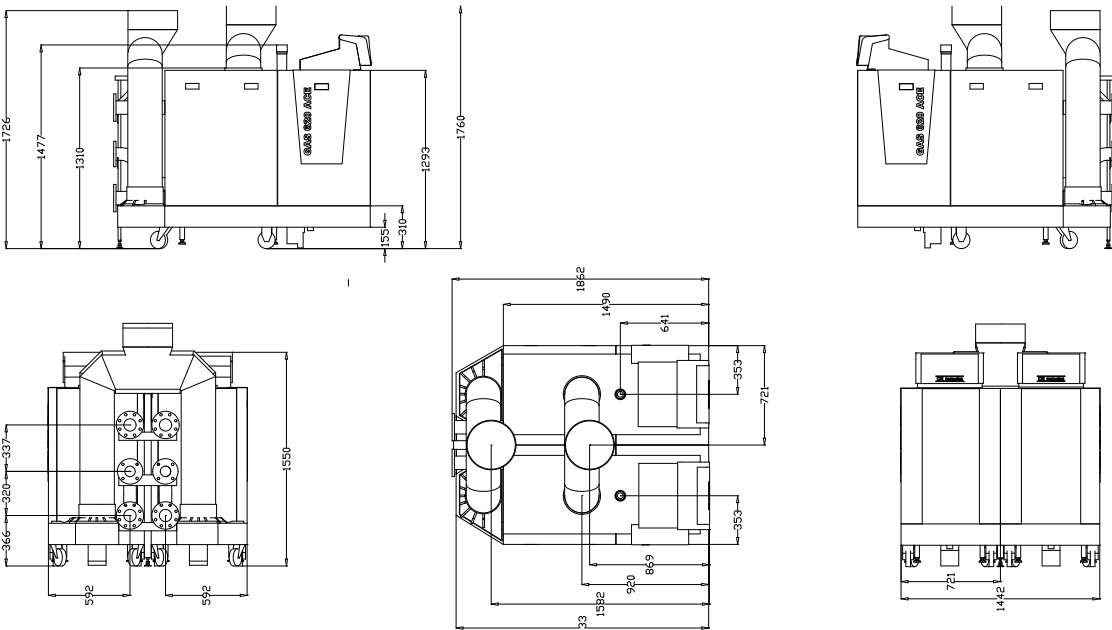
Technical information	Gas 620 Ace 5 Section	Gas 620 Ace 6 Section	Gas 620 Ace 7 Section	Gas 620 Ace 8 Section	Gas 620 Ace 9 Section	Gas 620 Ace 10 Section
Product code	7752872	7752873	7752874	7752876	7752877	7752878
Performance						
Nominal heat output central heating operation @ 80/60°C (kW) (min/max)	75.8-521.4	86.7-653.3	122.6-789.5	122.3-922.1	148.1-1,060.8	165.4-1,201.7
Nominal heat output central heating operation @ 50/30°C (kW) (max)	557.50	700.60	849.00	994.30	1,147.00	1,303.00
SBEM seasonal efficiency GCV	96.48%	96.34%	96.19%	96.05%	95.89%	95.75%
Efficiency - full load 100% NCV	98.00%	98.10%	98.20%	98.30%	98.40%	98.50%
Efficiency - part load 30% NCV	109.20%	109.00%	108.80%	108.60%	108.30%	108.10%
Gas						
Gas consumption NG (m³/hr)	8.5-56.3	9.6-70.5	13.5-85.1	13.4-99.3	16.2-114.1	18-129.1
Gas consumption LPG (m³/hr)	n/a	n/a	n/a	n/a	n/a	n/a
Hydraulics						
Nominal flow rate 20°C Δt per module (l/s)	3.1	3.9	4.7	5.5	6.3	7.1
Hydraulic resistance @ 20°C Δt per module (mbar)	113	110	120	110	125	130
Water content (litres)	49	60	71	82	93	104
Standard operating temperature (°C)	20-90	20-90	20-90	20-90	20-90	20-90
Min/max water operating pressure (bar)	0.8-7.0	0.8-7.0	0.8-7.0	0.8-7.0	0.8-7.0	0.8-7.0
Power consumption (W)	20-560	18-690	20-900	20-1,152	20-1,536	20-1,440

\* Warranty subject to our commissioning.

\*\* For more information about second returns, please speak to your Remeha expert.

\*\*\* Two BREEAM credits when the boiler is configured at commissioning, as per commissioning instructions.

For more technical information, please visit [remeha.co.uk](http://remeha.co.uk)



General	Gas 620 Ace 5 Section	Gas 620 Ace 6 Section	Gas 620 Ace 7 Section	Gas 620 Ace 8 Section	Gas 620 Ace 9 Section	Gas 620 Ace 10 Section
Dimensions (W x H x D) (mm)	1,442 x 1,550 x 1,862	1,442 x 1,550 x 1,862	1,442 x 1,550 x 1,862	1,442 x 1,550 x 2,172	1,442 x 1,550 x 2,172	1,442 x 1,550 x 2,172
Appliance dry weight (kg)	711	775	841	961	1,029	1,099
BREEAM credits***	2	2	2	2	2	2
NO <sub>x</sub> annual emissions BREEAM EN15502 - NG mg/kWh (dry, 0% O <sub>2</sub> ) Class 6	15	16	16	17	18	18
Noise levels dB(A) @ 1m	58.1	58.1	58.1	57.8	57.8	57.8
Electrical						
Nominal power supply	2 x 230V x 1ph x 50Hz	2 x 230V x 1ph x 50Hz	2 x 230V x 1ph x 50Hz	2 x 230V x 1ph x 50Hz	2 x 230V x 1ph x 50Hz	2 x 230V x 1ph x 50Hz
Power consumption (W)	20-560	18-690	20-900	20-1,152	20-1,536	20-1,440

Full range of accessories available - including cascade kits, low loss headers and plate heat exchangers, flues and fluecades, system controls and pressurisation kits. Find out more at [remeha.co.uk](http://remeha.co.uk)






Wall Hung Boiler

Paramount five

Wall-hung condensing gas boiler range that’s meticulously designed using the latest tried and tested technology to maximise efficiency.



Highly efficient, lightweight, aluminium heat exchanger



5 year parts and labour warranty\*



Cascade capability - find out more on page 96

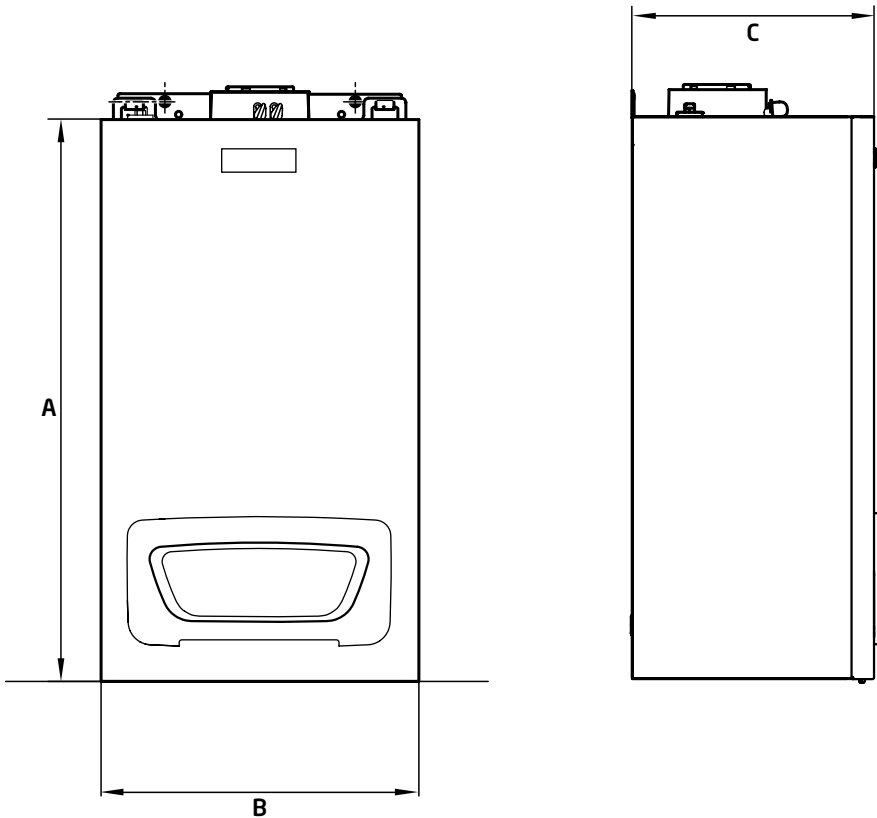
Technical information	Paramount five 50	Paramount five 60	Paramount five 80	Paramount five 95	Paramount five 115
Product code	7709610	7702493	7702494	7702495	7702496
Performance					
Nominal heat output central heating operation @ 80/60°C (kW)	48.7	56.4	74.9	92.5	111.7
Nominal heat output central heating operation @ 50/30°C (kW)	52.1	60.4	80.2	98.6	119.3
Part L2 seasonal efficiency	95.6%	95.7%	96.2%	95.8%	95.7%
Efficiency - full load 100% GCV	93.9%	93.8%	93.8%	93.5%	93.5%
Efficiency - part Load 30% GCV	97.9%	97.8%	97.8%	98.0%	97.8%
Gas					
Gas consumption NG (m³/hr)	5.3	6.1	8.1	10.1	12.2
Gas consumption LPG (m³/hr)	3.89	4.51	5.98	7.38	8.94
Hydraulics					
Nominal flow rate 20°C Δt (l/s)	0.91	0.67	0.89	1.1	1.34
Hydraulic resistance @20°C Δt (kPa)	6.2	6.8	8.5	12.5	17.8
Water content (litres)	4.7	4.7	5.8	7.8	7.8
Maximum operating temperature (°C)	85	85	85	85	85
Min/max water operating pressure (bar)	1.0-4.0	1.0-4.0	1.0-4.0	1.0-4.0	1.0-4.0
General					
Appliance dry weight (kg)	61	61	72	84	84
BREEAM credits	2	2	2	1	1
NO <sub>x</sub> emissions BREEAM EN15502 - NG mg/kWh (dry. 0% O <sub>2</sub> ) Class 6	20	20	20	25	30
Noise levels dB(A) @ 1 metre	55	55	55	58	60

\* Warranty subject to our commissioning.

For more technical information, please visit [pottertoncommercial.co.uk](http://pottertoncommercial.co.uk)



Electrical	Paramount Five 50	Paramount Five 60	Paramount Five 80	Paramount Five 95	Paramount Five 115
Nominal power supply	230V x 1ph x 50Hz	230V x 1ph x 50Hz	230V x 1ph x 50Hz	230V x 1ph x 50Hz	230V x 1ph x 50Hz
Power consumption (W)	83	83	108	160	196



Dimensions	Paramount five 50	Paramount five 60	Paramount five 80	Paramount five 95	Paramount five 115
Height (A) (mm)	852	852	852	852	852
Width (B) (mm)	480	480	480	480	480
Depth (C) (mm)	447	447	542	570	570
Clearances					
Bottom (mm)	500	500	500	500	500
Left hand (mm)	20	20	20	20	20
Front (mm)	600	600	600	600	600
Right hand (mm)	20	20	20	20	20
Top (mm)	400	400	400	400	400

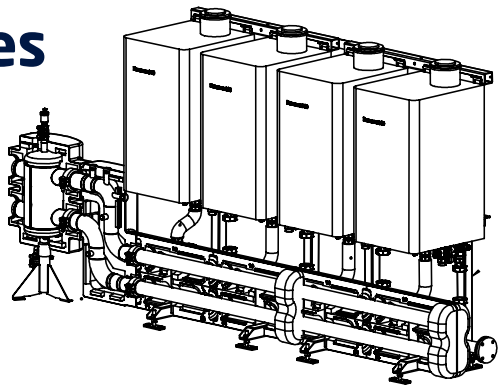
Full range of accessories available - including cascade kits, low loss headers and plate heat exchanger kits, flues and fluecades, and system controls. Find out more at [pottertoncommercial.co.uk](http://pottertoncommercial.co.uk)



Cascades

Paramount five cascades

Compact, modular floor-standing cascade frame kit, spreading heat demand across up to four boilers. Adjustable mounting feet ensures stability for uneven surfaces.



Delivering a maximum output of 460kW



4.5:1 modulation ratio per boiler



Victaulic pipe fittings for quick and east jointing

Features

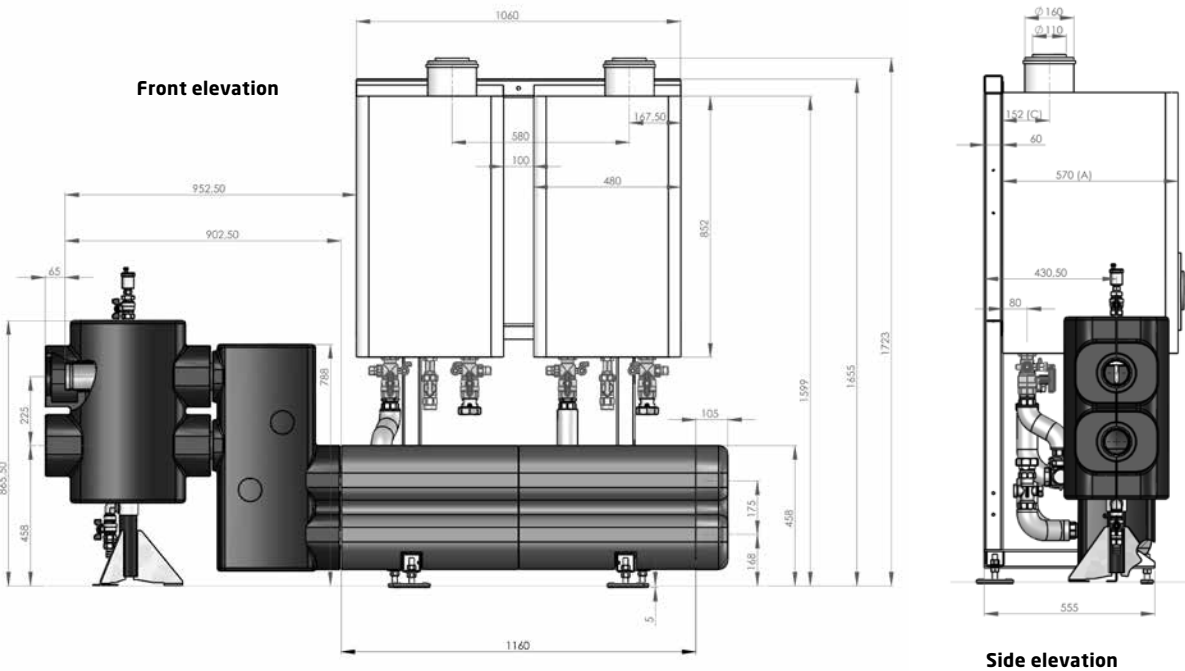
- Hydraulically sized flow/return manifolds
- Robust insulation kits for flow/return headers, including hydraulic manager
- Class A primary circulator pumps
- Steel gas manifold pipework with welded brackets
- Hydraulic system manager including air and dirt separation, and velocity management
- Magnetic filtration optional extra available
- Concentric and conventional flue options

Benefits

- Matches the designed total flow rate, whatever the system load
- Minimises heat loss
- ErP-ready
- Robust, durable flow/return and gas headers
- Protects boiler components by ensuring clean system water, removes air and prevents noise
- Additional protection for the boilers and system water
- Flexible siting, easy installation

Product codes

<b>In-line</b>	
2 x Paramount five 50, 60, 80, 95 or 115kW	5135496
3 x Paramount five 50, 60, 80, 95 or 115	5135497
4 x Paramount five 50, 60, 80, 95 or 115kW	5135498
4 x Paramount five 95 and 115kW	5135501
<b>Corner</b>	
4 x Paramount five 60 and 80 in a 2 boiler x 2 boiler corner group	5135502
4 x Paramount five 95 and 115 in a 2 boiler x 2 boiler corner group	5135503



For more technical information, please visit [pottertoncommercial.co.uk](https://pottertoncommercial.co.uk)





Wall Hung Boiler

Sirius three WH

Compact and lightweight, Sirius three WH condensing boilers offer a 9:1 modulation ratio to improve efficiency and boiler longevity.



Lightweight stainless steel heat exchanger



5 year parts and labour warranty\*

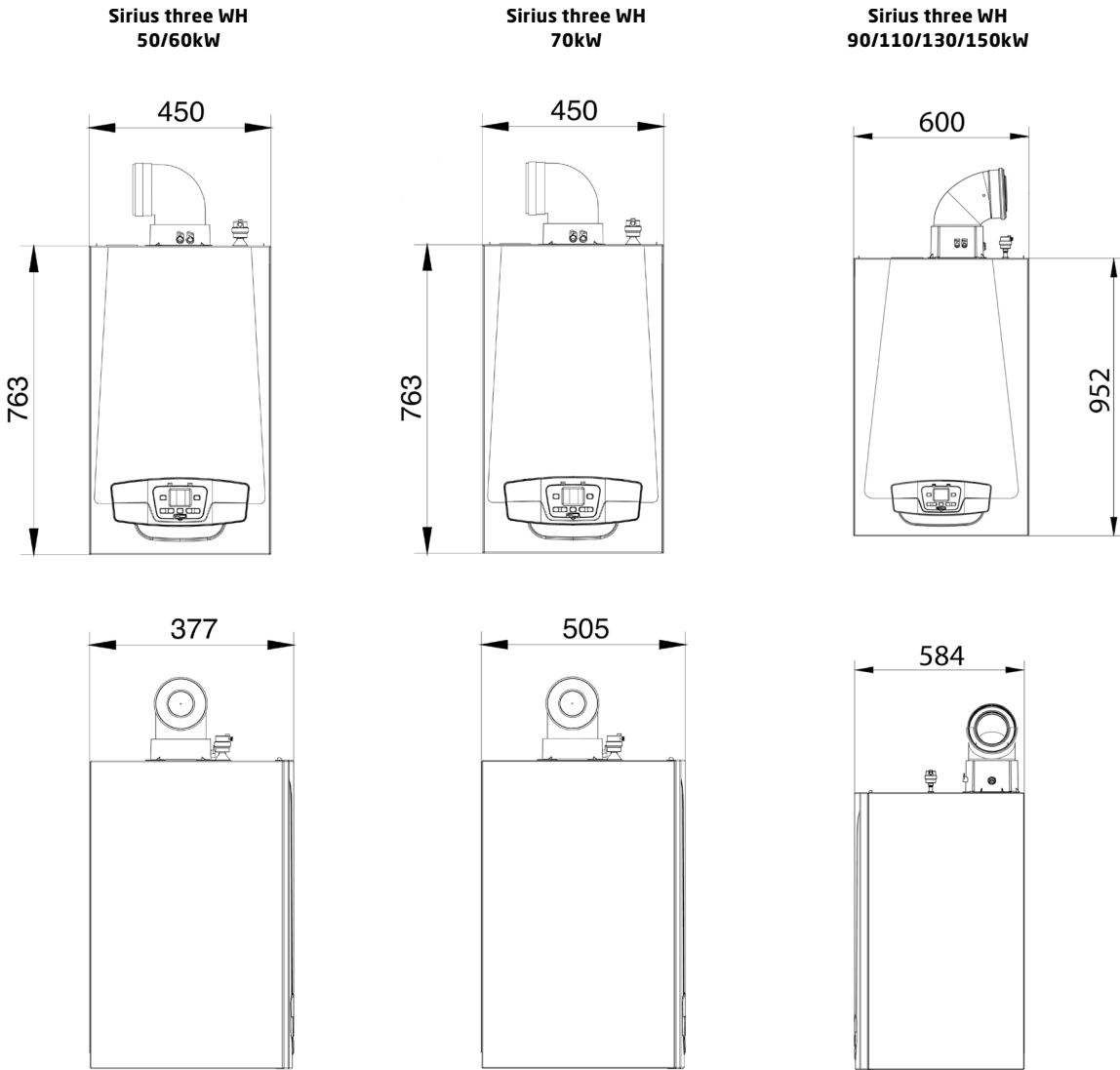


Cascade capability - find out more on page 100

Technical information	Sirius three WH 50	Sirius three WH 60	Sirius three WH 70	Sirius three WH 90	Sirius three WH 110	Sirius three WH 130	Sirius three WH 150
Product code	7705085	7705086	7705087	7705088	7705089	7704554	7704555
Performance							
Nominal heat output central heating operation @ 80/60°C (kW)	45.1	55.0	65.1	85.1	102.0	121.0	140.0
Nominal heat output central heating operation @ 50/30°C (kW)	48.6	59.4	70.3	92.2	110.20	130.00	150.00
Part L2 seasonal efficiency	96.60%	96.40%	96.10%	96.50%	96.40%	97.30%	97.30%
Efficiency - full load 100% GCV	87.80%	87.60%	87.60%	87.90%	87.60%	88.40%	88.40%
Efficiency - part load 30% GCV	97.10%	96.80%	96.50%	96.90%	96.80%	97.80%	97.80%
Gas							
Gas consumption NG (m³/hr)	4.9	5.98	7.07	9.25	11.1	13.1	15.1
Gas consumption LPG (m³/hr)	3.6	4.4	5.2	6.6	7.92	9.8	11.3
Hydraulics							
Nominal flow rate 20°C Δt (l/s)	0.54	0.66	0.78	1.02	1.22	1.56	2.03
Hydraulic resistance @ 20°C Δt (kPa)	48	55	30	22	22	41	41
Water content (litres)	4	5	6	9	10	10	11
Maximum operating temperature (°C)	85	85	85	85	85	85	85
Min/max water operating pressure (bar)	1.0-4.0	1.0-4.0	1.0-4.0	1.0-4.0	1.0-4.0	1.0-6.0	1.0-6.0

\* Warranty subject to our commissioning.

For more technical information, please visit [pottertoncommercial.co.uk](http://pottertoncommercial.co.uk)



General	Sirius three WH 50	Sirius three WH 60	Sirius three WH 70	Sirius three WH 90	Sirius three WH 110	Sirius three WH 130	Sirius three WH 150
Dimensions (W x H x D) (mm)	450 x 763 x 377	450 x 763 x 377	450 x 763 x 505	600 x 952 x 584	600 x 952 x 584	600 x 952 x 584	600 x 952 x 584
Appliance dry weight (kg)	40	40	50	83	93	93	96
BREEAM credits	1	1	1	1	2	2	2
NO <sub>x</sub> emissions BREEAM EN15502 - NG mg/kWh (dry, 0% O <sub>2</sub> ) Class 6	29	31	31	31	22	17	23
Noise levels dB(A) @ 1 metre	62	59	62	63	63	60	64
Electrical							
Nominal power supply	230V x 1ph x 50hz	230V x 1ph x 50hz	230V x 1ph x 50hz	230V x 1ph x 50hz	230V x 1ph x 50hz	230V x 1ph x 50hz	230V x 1ph x 50hz
Power consumption (W)	80	95	95	130	165	187	283

Full range of accessories available - including cascade kits, low loss headers and plate heat exchanger kits, flues and fluecades, and system controls. Find out more at [pottertoncommercial.co.uk](http://pottertoncommercial.co.uk)



Cascades

Sirius three WH cascades

The Sirius three WH cascade frame kit can accommodate up to six boilers, spreading heat demand across multiple boilers.



Delivering a maximum output of 750kW



Up to 9:1 modulation ratio



ErP compliant cascade frame kit

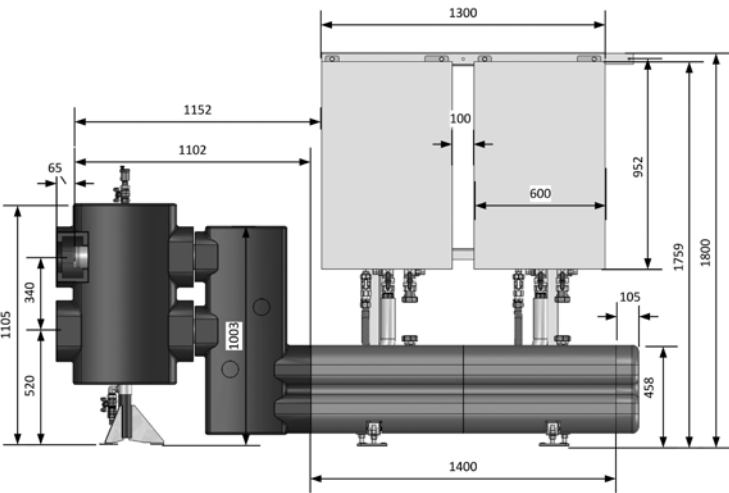
Features

Compact, modular floor-standing framework
Adjustable mounting feet
Hydraulically sized flow/return manifolds
Victaulic pipe fittings
Robust insulation kits for flow/return headers, including hydraulic manager
Class A primary circulator pumps
Steel gas manifold pipework with welded brackets
Hydraulic system manager including air and dirt separation, and velocity management
Magnetic filtration optional extra available
Concentric and conventional flue options

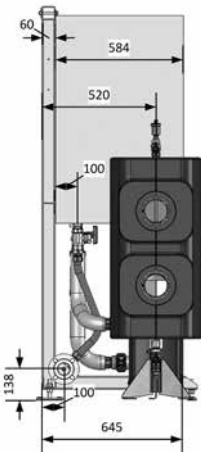
Benefits

Saves space and reduces installation time
Safe and stable for uneven surfaces
Matches the designed total flow rate, whatever the system load
Quick and easy jointing, saves time and effort
Minimises heat loss
ErP-ready
Robust, durable flow, return and gas headers
Protects boiler components by ensuring clean system and water and removes air, preventing noise
Additional protection for the boilers and system water
Flexible siting, easy installation

Front elevation\*



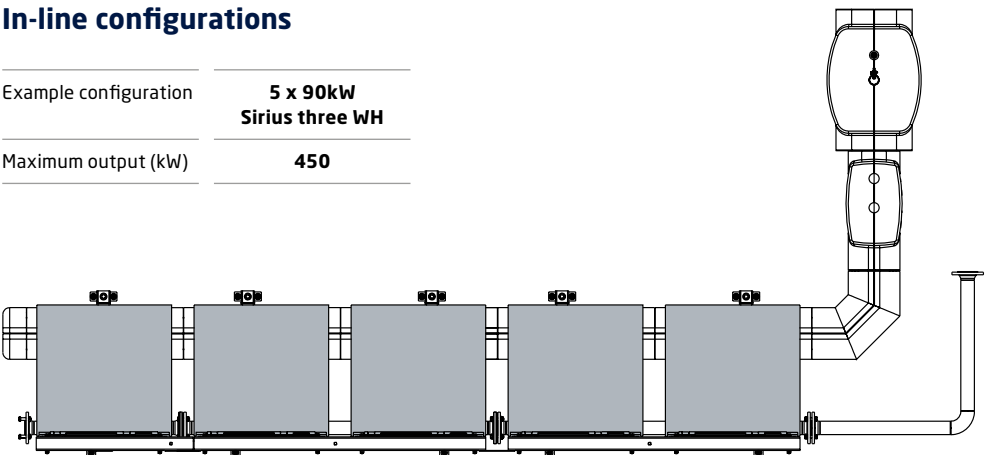
Side elevation\*



\* These drawings show an example of our x2 boiler Sirius two WH 90 and 110kW cascade frame kit solution. Other boiler and configuration options will vary in size.  
\* Subject to package option selected.  
† 130 and 150kW cascade systems only.

In-line configurations

Example configuration	5 x 90kW Sirius three WH
Maximum output (kW)	450



Item	Product codes - including low loss header					Product codes - excluding low loss header				
	2 boilers	3 boilers	4 boilers	5 boilers	6 boilers	2 boilers	3 boilers	4 boilers	5 boilers	6 boilers
Sirius 50kW	5141060	5141061	5141062	-	-	5141019	5141020	514021	-	-
Sirius 60kW	5141060	5141061	5141062	-	-	5141019	5141020	514021	-	-
Sirius 70kW	5141060	5141061	5141062	-	-	5141019	5141020	514021	-	-
Sirius 90kW	5141064	5141065	5141066	5141067	5141068	5141023	5141024	514025	514026	5141027
Sirius 110kW	5141064	5141065	5141066	5141067	5141068	5141023	5141024	514025	514026	5141027
Sirius 130kW	7718096	7718097	7718098	7718099	-	7718140	7718141	7718142	7718143	-
Sirius 150kW	7718096	7718097	7718098	7718099	-	7718140	7718141	7718142	7718143	-

Kit components

All cascade frame kits come with the below items as standard:

Floor-standing boiler frame
Flow/return pipework headers
Gas pipework header
Isolation valve kit for flow/return
Gas isolation valve kit
Grundfos primary loop pumps (controlled by boilers)
Prefabricated push fit-pipework insulation
Connection kit to low loss header*
Optional low loss header*
Concentric and conventional flue options

Cascade accessories†

Item	Product code
Magna 1 25-100 circulator pump	7717862
Magna 1 25-120 circulator pump	7717863
Magna 3 25-100 circulator pump	7717864
Magna 3 25-120 circulator pump	7717865
UPMXL 25-125 130 H3 circulator pump	7709445

Individual low loss headers

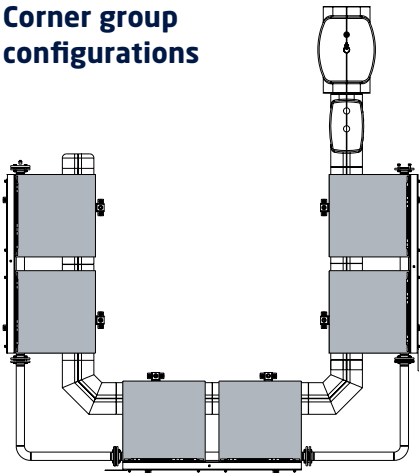
Item	Product code
Flow / return header DN50 - up to 125kW	5142190
Flow / return header DN65 - up to 330kW	5142191
Flow / return header DN80 - up to 440kW	5142192
Flow / return header DN100 - up to 700kW	5142193

For more technical information, please visit [pottertoncommercial.co.uk](http://pottertoncommercial.co.uk)

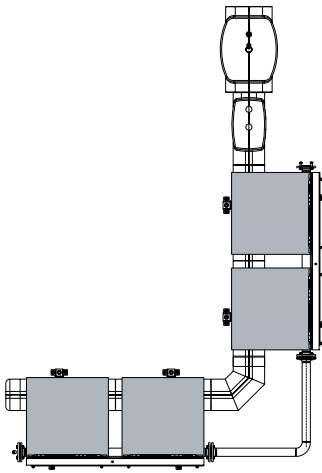




Corner group  
configurations



Example configuration	<b>6 x 110kW Sirius three WH</b>
Maximum output (kW)	<b>660</b>
System management	<b>Hydraulic</b>



Example configuration	<b>4 x 50kW Sirius three WH</b>
Maximum output (kW)	<b>200</b>
System management	<b>Hydraulic</b>

Product codes - including corner pieces

Including low loss header

Item	4 boilers	5 boilers	6 boilers (3 + 3)	6 boilers (2 + 4)	6 boilers (2 + 2 + 2)
Sirius 50kW	5141063	-	-	-	-
Sirius 60kW	5141063	-	-	-	-
Sirius 70kW	5141063	-	-	-	-
Sirius 90kW	514069	5141070	5141071	5141072	5141073
Sirius 110kW	514069	5141070	5141071	5141072	5141073
Sirius 130kW*	n/a	n/a	n/a	n/a	n/a
Sirius 150kW*	n/a	n/a	n/a	n/a	n/a

Excluding low loss header

Item	4 boilers	5 boilers	6 boilers (3 + 3)	6 boilers (2 + 4)	6 boilers (2 + 2 + 2)
Sirius 50kW	5141022	-	-	-	-
Sirius 60kW	5141022	-	-	-	-
Sirius 70kW	5141022	-	-	-	-
Sirius 90kW	5141028	5141029	5141030	5141031	5141032
Sirius 110kW	5141028	5141029	5141030	5141031	5141032
Sirius 130kW*	n/a	n/a	n/a	n/a	n/a
Sirius 150kW*	n/a	n/a	n/a	n/a	n/a

\* Sirius 130/150 models are not suitable for use with corner cascades.

For more technical information, please visit [pottertoncommercial.co.uk](http://pottertoncommercial.co.uk)



# Sirius three WH rig systems

Our flexible rigs arrive on site pre-assembled to significantly speed up installation time. This makes them perfectly suited to projects with plant room limitations and tight deadlines.



For large commercial or light industrial applications



For 90, 110, 130 and 150kW models



Up to 600kW cascade output

Features

- Turn-key solution delivered in 4-5 weeks
- 2, 3 or 4 boiler configurations available
- Designed as a complete package
- In-line or back-to-back configurations available
- Boilers can be taken offline for servicing independently
- Full dimensional, hydraulic and electrical schematics and BIM files supplied for every

Benefits

- Ready when you are, with no on-site fabrication required
- Flexibility for businesses of all sizes
- Rapid installation and commissioning
- Solutions for plant rooms of all shapes and sizes
- Minimal disruption or impact on system performance
- All the information you need, right at your fingertips



Complete pre-assembled solutions

- Each state-of-the-art controlled plant room system includes:
- Bespoke configuration of Sirius three wall-hung boilers
  - Boiler frame with insulated pipework set
  - Dosing pot
  - Smedegaard Pressurisation Unit
  - Low Loss Header or Plate Heat Exchanger
  - Grundfos pumps
  - Customised controls and panel

Full range of header types

Included in the Sirius WH rig system is the option of either a low loss header or plate heat exchanger. Units are generally pre-piped to a single balance header, with tapings configured to suit the site's requirements in terms of size, position and quantity.

Low loss header

Item	Product code
Sirius rig 2 x WH90 I/L +LLH	7764083
Sirius rig 3 x WH90 I/L +LLH	7764084
Sirius rig 4 x WH90 B2B +LLH	7764085
Sirius rig 2 x WH110 I/L +LLH	7764086
Sirius rig 3 x WH110 I/L +LLH	7764087
Sirius rig 4 x WH110 B2B +LLH	7764088
Sirius rig 2 x WH130 I/L +LLH	7764089
Sirius rig 3 x WH130 I/L +LLH	7764090
Sirius rig 4 x WH130 B2B +LLH	7764091
Sirius rig 2 x WH150 I/L +LLH	7764092
Sirius rig 3 x WH150 I/L +LLH	7764093
Sirius rig 4 x WH150 B2B +LLH	7764094

Plate heat exchanger

Item	Product code
Sirius rig 2 x WH90 I/L +PHEX	7764095
Sirius rig 3 x WH90 I/L +PHEX	7764096
Sirius rig 4 x WH90 B2B +PHEX	7764097
Sirius rig 2 x WH110 I/L +PHEX	7764098
Sirius rig 3 x WH110 I/L +PHEX	7764099
Sirius rig 4 x WH110 B2B +PHEX	7764100
Sirius rig 2 x WH130 I/L +PHEX	7764101
Sirius rig 3 x WH130 I/L +PHEX	7764102
Sirius rig 4 x WH130 B2B +PHEX	7764103
Sirius rig 2 x WH150 I/L +PHEX	7764104
Sirius rig 3 x WH150 I/L +PHEX	7764105
Sirius rig 4 x WH150 B2B +PHEX	7764106

Low loss header configuration example:

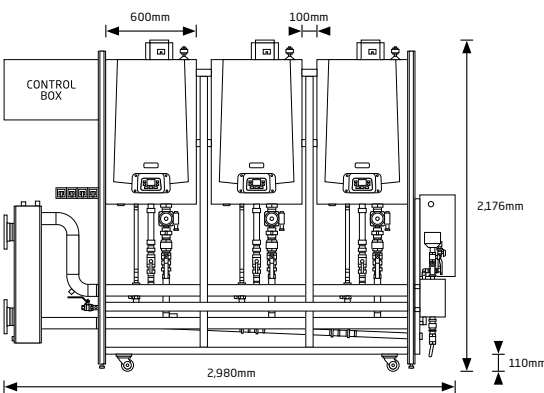
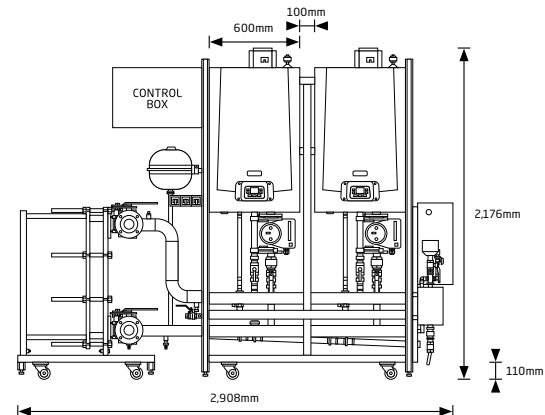


Plate heat exchanger configuration example:



For more technical information, please visit [pottertoncommercial.co.uk](http://pottertoncommercial.co.uk)





Floor Standing Boiler

Sirius three FS

Suitable for a range of projects including large domestic properties, small commercial premises and medium to large-sized applications.



Lightweight stainless steel heat exchanger



5 year parts and labour warranty\*



Cascade capability - find out more on page 108

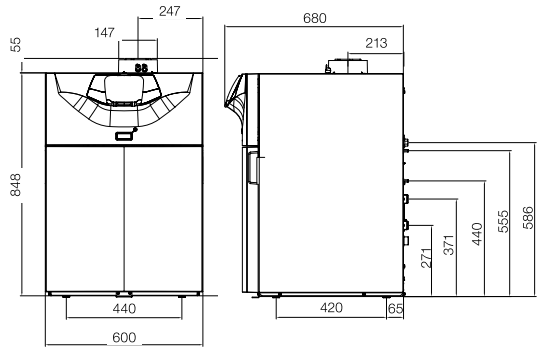
Technical information	Sirius three FS 50	Sirius three FS 70	Sirius three FS 90	Sirius three FS 110	Sirius three FS 130	Sirius three FS 150	Sirius three FS 200	Sirius three FS 250
Product code	7612359	7612361	7612362	7612364	7689660	7689661	7689662	7689663
Performance								
Nominal heat output central heating operation @ 80/60°C (kW)	45.1	65.1	85.1	102	121.5	140.3	185.9	232.8
Nominal heat output central heating operation @ 50/30°C (kW)	48.6	70.3	91.8	110.2	130.6	150.9	200	250
Part L2 seasonal efficiency	97.10%	96.90%	97.00%	96.90%	97.30%	97.30%	97.50%	97.50%
Efficiency - full load 100% GCV	87.80%	87.60%	87.70%	87.60%	88.40%	88.40%	87.70%	87.40%
Efficiency - part Load 30% GCV	97.10%	96.80%	96.90%	96.80%	97.80%	97.80%	98.30%	98.30%
Gas								
Gas consumption NG (m³/hr)	4.9	7.07	9.25	11.1	13.1	15.1	20.2	25.4
Gas consumption LPG (m³/hr)	3.59	5.19	6.79	8.15	9.8	11.3	14.8	18.6
Hydraulics								
Nominal flow rate 20°C Δt (l/s)	0.54	0.78	1.02	1.22	1.56	1.80	2.39	2.99
Hydraulic resistance @ 20°C Δt (kPa)	54	32	22	22	41	41	41	41
Water content (litres)	3	5	9	10	10	11	13	15
Maximum operating temperature (°C)	85	85	85	85	85	85	85	85
Min/max water operating pressure (bar)	1.0-4.0	1.0-4.0	1.0-4.0	1.0-4.0	1.0-6.0	1.0-6.0	1.0-6.0	1.0-6.0

\* Warranty subject to our commissioning.

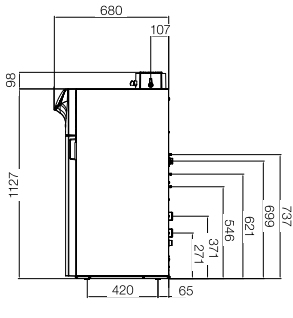
For more technical information, please visit [pottertoncommercial.co.uk](http://pottertoncommercial.co.uk)



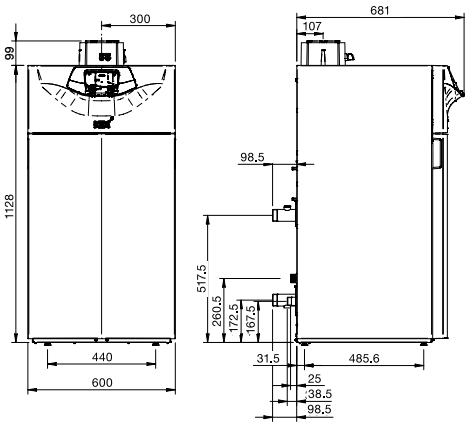
Sirius three FS 50/70kW



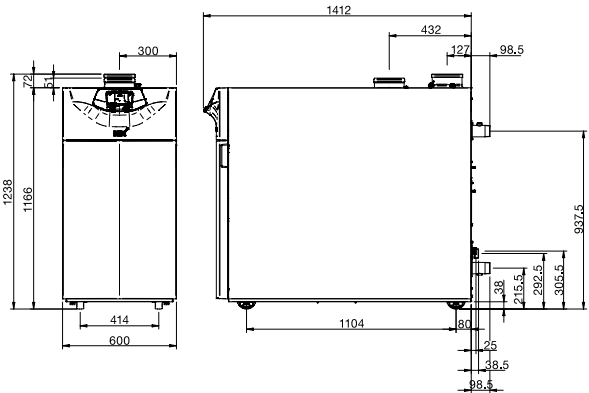
Sirius three FS 50/110kW



Sirius three FS 130/150kW



Sirius three FS 200/250kW



General	Sirius three FS 50	Sirius three FS 70	Sirius three FS 90	Sirius three FS 110	Sirius three FS 130	Sirius three FS 150	Sirius three FS 200	Sirius three FS 250
Dimensions (W x H x D) (mm)	600 x 903 x 680	600 x 903 x 680	600 x 1,127 x 680	600 x 1,127 x 680	600 x 1,227 x 681	600 x 1,227 x 681	600 x 1,238 x 1,410	600 x 1,238 x 1,410
Appliance dry weight (kg)	60	70	104	109	126	132	212	232
BREEAM credits	1	1	1	2	2	2	1	1
NO <sub>x</sub> emissions BREEAM EN15502 - NG mg/kWh (dry, 0% O <sub>2</sub> ) Class 6	27	31	36	22	17	23	37	39
Noise levels dB(A) @ 1m	61	64	TBC	TBC	60	63	65	68
Electrical								
Nominal power supply	230V x 1ph x 50Hz	230V x 1ph x 50Hz	230V x 1ph x 50Hz	230V x 1ph x 50Hz	230V x 1ph x 50Hz	230V x 1ph x 50Hz	230V x 1ph x 50Hz	230V x 1ph x 50Hz
Power consumption (W)	100	117	146	185	187	283	242	369

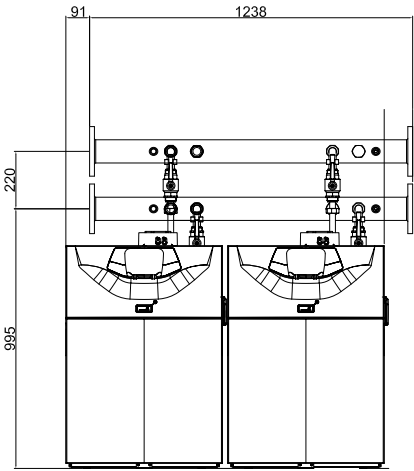
Full range of accessories available - including cascade kits, low loss headers and plate heat exchanger kits, flues and fluecades, and system controls. Find out more at [pottertoncommercial.co.uk](http://pottertoncommercial.co.uk)



Cascades

Sirius three FS cascades

Floor-standing pipework kit spreading heat demand across up to four boilers, delivering a maximum output of 1MW and a modulation ratio of up to 9:1 per boiler.



Product codes - including corner pieces

Item	Number of boilers	Product code
Sirius three FS cascade pipework system - 50 and 70kW models	2 x 50/70kW Excl LLH	5142770
Sirius three FS cascade pipework system - 50 and 70kW models	3 x 50/70kW Excl LLH	5142771
Sirius three FS cascade pipework system - 50 and 70kW models	4 x 50/70kW Excl LLH	5142772
Sirius three FS cascade pipework system - 90 and 110kW models	2 x 90/110kW Excl LLH	5142773
Sirius three FS cascade pipework system - 90 and 110kW models	3 x 90/110kW Excl LLH	5142774
Sirius three FS cascade pipework system - 90 and 110kW models	4 x 90/110kW Excl LLH	5142775
Sirius three FS cascade pipework system - 130 and 150kW models	2 x 130kW Inc LLH	7718407
Sirius three FS cascade pipework system - 130 and 150kW models	3 x 130kW Inc LLH	7718408
Sirius three FS cascade pipework system - 130 and 150kW models	4 x 130kW Inc LLH	7718409
Sirius three FS cascade pipework system - 130 and 150kW models	2 x 150kW Inc LLH	7718410
Sirius three FS cascade pipework system - 130 and 150kW models	3 x 150kW Inc LLH	7718411
Sirius three FS cascade pipework system - 200 and 250kW models	2 x 200kW Inc LLH	7718412
Sirius three FS cascade pipework system - 200 and 250kW models	3 x 200kW Inc LLH	7718413
Sirius three FS cascade pipework system - 200 and 250kW models	2 x 250kW Inc LLH	7718415
Sirius three FS cascade pipework system - 130 and 150kW models	2 x 130kW Exc LLH	7730645
Sirius three FS cascade pipework system - 130 and 150kW models	3 x 130kW Exc LLH	7737682
Sirius three FS cascade pipework system - 130 and 150kW models	4 x 130kW Exc LLH	7737683
Sirius three FS cascade pipework system - 130 and 150kW models	2 x 150kW Exc LLH	7737684
Sirius three FS cascade pipework system - 130 and 150kW models	3 x 150kW Exc LLH	7737685
Sirius three FS cascade pipework system - 200 and 250kW models	2 x 200kW Exc LLH	7737686
Sirius three FS cascade pipework system - 200 and 250kW models	3 x 200kW Exc LLH	7737687
Sirius three FS cascade pipework system - 200 and 250kW models	4 x 200kW Exc LLH	7718414
Sirius three FS cascade pipework system - 200 and 250kW models	2 x 250kW Exc LLH	7737686
Sirius three FS cascade pipework system - 200 and 250kW models	3 x 250kW Exc LLH	7718416
Sirius three FS cascade pipework system - 200 and 250kW models	4 x 250kW Exc LLH	7718417

Sirius three FS low loss header and plate heat exchanger kits

Fitting a low loss header allows the boiler to maintain the correct flow of water constantly, ensuring maximum reliability and efficiency. Plate heat exchangers provide a complete hydraulic separation between the boiler and the system. This protects the boiler from old and potentially contaminated system water, whilst also allowing our boilers to be fitted to open vented and reduced delta T systems.

Potterton Commercial offers a range of low loss header and plate heat exchanger solutions for a single boiler appliance for use with the Sirius three FS. These accessories are easily integrated into the boiler. They are supplied with boiler case extension panels which conceal the low loss header or plate heat exchanger arrangement.



Item	Number of boilers	Boiler output	Product code
Sirius three FS - low loss header kit (50 and 70kW)	1	50/70kW	7695069
Sirius three FS - low loss header kit (90 and 110kW)	1	90/110kW	7698937
Sirius three FS - low loss header kit (130 and 150kW)	1	130/150kW	7663934
Sirius three FS - low loss header kit (200 and 250kW)	1	200/250kW	7672216
Sirius three FS - plate to plate HEX kit (130 and 150kW)	1	130/150kW	7680549
Sirius three FS - plate to plate HEX kit (200 and 250kW)	1	200/250kW	7680558

For more technical information, please visit [pottertoncommercial.co.uk](http://pottertoncommercial.co.uk)



For more technical information, please visit [pottertoncommercial.co.uk](http://pottertoncommercial.co.uk)





Pressure Jet

P Series

Our range of three-pass cast iron sectional boilers, perfect for use with gas and dual fuel through a pressure jet burner for commercial and industrial applications.



Boiler design and availability

Compact yet extremely powerful, the P Series is available in two ranges: **P420** and **P520** (the P320 is suitable for replacement projects only).

Designed on the basis of the triple-pass principle to achieve maximum efficiency, while the generously sized chamber allows optimal combustion and minimum NO<sub>x</sub> and CO<sub>2</sub> emissions.

The current wait time is **14 weeks**.

Boiler construction

The main boiler casing is sheet steel with a powder-coated enamel finish complete with 80-100mm thick steel wool insulation. The heat exchanger is manufactured from corrosion-resistant eutectic cast iron. The instrument panel contains all the necessary control and measuring instruments required to control the boiler with the external connections on a terminal strip.

P Series P420

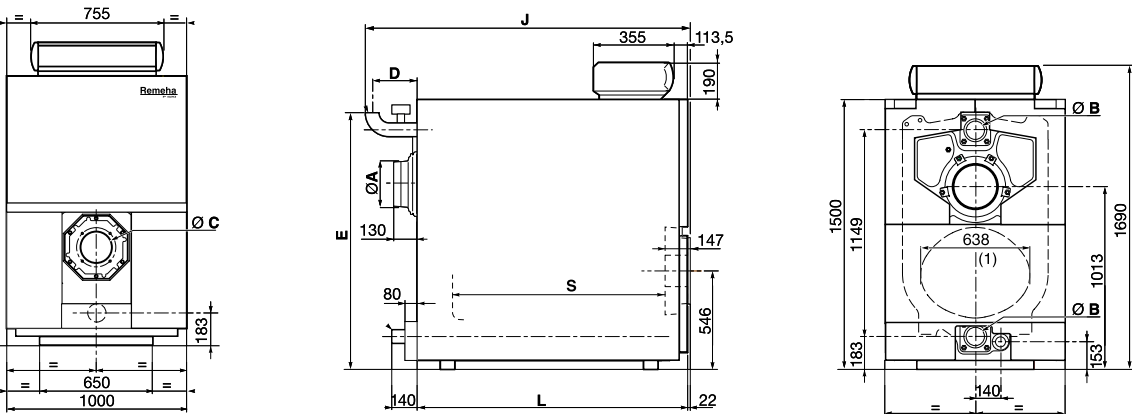
Technical information	9 section	10 section	11 section	12 section	13 section	14 section
Product codes (boiler only)	P42009	P42010	P42011	P42012	P42013	P42014
Nominal heat output central heating operation @ 80/60°C (kW) (max)	450	540	600	670	720	780
Nominal flow rate @ 20°C ΔT (l/s)	5.38	6.45	7.17	8.0	8.6	9.32
Efficiency - full load 100% NCV (ave.)	88	88	88	88	88	88
Seasonal efficiency GCV (average)	82.2	82.2	82.2	82.2	82.2	82.2
Flue (conventional connection)						
Flue diameter (mm) I/D	250	250	300	300	300	300
Chamber resistance (mbar)	+1.5	+2.0	+2.5	+2.5	+2.5	+3.5
Flue gas flow rate (kg/h) gas	810	972	1,080	1,207	1,297	1,450
Flue gas flow rate kg/h oil (full output 80/60°C)	750	900	1,000	1,116	1,200	1,405
Average flue gas temperature boiler temperature 80°C	<220	<220	<220	<220	<220	<220

P Series P520

Technical information	13 section	15 section	17 section	19 section	21 section	23 section	25 section
Product codes (boiler only)	P52013	P52015	P52017	P52019	P52021	P52023	P52025
Nominal heat output central heating operation @ 80/60°C (kW) (max)	754	870	986	1,102	1,218	1,334	1,450
Nominal flow rate @ 20°C ΔT (l/s)	9.01	10.39	11.78	13.16	14.55	15.93	17.32
Efficiency - full load 100% NCV (ave.)	90.7	90	90	90	90	90	90
Seasonal efficiency GCV (average)	84.1	84.3	84.3	84.5	84.5	84.2	84.8
Flue (conventional connection)							
Flue diameter (mm) I/D	350	400	400	400	Max 500 x 700mm*	Max 500 x 700mm*	Max 500 x 700mm*
Chamber resistance (mbar)	+2.2	+2.4	+2.6	+2.85	+3.1	+3.3	+3.5
Flue gas flow rate (kg/h) gas	1,120	1,280	1,440	1,590	1,750	1,910	2,070
Flue gas flow rate kg/h oil (full output 80/60°C)	1,070	1,220	1,370	1,520	1,670	1,820	1,970
Average flue gas temperature boiler temperature 80°C	<190	<190	<190	<190	<190	<190	<190

P Series P420 dimensions and connections

Dimensions	9 section	10 section	11 section	12 section	13 section	14 section
ØA (mm)	250	250	300	300	300	300
ØB (inch)	2.5	2.5	3	3	3	3
ØC (mm)*	Plate intact or pre-drilled to the diameter specified on order					
D (mm)	235	235	254	254	254	254
E (mm)	1,427	1,427	1,447	1,447	1,447	1,447
J (mm)	1,950	2,120	2,305	2,465	2,625	2,785
L (mm)	1,665	1,825	1,985	2,145	2,305	2,465
S (mm)	1,343	1,503	1,663	1,823	1,983	2,143



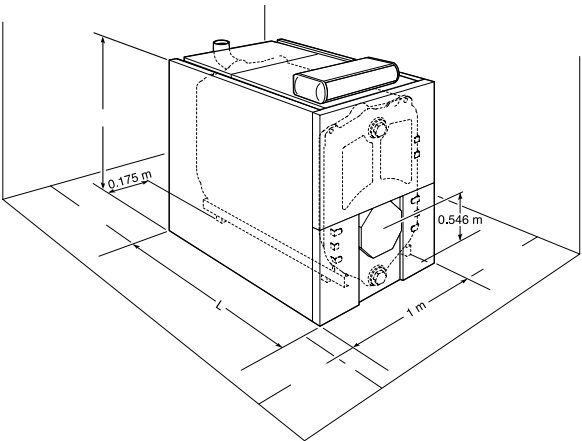
Front view

Side view

Rear view

The Remeha P420 boilers do not require a special base for their assembly. Their closed furnace system means that the floor does not need to have refractory properties.

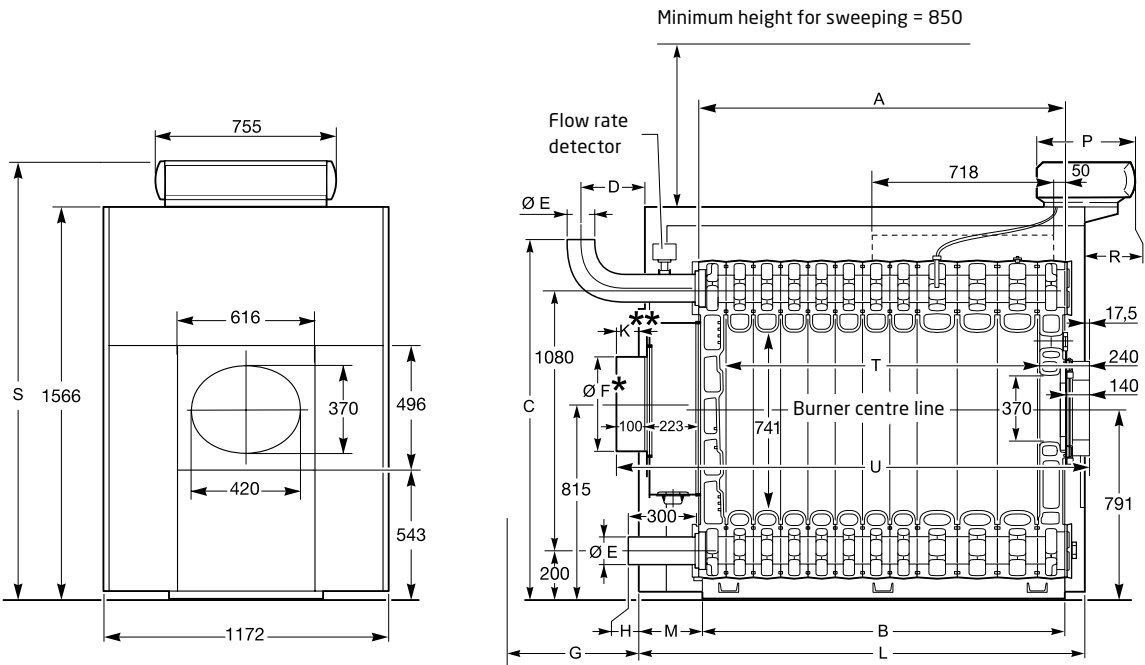
Ensure that the floor can support the weight of the boiler when it's fitted for operation. If the boiler location is not determined precisely, leave enough space around the boiler to facilitate monitoring and maintenance operations.



\* Cut flue plain plate as required.  
\* C min = 1.5 mtrs min and max dependent on make and model of burner.

P Series P520 dimensions and connections

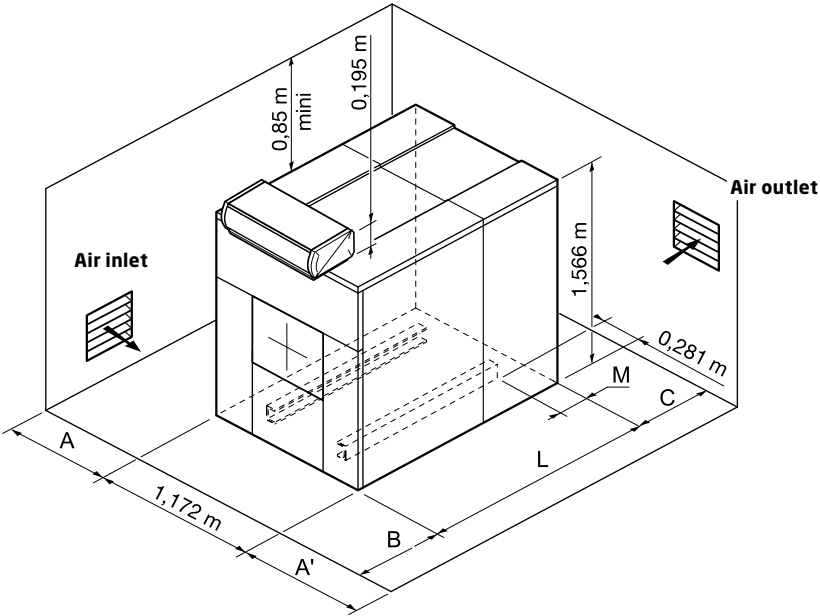
Dimensions	13 section	15 section	17 section	19 section	21 section	23 section	25 section
A (mm)	1,563	1,785	2,007	2,229	2,491	2,713	2,935
B (mm)	1,522	1,744	1,966	2,188	2,450	2,672	2,894
C (mm)	1,488	1,488	1,488	1,504	1,504	1,504	1,504
D (mm)	256	188	210	257	209	231	253
ØE (weld) (mm)	139.7	139.7	139.7	159	159	159	159
ØF (mm)	350	400	400	400	*	*	*
G* (mm)	-	150	370	370	650	980	980
H (mm)	37	-31	-9	13	-35	-13	9
K** (mm)	49	-19	3	25	-23	-1	21
L (mm)	1,955	2,245	2,445	2,645	2,955	3,155	3,355
M (mm)	275	324	321	299	324	324	303
P (mm)	355	355	355	355	355	355	355
R (mm)	175	175	175	175	175	175	175
S (mm)	1,760	1,760	1,760	1,760	1,760	1,760	1,760
T (mm)	1,372	1,594	1,816	2,038	2,300	2,522	2,744
U (mm)	2,021.5	2,243.5	2,465.5	2,687.5	2,949.5	3,171.5	3,393.5



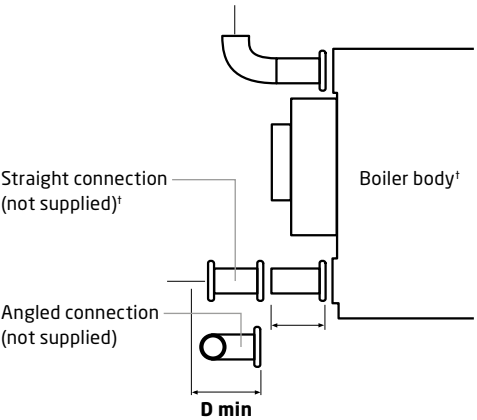
Front view

A mounting plate needs to be made to the burner manufacturer's dimensional requirements.

Side view



Dimensions	13 section	15 section	17 section	19 section	21 section	23 section	25 section
A (mm)	1,955	2,245	2,445	2,645	2,955	3,155	3,355
B (mm)	275	324	321	299	324	324	303
C min (mm)	300	436	656	656	936	1,266	1,266
D min (mm)	-	136	356	356	636	966	966



For the assembly and because of their design, P520 boilers require no special base. Their closed furnace system means that the floor does not need to have refractory properties.

Ensure is that the floor can support the weight of the boiler when it is fitted for operation. If the boiler location is not determined precisely, leave enough space around the boiler to facilitate monitoring and maintenance operations.

\* G = Length required for clearing the water distributing tube. Note: with models P 520-21, P 520-23 and P 520-25, a plain plate which must be cut out is supplied without the 100mm chimney connection.  
\* Plain plate, requires cutting. Maximum cut-out 500 x 700.  
\*\* Dimension representing the end of the 100mm long chimney connection.  
† In order to facilitate subsequent work on the boiler (replacing the water distributing tube etc.) use a flanged connection from the boiler to the system, making sure you comply with minimum clearance dimension D. If A = 1.2m (door opening side), A' = 0.5m. If A = 0.5m, A' = 1.2m (door opening side); adapt the dimensions on the basis of the dimensions of the burner when the door is open. B = 1.5m: adapt the dimensions on the basis of the dimensions of the burner.

For more technical information, please visit [remeha.co.uk](http://remeha.co.uk)





# Controls and service kits

Our range of controls and service kits are designed to improve the performance and efficiency of our products, whilst making them easier to use, and to maintain.



## Controls

### iSense

#### Single boiler control

Compatible with Quinta Ace 30-115, Quinta Ace 135 and 160, Gas 120 Ace, Gas 210 Ace, Gas 220 Ace and Gas 320/620 Ace.

### iSense Pro

#### Advanced multi-boiler control

Compatible with Quinta Ace 30-115, Quinta Ace 135 and 160, Gas 210 Ace, Gas 220 Ace and Gas 320/620 Ace.

### MC4 Sequencing Control

#### For use with the iSense

Compatible with Quinta Ace 30-115, Quinta Ace 135 and 160, Gas 210 Ace, Gas 220 Ace and Gas 320/620 Ace.

### VM-T Control

Compatible with CHVAC Controller and MK System Controller.

### CHVAC Manager

Compatible with the CHVAC Manager, MK System Controller, Remeha Quinta Ace, Gas 120 Ace, Gas 210 Ace, Gas 220 Ace and Gas 320/620 Ace.

### MK System Controller

Compatible with the Baxi Auriga Air Source Heat Pump range.

## Potterton Commercial service kits

Item	Product code
Paramount four / five service kit	7679461
Sirius two FS service kit	7679647
Sirius two WH service kit	7679648
Sirius three FS 50-110kW service kit	7768997
Sirius three FS 130-150kW service kit	7768998
Sirius three FS 200-250kW service kit	7768999
Sirius three WH 50-70kW service kit	7769020
Sirius three WH 90-110kW service kit	7769021
Sirius three WH 130-150kW service kit	7769022

## Remeha service kits

Item	Product code	Item	Product code
Service kit - Gas 310/610 Eco	S100198	Service kit A (Quinta Ace/Gas	7649561
Service kit - Quinta/Eco/Gas	S100493	Service kit B (Quinta Ace/Gas	7649562
Service kit Gas 210 Pro only	S100637	Service kit C (Quinta Ace/Gas	7649563
Quinta Pro service set A	S101673	Service kit Q115/Gas 110-115kW	7667989
Quinta Pro service set B	S101674	Service kit -A- (200-300 kW)	7669093
Quinta Pro service set C	S101675	Service kit -B- (200-300 kW)	7669095
Gas 310/610 Pro service kit (2)	S103294	Service kit -C- (200-300 kW)	7669097
Service kit for Gas 210 ECO M	S55561	Service set A 30-45 kW	7702097
Service kit natural gas filter	2086-007-000	Service set B 30-45 kW	7702098
Maintenance kit Dachs Pro20 ST	2086-012-001	Service set C 30-45 kW	7702099
Small maintenance kit	4786-042-000	Service set A 55-115 kW	7710047
Large maintenance kit	4786-046-000	Service set B 55-115 kW	7710048
Service kit - G/F small w/o oil	4786-097-000	Service set C 55-115 kW	7710049
Service kit gas unit 1 LG serv	4786-098-000	R-Gen 20/44 service kit	7729085
Service kit filter - gas unit	4786-232-000	R-Gen 50/100 service kit	7729086
Service pack 6x S plugs + conn	4786-236-000	Service kit extended DachsGen2	8086-035-000
17,500-Hr service kit	4786-393-000	Service kit small Dachs Gen2	8086-036-000
18,000-Hr service kit for gas	4786-589-001	Service kit large Dachs Gen2	8086-037-000
Service kit (post serial 0616)	7219280	Service kit for G/F3.0, small	8086-053-000
Service kit (pre serial 0615)	7221851	Service kit for G/F3.0, big	8086-054-000
Avanta service case UK	7600102		

# Optional accessories

A range of intelligent controls and accessories are available for use with the Sirius FS and Sirius three WH boiler range, to meet the heating requirements of the building accurately and efficiently.



## Stainless steel boilers

Model	Sales code	Description
Wired remote control - boiler	5140905	Digital space heating control with programming functions for temperature management of heating and hot water circuit(s), boiler cascades and more accurate boiler modulation control.
Extension module	5140909	Multi-purpose unit Single boiler functions - control of multiple circuits, control for a mixture of CT and VT circuits and their associated valves and pumps, 0-10 volt connections. Boiler cascade functions - control of multiple circuits, control for a mixture of CT and VT circuits and their associated valves and pumps, 0-10 volt connections, control of boiler cascades.
BM BUS communication module	5140908	A device for two way communication management between boilers in cascades or a variety of zone controllers and the boiler(s).
Flow temperature sensor (boiler)	5103867	Strap-on pipe sensor for monitoring boiler flow temperature. For further improvements to system performance, it is advisable to use a sensor on both flow and return. Only required for cascade configurations.
Zone controller - intelligent wiring centre	5140910	Heating circuit controller for systems using BUS communications with multiple zones that are independently controlled.
DHW temperature sensor	5116436	Immersion dry pocket temperature sensor, providing boiler temperature control for DHW storage vessels.
50 WH LPG conversion kit	5140911	Kit to convert natural gas appliance to LPG fuel type (50kW model).
60 WH LPG conversion kit	5140912	Kit to convert natural gas appliance to LPG fuel type (60kW model).
70 WH LPG conversion kit	5140913	Kit to convert natural gas appliance to LPG fuel type (70kW model).
90 WH LPG conversion kit	5140914	Kit to convert natural gas appliance to LPG fuel type (90kW model).
110 WH LPG conversion kit	5140915	Kit to convert natural gas appliance to LPG fuel type (110kW model).
Boiler frame 50-70kW	7691300	Single Boiler Frame.
Boiler frame 90-150kW	7717033	Single Boiler Frame.
Primary loop pump kit	5142796	Only suitable for the 50-110kW models.
Integral boiler pump UPMXL 25-125 130 PWM control	7709445	Only suitable for the 130-150kW models.
50 to 70kW WH flue non-return valve kit	7106820	Flue non-return valve kit for boilers in cascade configurations (50 and 70kW models).
90 to 150kW WH flue non-return valve kit	7700811	Flue non-return valve kit for boilers in cascade configurations (130 and 150kW models).

## Aluminium boilers

Model	Sales code	Description
DHW temperature sensor	5104701	Immersion, dry pocket temperature sensor providing boiler temperature control for DHW storage vessels.
Programmable digital room thermostat	5117802	Wired digital programmable room thermostat (remote from boiler). Used to control the time and temperature operation of the boiler.
Digital thermostat	5138511	Wired digital room thermostat (remote from boiler). Used to control the temperature operation of the boiler.
Variable temperature (VT) extension module	5138513	A module for controlling one additional variable temperature heating circuit - can be installed within the boiler case.
BM BUS module	5136893	Additional clip-in wired module, (one per boiler), to allow the boiler(s) to communicate with each other when installed in cascade as a 'master and slave' configuration.
Flow temperature sensor (boiler)	5103867	Strap-on pipe sensor for monitoring boiler flow temperature. For further improvements to system performance, it is advisable to use a sensor on both flow and return. Only required for cascade configurations.
Zone controller (2 Zone)	5136897	A module for controlling two additional variable or constant temperature heating circuits. Module mounts external from the boiler.
Primary loop pump kit (All kW's)	5139959	Primary loop pump kit (one per boiler required) for primary circuit water circulation.
LPG burner bars (60kW)	7664744	LPG kit for fuel type conversion of the Paramount five 60kW model.
LPG burner bars (80, 95 & 115kW)	7640599	LPG kit for fuel type conversion of the Paramount five 80, 95 & 115kW models.
Modbus gateway	7716583	ISR MODBM - Modbus gateway for Paramount five.
BACnet gateway	7716584	ISR MODBM - BACnet gateway kit for Paramount five.

For more technical information, please visit [pottertoncommercial.co.uk](http://pottertoncommercial.co.uk)







# BAXI PACKAGED SOLUTIONS

We're specialists in prefabricated, modular heating for commercial and industrial developments. Our all-in-one or sectional solutions are meticulously designed to suit any project, using the very best in low-carbon heating technologies from across the Baxi range.

Every solution is manufactured and pre-tested to the highest standards in a clean, controlled environment, and delivered on site ready to install – quickly, safely and cost-effectively.

Our in-house design experts and customer service team can offer help and support with everything from initial design and specification, to dry-testing, logistics, installation and commissioning.

OUR SERVICES	
Packaged plant rooms	131
Packaged plant equipment	131
Packaged energy centres	131
Heat interface units (HIUs) and utility cupboards	131
Stored hot water solutions	131
Chilled water pump rooms	131
Pre-assembled modules (PAMs)	131
BAXI HEAT INTERFACE UNITS	
Baxi AquaHeat	132





#### Each solution ensures:

- A quality-assured build
- Fast installation times, up to 64%<sup>\*</sup> quicker than on-site builds – minimising disruption
- Safer installation due to reduced on-site activity and hot works
- Minimised material waste, reducing environmental impact
- Cost certainty and legislation compliance

## Baxi Packaged Solutions

# Our services



### Packaged plant rooms

Bespoke, turnkey heating and hot water spaces designed for space optimisation, performance and cost-effectiveness.



### Packaged plant equipment

Modular, non-contained modules for easier transportation, faster installation and saved space.



### Packaged energy centres

All-in-one or sectional heating facilities combining a mix of low-carbon Baxi technologies, with optional all-electric or hybrid solutions for heat networks.



### Heat interface units (HIUs) and utility cupboards

User-friendly, on-demand heating systems powered by a centralised plant room, connecting apartment blocks and industrial developments to a heat network.




### Stored hot water solutions

Space-saving builds for new homes, with solutions integrated into the innovative WholeHouse<sup>®</sup> home design platform from Travis Perkins.



### Chilled water pump rooms

For apartments and other multi-occupancy projects that require air conditioning or underwater cooling.



### Pre-assembled modules (PAMs)

Pre-plumbed and pre-tested units for a wide range of mechanical and electrical services.

<sup>\*</sup> Source: CIBSE

Find out more at [baxi.co.uk/baxi-packaged-solutions](https://baxi.co.uk/baxi-packaged-solutions)





# Baxi Aquaheat

Introducing the Aquaheat HIU – your ultimate solution for efficient, reliable, and sustainable heating and cooling. With its compact design, advanced technology, and ease of installation, the Aquaheat HIU is an ideal choice for residential and commercial properties alike, ensuring consistent comfort with minimal environmental impact.



Optimised for energy savings and reduced operational costs



5 year parts and labour warranty\*



Compact and sleek design fits seamlessly into any space

BESA 2023 performance data	AquaHeat HI / HWI - 4/50 with Heat Meter & Mercurius	AquaHeat HI / HWI - 4/50	AquaHeat HI / HWI - 14/50 with Heat Meter & Mercurius	AquaHeat HI / HWI - 14/50
Product code	7867470	7867472	7867476	7867477
Performance 70°C DH				
DHW VWART - °C	12.3	12.3	12.3	12.3
Standby VWART - °C	38.8	38.8	38.8	38.8
Space Heating VWART - °C	35.5	35.5	35.2	35.2
Summer VWART - °C	22.8	22.8	22.9	22.9
Winter VWART - °C	29.3	29.3	28.5	28.5
Overall VWART - °C	26.1	26.1	25.7	25.7
Overall Energy Loss - kWh/24h	0.95	0.95	0.95	0.95
Performance 55°C DH				
DHW VWART - °C	17.3	17.3	17.3	17.3
Standby VWART - °C	39.1	39.1	39.1	39.1
Space Heating VWART - °C	34.8	34.8	34.8	34.8
Summer VWART - °C	28.3	28.3	28.3	28.3
Winter VWART - °C	31.5	31.5	31.5	31.5
Overall VWART - °C	29.9	29.9	29.9	29.9
Overall Energy Loss - kWh/24h	0.91	0.91	0.91	0.91

\* Warranty subject to our commissioning.

\*\* Please refer to the installation and maintenance manual for detailed information on required clearances.

BESA 2023 performance data	AquaHeat HI / HWI - 4/50 with Heat Meter & Mercurius	AquaHeat HI / HWI - 4/50	AquaHeat HI / HWI - 14/50 with Heat Meter & Mercurius	AquaHeat HI / HWI - 14/50	AquaHeat HI-50 with Heat Meter & Mercurius	AquaHeat HI-50
Product code	7867470	7867472	7867476	7867477	7867474	7867475
Hydraulic information						
Max Primary operating pressure - bar g	16	16	16	16	16	16
Max Primary operating temperature - °C	90	90	90	90	90	90
Max Secondary operating pressure - bar g	2.5	2.5	2.5	2.5	3	3
Max Secondary operating temperature- °C	85	85	85	85	85	85
Max operating pressure DHW - bar g	10	10	10	10	-	-
Min cold mains water supply pressure - bar g	1	1	1	1	-	-
Space heating set point - °C	45	45	45	45	45	45
DHW set point - °C	50	50	50	50	-	-
General						
Dimensions - W x H x D (mm)	540 x 750 x 260	540 x 750 x 260	540 x 750 x 260	540 x 750 x 260	540 x 857 x 260	540 x 857 x 260
Weight (dry) (kg)	27	26.5	27	26.7	30	30
Clearances**						
Front (mm)	200	200	200	200	200	200
Left / right (mm)	30	30	30	30	30	30
Top (mm)	100	100	100	100	100	100

Find out more at [baxi.co.uk/professional/products/commercial-heating-and-hot-water-solutions](https://baxi.co.uk/professional/products/commercial-heating-and-hot-water-solutions)





# OUR SERVICES

We put all our energy into delivering not only the very best products, but also excellent customer service.

Our expert sales teams are on hand to support you at every stage of the project – from specification to installation and technical backup. They can help with plant room design, free site surveys, sizing, technical advice and much more.

With our high-performance, complementary products and our wide range of accessories, we can help you add the finishing touches to any project.







Our services

# Superior service at every step



## Cascade kits

We offer a range of standard or bespoke cascade kits for both floor-standing and wall-hung arrangements. Depending on the project's requirements, they arrive complete with a floor-mounted frame, fully-insulated hydraulic pipework, low loss headers or plate heat exchangers.

For more information on our cascade kits please visit:

**Potterton Commercial:**



**Remeha:**



## Accessories

A full range of accessories is available to complement our equipment. Accessories include:

- Controls
- Flue kits
- Plate heat exchangers
- Buffer vessels
- Low loss headers
- Pressurisation units
- Condensate treatment



## Spares


Whether for service or repair, we stock a complete range of genuine spare parts for all of our products. Most parts are available for next-day delivery, and we even stock spares for at least 10 years after a product has been discontinued.

For advice on choosing the right part or to place an order, call us on:

**UK 0344 871 1540**  
**Ireland 01 459 0870**

Or email us on:

**parts.orders@baxi.co.uk**



## BIM/CAD literature library

Designed to help specifiers and contractors get the most out of our systems. Featuring specification guides, installation manuals, technical datasheets, Build Information Modelling (BIM) files and a vast range of both 2D and 3D CAD drawings – all easily downloadable from our product brand websites.



## Expert technical advice and support

We offer out-of-hours engineer support that's dedicated to Remeha, Andrews Water Heaters and Potterton Commercial customers. For expert technical advice and support, day or night:

**UK 0330 678 0140**  
**Ireland 01 459 0870**

**technical@remeha.co.uk**  
(Remeha)

**0345 070 1057**  
**commercial.tech@baxi.co.uk**  
(Andrews Water Heaters or Potterton Commercial)

For everything else, our extensive online resources provide a wealth of information and guidance, 24/7.





## Why training?

We've set up our Training Academy's Centre of Excellence in Warwick to enable our customers to refine their skills and gain practical experience in a real-world environment. It's complete training, geared towards developing all-round knowledge in heating and hot water, for everyone.



## Tailored, hands-on courses

All product training is free and course content is tailored to the specific needs of the audience. For example, sessions for contractors will be more hands-on and cover practical tips about installation, commissioning and maintenance. We also offer bespoke training which focuses on identifying the correct appliance for customers' requirements.



## Delivered by experts

Our trainers are solutions experts with years of practical industry experience and technical know-how to pass on.



## Join our academy today

Our individual brands offer training on their individual products, which can all be booked online at [baxi.co.uk/commercialtraining](https://baxi.co.uk/commercialtraining)


## Looking for air source heat pump training?

Call us to find out more about our ASHP training: **0344 335 4207**



"I highly recommend these courses that provide the relevant training but also valuable handy tips and tricks."

**Paul Hull, Director of  
P R Hull Plumbing &  
Heating Ltd**





# GET IN TOUCH



## **UK**

0345 070 1055

[baxi.co.uk](https://baxi.co.uk)



## **IRELAND**

00353(0) 1 4590870

[baxi.ie](https://baxi.ie)

This brochure is produced using FSC-certified paper, supporting responsible management of the world's forests.  
We printed this brochure in the UK using biodegradable vegetable inks.  
Information correct at time of print (December 2024).