

Bespoke fabricated rigs.

Remeha's bespoke rig systems help you overcome plant room limitations and tight deadlines.

They're designed and manufactured to meet the exact requirements of your project and can be installed in a fraction of the time of traditional rigs.

Remeha prefabricated rigs come complete with:

- > A bespoke configuration of either Remeha wall hung or floor standing boilers – either in-line or back-to-back
- > Pumps
- > Low loss headers or plate heat exchangers
- > Ancillary items such as project specific controls, a dosing pot and a pressurisation unit can also be integrated into the rig

Fabricated off-site in factory conditions, we deliver to the plant room on a wheeled frame with insulated pipework set. And our team can help configure the boilers to each project and tailor the design to your individual site.

Complete commercial solutions from the experts in sustainable heating and hot water.

**Cascade outputs from
320kW TO 2.7MW**

Features and benefits	
Completely bespoke prefabricated solutions for wall hung or floor standing models or for a combination of the two if needed	Tailored to the exact requirements of the building
Expert team can help configure boilers to each project	Exact requirements met offering increased performance
Common challenges to installation such as space and access restrictions can be addressed and overcome through the design	Time consuming snags on-site can be avoided
The rig can be designed to be split into smaller modules with simple reconnection into a single frame in the plant room	Perfect where access is particularly constrained
Each module can be designed using BIM tools and 3D CAD systems	Drawings form part of a comprehensive operations and maintenance documentation manual, part of the building's 'golden thread' of information, for simpler future servicing and replacement
Multiple boiler installation allowing for larger turndown ratio	Increased efficiency
Multiple boiler installation means boilers can be taken offline for servicing independently	Minimal disruption or impact on the system
Manufacturing is done off-site, using specialist material in a quality controlled factory environment	Better build quality achieved through improved control procedures. Technique also reduces waste, leading to a lower environmental impact
On-site 'hot works' and on-site fabrication related to boiler completely removed	Reduced time and labour on-site making it easier to adhere to safer working requirements
Opportunity to match position and size of system connections of the rig to the existing pipework in the plant room	Rapid connection

Call 0345 070 1055 or visit:
remeha.co.uk


 remeha

Customer feedback.



The bespoke rig was great. It was wheeled straight off the tail-lift and into place, **saving us a lot of valuable time.**

Paul Neve,
IDWE Ltd






I selected replacement Gas 220 Ace floor standing boilers for their high efficiencies and reliability, and also for the off-site fabricated cascade options that would enable a faster, smoother installation. **It was just what we needed, meeting all the project requirements and ensuring a speedy installation.**

Geoff Beaven,
M&E Consultant



While the pipework was being configured off-site, we were able to work on the system pipework, which sped up the installation process. Having the Gas 220 Ace boilers delivered in an off-site fabricated system made our lives so much easier. **It allowed us to schedule the project and team more accurately, increasing our productivity. At the same time, it saved downtime and installation time.**

Mark Basset,
TSS Facilities



Call 0345 070 1055 or visit:
remeha.co.uk

 remeha