
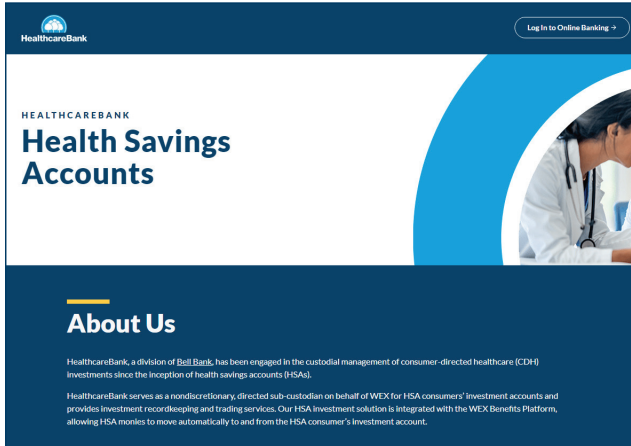




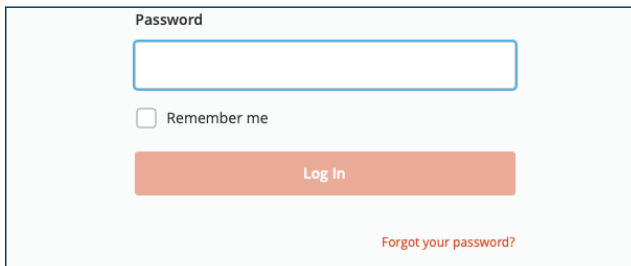
HealthcareBank

# STEP-BY-STEP GUIDE: FIRST-TIME BUSINESS ONLINE BANKING LOGIN

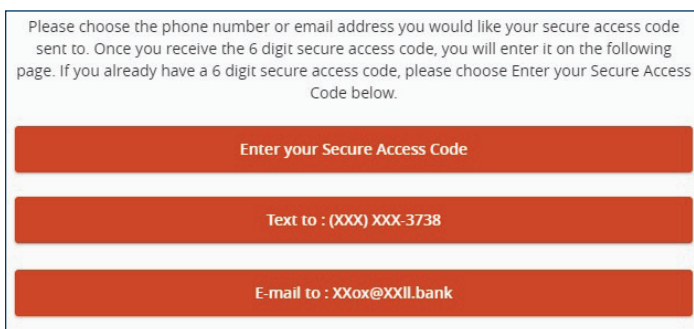
1. On the [bell.bank/healthcarebank](http://bell.bank/healthcarebank) website, click “Log In to Online Banking,” enter your username in the Username field.



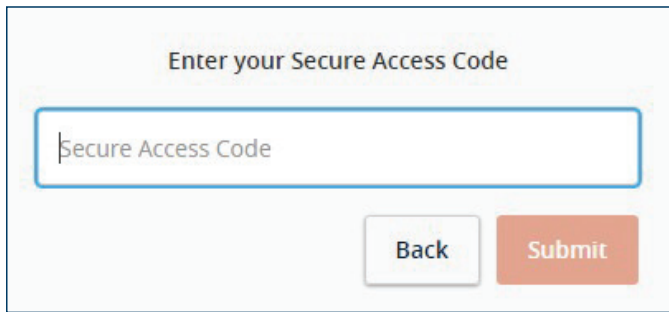
2. Enter your previous password.



3. Select how you would like to receive a Secure Access Code (SAC).



- Once you receive the SAC, enter it as indicated.

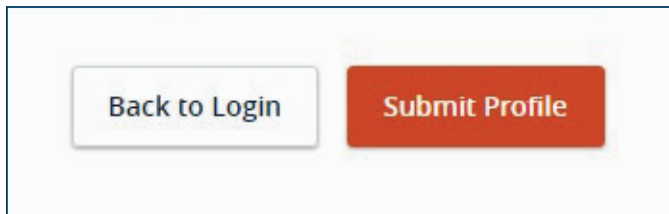


Enter your Secure Access Code

Secure Access Code

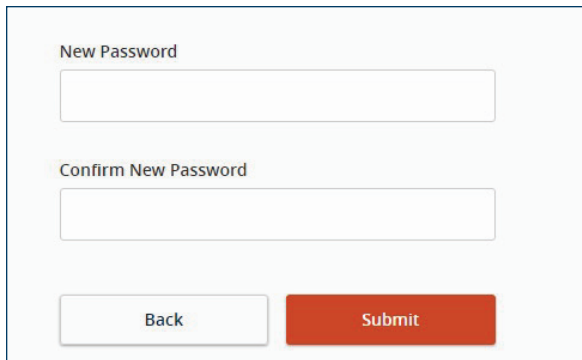
Back Submit

- Verify the information in your profile is correct, and contact HealthcareBank if there is an error. These fields are not editable. Once you've verified your information, scroll to the bottom and click "Submit Profile."



Back to Login Submit Profile

- Enter and confirm a new password, then click "Submit."



New Password

Confirm New Password

Back Submit

- Choose whether or not you want to register your device. Registering the device means a secure access code will not be required for future logins using your current browser.



Device Registration

Access Code Accepted.

Do Not Register Device

Register Device

- Follow the steps to download the Symantec VIP app and register the app's credential ID using the guide "Digital Security Token Instructions" so you can process ACH and Wires.