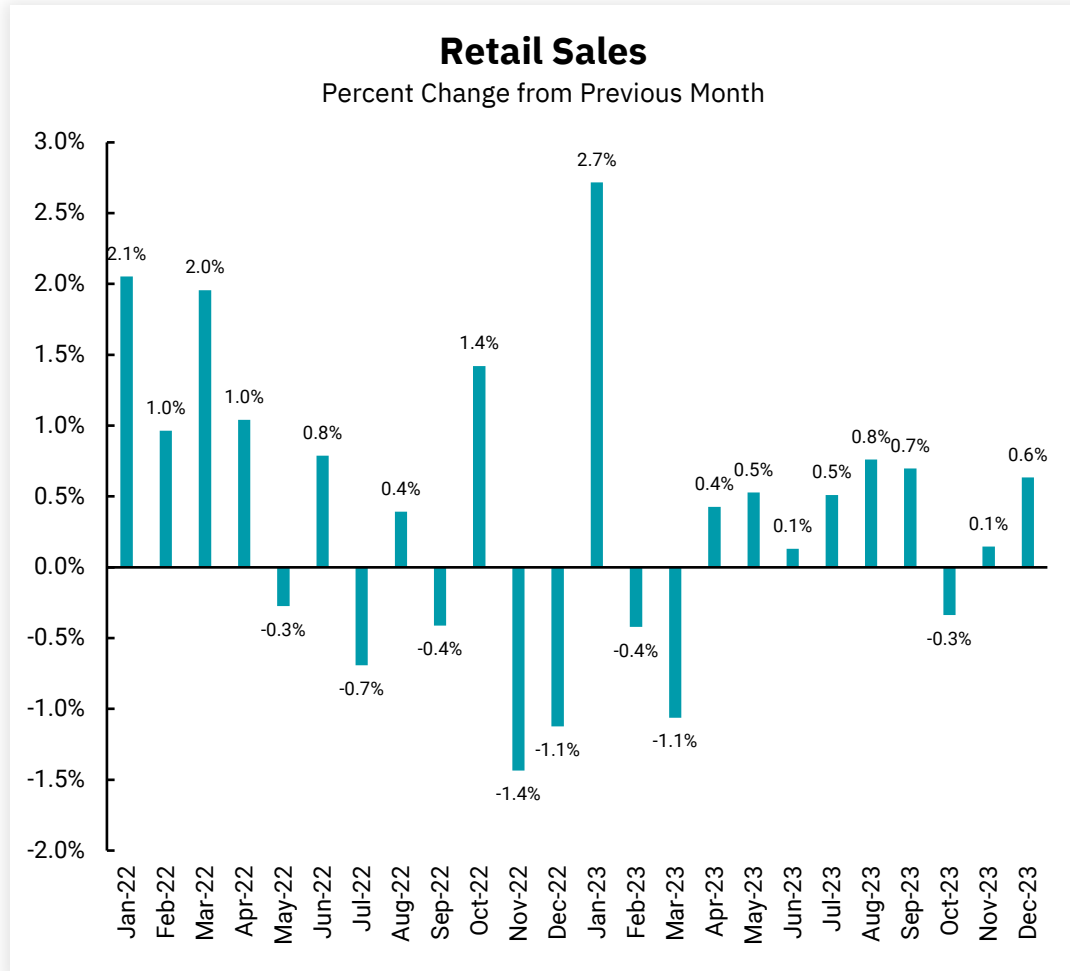


Weekly market update



Chart of the week (Jan. 19, 2024)



After a solid run of increasing retail sales for most of 2023, a decline in October raised some questions about the ability of the U.S. consumer’s ability to continue to spend. Consumer spending is the biggest component of gross domestic product (GDP), so this heightened anxiety was understandable, especially at the beginning of the all-important holiday shopping season.

The concern seems unfounded now, however, as [data released this week](#) showed a better-than-expected 0.6% increase in retail sales in December. In addition, inflation has been falling, meaning most of this increase was in real terms. It is understandable to be a bit cautious as we think about how far the Federal Reserve has moved interest rates and the ongoing shrinking of their balance sheet. Still, to date, the employment market remains firm, which is acting as a strong support for consumers. The weekly reading on jobless claims showed initial claims falling to only 187,000, near a multi-decade low and reflective of an outlook for continued low rates of unemployment.

Our outlook from here is that the Fed’s next move will be toward lowering rates. This view is primarily driven by an expectation for inflation to continue to moderate, which should allow the Fed to lower overnight interest rates. Overall inflation declines are being helped by lower energy prices, and an increased supply of multi-family units should allow rents to soften over the coming months. Changes to the global economy, [multiple armed conflicts](#) and the [still-strong labor market](#) will be potential headwinds to the Fed accomplishing its goal of getting inflation to 2% and keeping it there. Hence, it is [way too early for the Fed to consider inflation a past problem](#).

Somewhat lower rates would be a welcome development for potential home buyers, but we should not expect a return to the ultra-low mortgage rates borrowers enjoyed during the pandemic. On the flip side, this also means savers should not have to bear the brunt of near-zero interest rates on shorter savings and deposits as well.

We expect economic growth to slow from levels we saw in the back half of 2023 yet remain positive, inflation to continue its recent decline and corporate profitability to support equity valuations. A recession remains a possibility but is not our base case.

Weekly market update



Commentary (Jan. 19, 2024)

Domestic Equities

- U.S. large-cap technology stocks inched higher this week while other sectors were flat to slightly down. Small caps declined and are down close to 5% this month after a strong fourth-quarter rally.
- Tech stocks were boosted by reports from semiconductor companies indicating that the industry is recovering from last year's inventory glut.
- Investors have become more skeptical that the Federal Reserve will begin cutting rates as soon as March, which is weighing on sectors outside of technology.
- Earnings season is still in the early stages and has been lackluster so far, with only about half of companies outpacing revenue estimates. As the season picks up in the coming weeks, heightened valuations mean companies face a high bar to reaffirm growth expectations or their stock prices will likely be penalized.

Bonds

- U.S. Treasury yields jumped on better-than-expected economic data and central bank officials trying to temper rate cut expectations. Most notably, Fed President Bostic's outlook is for the first cut to occur in the third quarter, while Fed Governor Waller urged caution in cutting rates too quickly. At the weekend, markets are now pricing in just over a 50% probability that the Fed will begin cutting rates in March, with a total of over five cuts in 2024.
- The broad investment grade market, as measured by the Bloomberg U.S. Aggregate Bonded Index, was negative for the week, with longer-duration U.S. Treasuries and corporates weighing most heavily on returns.
- China's central bank surprised markets by keeping rates unchanged despite continued weakness across the Chinese economy. It's broadly assumed that this decision was mostly due to concerns over the currency depreciating further.

International Equities

- Geopolitical issues continue to dominate the headlines as attacks on merchant shipping in the Red Sea continue. Investors continue to assess how these events could impact the global supply chain, inflation and economic growth.
- Developed markets tumbled this week as most markets across the Pacific and European regions fell. European investors received mixed messages from European Central Bank officials at Davos. Some were hawkish about interest rate cuts, believing market rate cut expectations have gotten ahead of themselves. Others think that a spring rate cut is still a possibility.
- Emerging markets tumbled this week, with weakness across most regions and markets. China's economy grew by 5.2% during the fourth quarter, slightly missing expectations of a 5.3% growth rate. GDP climbed 5.2% for 2023, slightly ahead of the government's target of 5%.

Economics

- The University of Michigan's consumer sentiment survey rose to 78.8%, the highest level since July 2021. Year-ahead inflation expectations declined to 3.1%, the lowest level since March 2021.
- The Census Bureau reported retail sales in December increased 0.6% in the month, totaling \$710 billion and representing the largest monthly increase since September 2023. Over the prior year, total retail sales increased 5.6%.
- The Federal Reserve's report on industrial production and capacity utilization indicated industrial production increased 0.1% as output increased in the month. Capacity utilization remained at 78.6% during the month. Over the prior year, industrial production increased 1%.
- The Census Bureau reported housing starts in December were 4.3% lower than the November level, totaling 1.46 million at an annualized rate.

Weekly Market Update

For Week Ending January 19, 2024

Markets

	Last Price	Change From Prior Week	Change From Year End	Change From Year Ago
Capital Markets				
Dow Jones Industrial Avg	37,863.80	0.8%	0.5%	17.1%
S&P 500 Index	4,839.81	1.2%	1.5%	26.1%
NASDAQ Composite	15,310.97	2.3%	2.0%	42.3%
S&P 400 Midcap Index	2,740.96	0.5%	-1.4%	10.8%
S&P 600 Smallcap Index	1,270.34	0.0%	-3.6%	7.5%
MSCI EAFE	7,587.74	-2.1%	-2.5%	8.2%
MSCI Emerging Markets	506.46	-2.5%	-5.1%	-3.1%
Bloomberg US Agg	2,131.96	-1.1%	-1.4%	0.7%
Bloomberg Municipal 5 Yr	484.86	-0.5%	-0.8%	1.5%
Bloomberg US Corporate	3,179.36	-1.0%	-1.3%	2.9%
Bloomberg Glb Agg ex US Hdg	559.73	-0.6%	-0.9%	4.9%
Bloomberg High Yield	2,463.18	-0.5%	-0.7%	8.7%
MSCI US REIT Index	2,099.41	-1.9%	-2.3%	4.8%
Bloomberg Commodity Index	222.88	-1.1%	-1.6%	-8.8%

	Last Price/Yield	Prior Week	Year End	Year Ago
Key Rates				
Fed Funds Target	5.50%	5.50%	5.50%	4.50%
3-Month Treasury	5.34%	5.35%	5.33%	4.64%
1-Year Treasury	4.84%	4.66%	4.76%	4.65%
2-Year Treasury	4.38%	4.14%	4.25%	4.13%
5-Year Treasury	4.05%	3.83%	3.85%	3.48%
7-Year Treasury	4.09%	3.89%	3.88%	3.43%
10-Year Treasury	4.12%	3.94%	3.88%	3.39%
30-Year Treasury	4.33%	4.18%	4.03%	3.56%

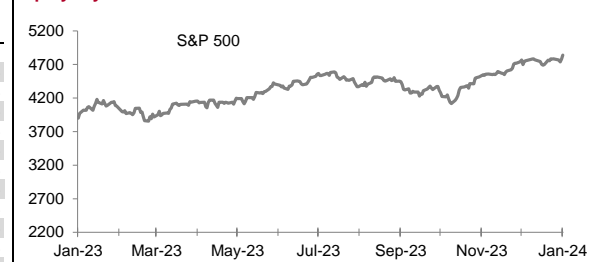
	Last Price/Yield	Prior Week	Year End	Year Ago
Consumer Rates				
30-Year Mortgage	7.03%	6.93%	6.99%	5.83%
Prime Rate	9.25%	9.25%	8.50%	8.25%
SOFR	5.31%	5.31%	5.38%	4.31%

	Last Price	Prior Week	Year End	Year Ago
Commodities				
Gold	2,029.49	2,049.06	2,062.98	1,932.24
Crude Oil (WTI)	73.41	72.68	71.65	77.08
Gasoline	3.08	3.07	3.12	3.39
Natural Gas	2.52	3.31	2.51	4.50
Copper	3.79	3.74	3.89	4.23

	P/E Forward	P/E Trailing	Price to Book	Current Div Yield
Index Characteristics				
Dow Jones Industrial Avg	18.07	21.46	4.86	1.90
S&P 500	20.45	21.86	4.55	1.46
S&P 500 Value	15.77	18.73	2.98	2.41
S&P 500 Growth	27.28	24.73	7.75	0.68
NASDAQ	28.08	36.47	6.13	0.78
S&P Midcap 400	15.32	15.73	2.38	1.98
S&P Smallcap 600	14.93	13.87	1.77	1.77
MSCI EAFE	13.37	13.66	1.71	3.37
MSCI Emerging Markets	11.54	13.74	1.51	3.30

Source: Bloomberg

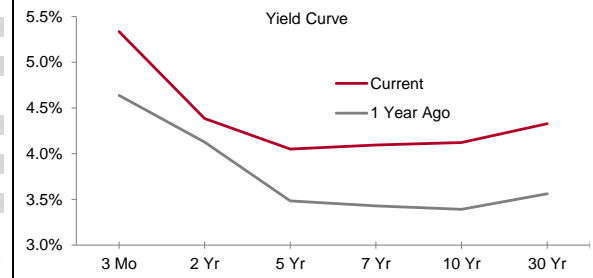
Equity Style



	1 Month*				Year to Date*		
	Value	Core	Growth		Value	Core	Growth
Large	-0.21	1.60	3.19	> 10%	-0.53	1.53	3.34
Mid	-2.67	-1.43	-0.23	0% - 10%	-2.67	-1.41	-0.18
Small	-4.49	-3.19	-1.90	< 0%	-5.04	-3.57	-2.13

*S&P Indices

Fixed Income Style



	1 Month*				Year to Date*		
	Short	Interm.	Long		Short	Interm.	Long
Govt	0.36	-0.04	-4.00	> 10%	-0.03	-0.55	-4.60
Corp	0.50	0.08	-2.09	0% - 10%	0.05	-0.63	-2.59
HY	0.37	0.15	-0.23	< 0%	-0.10	-0.67	-0.95

1-3 Yrs 1-10 Yrs +10 Yrs

Economic Data

	Last Release	Year Ago
Inflation		
CPI Headline Inflation	3.4%	6.5%
CPI Core Inflation	3.9%	5.7%
Personal Consumption Exp (PCE) Core	3.2%	5.1%
Jobs		
Unemployment Rate (U3)	3.7%	3.5%
Broader Unemployment Rate (U6)	7.1%	6.5%
JOLT Survey (in millions)	8.79	10.75
Jobless Claims (000's)	187	200
Change in Non-Farm Payroll (000's)	216	239
Average Hourly Earnings (Y/Y % Change)	4.1%	4.8%
Consumer & Spending		
Consumer Confidence (Conf Board)	110.7	109.0
Consumer Spending (\$ Bil)	18,859	17,892
Consumer Credit (\$ Bil)	5,010	4,875
Retail Sales (\$ Bil)	710	672
Housing		
Housing Starts (000's)	1,460	1,357
Case-Shiller Home Price Index	312.95	298.71
U.S. Productivity		
Real Gross Domestic Product (\$ Bil)	22,491	21,851
Quarter over Quarter Change	4.9%	2.7%
Year Over Year Change	2.9%	1.7%
ISM Manufacturing	47.40	48.40
Capacity Utilization	78.57	78.92
Markit US Composite PMI	50.90	45.00
U.S. General		
Leading Economic Indicators	103.0	111.5
Trade Weighted Dollar Index	119.9	119.4
EUR / USD	1.09	1.08
JPY / USD	148.12	128.43
CAD / USD	0.74	0.74
AUD / USD	0.66	0.69

S&P 500 Sector Returns

	1 Month	YTD
Information Technology	4.79%	4.98%
Communication Services	5.29%	4.42%
Health Care	3.57%	2.36%
Financials	0.99%	0.84%
Consumer Staples	0.88%	0.29%
Industrials	-0.70%	-1.28%
Consumer Discretionary	-2.84%	-1.47%
Real Estate	-2.58%	-3.36%
Utilities	-4.09%	-3.77%
Materials	-3.80%	-3.88%
Energy	-5.91%	-4.29%

© 2024 BOK Financial Corp. Services provided by BOKF, NA, Member FDIC. BOKF, NA is the banking subsidiary of BOK Financial Corporation. BOK Financial Corporation (BOKF) offers wealth management and trust services through various affiliate companies and non-bank subsidiaries including advisory services offered by BOKF, NA and its subsidiary Cavanaugh Hill Investment Management, Inc., an SEC registered investment adviser. BOKF offers additional investment services and products through its subsidiary BOK Financial Securities, Inc., a broker/dealer, member FINRA/SIPC, and an SEC registered investment adviser and BOK Financial Private Wealth, Inc., also an SEC registered investment adviser. The information in the report was prepared by (SIA) Strategic Investment Advisors of BOKF, NA which is a division of BOK Financial Corporation.

This report is not to be considered a recommendation of any particular security, strategy or investment product, nor is it intended to provide personal investment advice. It does not take into account any specific investment objectives, financial situations, or particular needs of any specific person who may receive this report. The information provided in this presentation is for informational purposes only and is not an offer to sell or a solicitation of an offer to buy any securities in any jurisdiction. Investors should seek financial advice regarding the appropriateness of investing in any securities, other investment or investment strategies discussed in this report and should understand that statements regarding future prospects may not be realized. Information contained herein has been obtained from sources believed to be reliable, but not guaranteed.

Investments are not insured by the FDIC and are not guaranteed by any bank or bank affiliate. Investments are subject to risks, including the possible loss of the principal amount invested. This report may not be reproduced, redistributed, retransmitted or disclosed, or referred to in any publication, in whole or in part, or in any form or manner, without the express written consent of BOKF. Any unauthorized use or disclosure is prohibited.

Disclosures



The information provided herein was prepared by the Investment Management team of BOKF, NA. BOKF, NA is the bank subsidiary of BOK Financial Corporation (BOKF), a financial services holding company (NASDAQ:BOKF). BOKF offers trust and wealth management services through its subsidiaries including BOKF, NA (and its banking divisions Bank of Oklahoma, Bank of Texas, Bank of Albuquerque, and BOK Financial) and investment advisory services through its non-bank subsidiaries, Cavanal Hill Investment Management, Inc., and BOK Financial Private Wealth, Inc., each an SEC registered investment adviser, and BOK Financial Securities, Inc., also an SEC registered investment adviser and registered broker/dealer, member FINRA/SIPC (each an "Investment Affiliate") (collectively, "BOKF"). Distribution of this document is intended for informational purposes. Information contained herein has been obtained from sources believed to be reliable, but not guaranteed. The opinions expressed herein reflect the judgment of the author(s) as of the date prepared and are subject to change without notice and are not a complete analysis of any sector, industry, or security regardless of the date on which the reader may receive or access the information. The information provided is intended to be educational in nature and not advice relative to any investment or portfolio offered through an Investment Affiliate, and does not constitute any form of regulated financial, legal, or tax advice, or other regulated financial service. The content provided herein is not a solicitation for the investment management services of any Investment Affiliate, nor is it intended to constitute a recommendation for, or advice to, any specific person on behalf of any Investment Affiliate, as it does not take into account the financial objectives, situation, or needs of any specific person. This information is provided on the understanding that the recipient has sufficient knowledge and experience to be able to understand and make their own evaluation of said content, any risks associated therewith, and any related legal, tax, accounting, or other material considerations. Recipients should not solely rely on this material in making any future investment decision. To the extent that the recipient has any questions regarding the applicability of any specific issue discussed above to their specific portfolio or situation, they are encouraged to consult with a qualified lawyer, accountant, or financial professional.

This document may contain forward-looking statements that are based on management's beliefs, assumptions, current expectations, estimates, and projections, the securities and credit markets and the economy in general. Words such as "anticipates," "believes," "estimates," "expects," "forecasts," "plans," "projects," variations of such words and similar expressions are intended to identify such forward-looking statements. Management judgments relating to and discussion of the value and potential future value or performance of any security, group of securities, type of security or market segment involve judgments as to expected events and are inherently forward-looking statements. These statements are not guarantees of future performance. Likewise, past performance is not a guarantee of future results. This content is prepared for the use of the Investment Affiliates and their clients and prospective clients, and may not be reproduced, redistributed, retransmitted or disclosed, or referred to in any publication, in whole or in part, or in any form or manner, without the express written consent of BOKF or BOKF, NA. Any unauthorized use or disclosure is prohibited. Receipt and review of this document constitutes your agreement not to redistribute, retransmit, or disclose to others the contents, opinions, conclusion, or information contained herein. This report should not be distributed without the attached disclosures, and is considered incomplete if the disclosures are not attached.

*This chart is for illustrative purposes only and not indicative of any actual investment.

Asset allocation, diversification, and rebalancing do not ensure a profit or protect against loss in declining markets. Investing involves risks, including possible loss of principal, and there is no guarantee that investment objectives will be achieved.

BOK Financial® is a trademark of BOKF, NA. Member FDIC. Equal Housing Lender. 2024 BOKF, NA.

INVESTMENT AND INSURANCE PRODUCTS ARE: NOT FDIC INSURED | NOT GUARANTEED BY THE BANK OR ITS AFFILIATES | NOT DEPOSITS | NOT INSURED BY ANY FEDERAL GOVERNMENT AGENCY | MAY LOSE VALUE