

LEIGHTON



www.leightonasia.com

LEIGHTON STEALTH

Pipelay Accommodation Work Barge

- Shallow water pipelay barge with min. draft of 2.7 m
- Suitable for cable lay, lifting, diving, and hook-up support
- 2 x 280 MT crawler cranes and 50 MT side davits
- Reinforced stinger A-frame for 400 MT heavy lift
- Accommodation for 232 pax



A MEMBER OF THE CIMIC GROUP





Vessel Features

GENERAL

Class	ABS + A1, Pipelay / Accommodation / Work barge / Helideck
Flag	Singapore
Port of Register	Singapore
Year of Built	2006 Upgraded in 2009
Gross Tonnage	7'815 MT
Net Tonnage	2'334 MT
Summer DWT	7'064 MT
Distinctive No.	392271
Additional Compliance	Special purpose ship safety (SPS) MODU code

DIMENSIONS

LOA	100.58 m (330 ft)
Breadth	30.48 m (100 ft)
Depth	6.16 m (20 ft)
Draft (Minimum)	2.7 m
Draft (Operating)	4.3 m
Draft (Maximum)	4.5 m
Deck Loading Capacity	Min. 15 MT/m ²
Deck Frame Spacing	1.83 m
Deck Working Space	Approx. 1000m ²

MOORING SYSTEM

Arrangement	9-point mooring system
Fwd Mooring Winches	5 x single drum, 45 MT (mid drum) capacity, complete with 1200m of 42mm diameter wire rope
Aft Mooring Winches	4 x single drum, 35 MT (mid drum) capacity, complete with 1200 m of 42 mm diameter wire rope
Winch Control System	Local and remote control Electro hydraulic system
Tension Monitoring System	Fully automatic with payout length and tension measurement
Anchors	4 x 8 MT & 5 x 7 MT & 5 x 5 MT Delta Flipper


Leighton Stealth

CRANEAGE / LIFTING

Main Crane	2 x Hitachi Sumitomo SCX 2800-2 (280MT) crawler cranes with 45 m boom
Pipe Handling Davits	4 x 50 MT (optional)
Bow Crane	1 x knuckle boom crane on STBD bow
Stinger Frame (Optional)	Lifting capacity of 400 MT dynamic load, suitable for lifting subsea structures including PLEMS

PIPELAY CAPABILITY

Tensioner	2 x 50 MT track tensioners
Pipe Size Range	8" - 60" overall OD
Control System	Fully automatic electro hydraulic with manual override joystick control, pay in and pay out
Work Stations	Beveling station 7 totals stations in the firing line: 1 x fit up plus root & hot pass 2 x fill 1 x cap 1 x repair 1 x NDT 1 x field joint coating and strapping
Welding System	Accommodates manual, semi-automatic and fully automatic
Abandonment and Recovery Winch with Auto Load Transfer	100 MT capacity single drum complete with 600m of 64mm diameter wire rope
Pipe Handling System	Accommodates single pipe joint with Max pipe weight 32 MT 1 unit transverse pipe conveyor 2 units transfer vehicles 2 units line up tables 3 units longitudinal fixed rollers 1 unit auxiliary support 2 units elevating track supports 4 units stinger horizontal rollers 1 unit stinger vertical rollers Electro-hydraulic control system
Pipe Ramp	2.7 degree inclination
Stinger	Fixed truss type 30 m long
Stinger Winches	2 x 30 MT Capacity



Vessel Features

ACCOMMODATION & HELICOPTER FACILITIES

Accommodation	Suitable for 232 persons in 1, 2, & 4-man cabins
Hospital	With 3 beds
Galley	Fully-equipped to cater 240 man, with cool room, freezer room, and dry store
Common Facilities	2 x Recreation room Internet room Gymnasium Locker room Common toilets Laundry Stores
Control Room & Offices	Radio and control room Conference room Multi-purpose room
Workshop	Fully-equipped mechanical, electrical, welding and common workshops
Helideck	Suitable for Sikorsky S61 and S92 type helicopters. Compliant helideck CAP 437 & ABS

MACHINERY

Generators	4 x 1000 kW – Cummins engines 1 x 400 kW (Harbor) 1 x 400 kW (Emergency) System voltage: 415 V, 3 phases, 50 Hz
Air Compressors	4 x 290 cfm
Sewage Treatment Plant	1 no Hamworthy model ST15 - 240 man capacity
Water Maker	2 x 50 m ³ /day

SERVICE TANKS

Marine Diesel Storage	976.3 m ³ @ 98%
Fresh Water Storage	1348.4 m ³ @ 100%
Ballast Water	Total 5882.75 m ³ certified tanks barge full ballast system comprising 10 ballastable compartments
Sewage Storage	65.5 m ³

Leighton Stealth

AUXILIARY EQUIPMENTS AND PUMPS

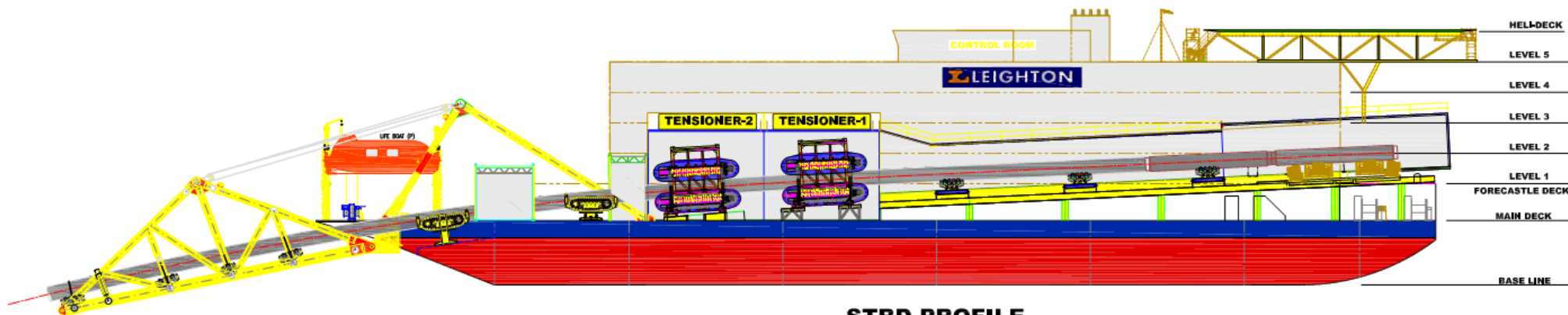
Bilge / Fire / Ballast Pump	2 x 200 m ³ /hr @ 60 m
Machinery Cooling / GS	2 x 35 m ³ /hr @ 15 m
FO Cargo Pump	2 X 70 m ³ /hr @ 50 m
FW Cargo Pump	1 x 40 m ³ /hr @ 40 m
FW Domestic Pump	2 x 15 m ³ /hr @ 50 m
Plimsoll / Anchor Wash Pump	2 x 20 m ³ /hr @ 60 m
Sewage Discharge Pump	1 x 5 m ³ /hr @ 20 m
Sludge / Dirty Oil Discharge Pump	1 x 11.3 m ³ /hr @ 20 m
FO Transfer Pump	2 x 3.5 m ³ /hr
LO Transfer Pump	1 x 3.5 m ³ /hr @ 20 m
Hydraulic Oil Transfer Pump	1 x 3.5 m ³ /hr @ 20 m
Hot Water Circulating Pump	2 x 4 m ³ /hr
Sprinkler Pump	1 x 85 m ³ /hr @ 100 m

COMMUNICATION & NAVIGATION

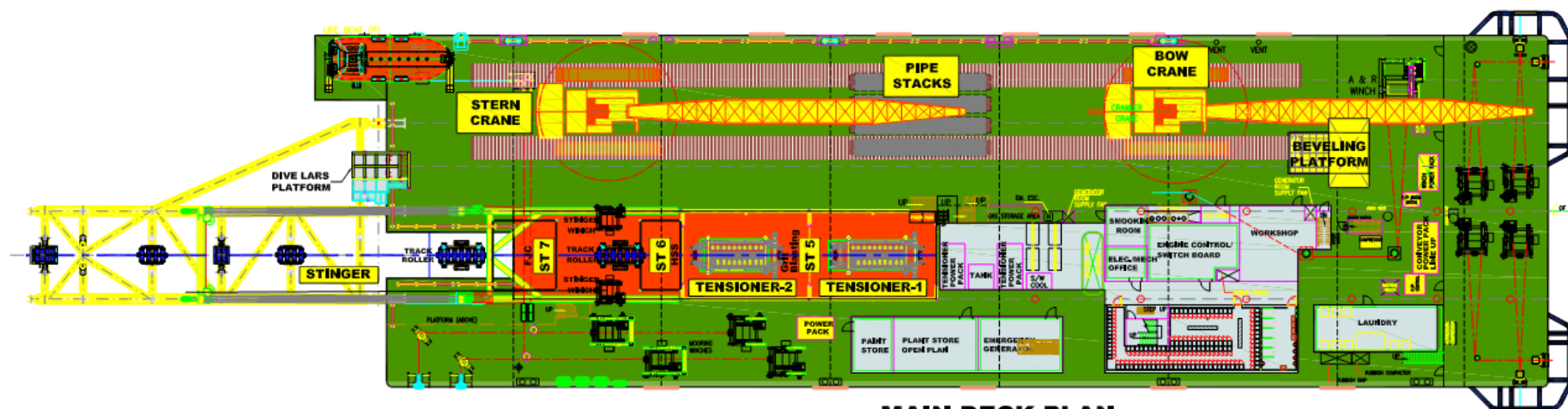
Communication System	Satellite system GMDSS VHF radio Two-way radio Aeronautical VHF Aeronautical VHF handheld NAVTEX PA System
Navigation System	Navigation lights GPS positioning Fog horn (ship's whistle) Aldis signal lamp

SAFETY EQUIPMENT

Life Boats	2 x 116 persons
Rescue Boats	2 x Viking 470 GRP
Navigation	COLREGS compliant arrangement
Life Rafts	16 x 25 persons
Life Vests, Buoys	For 264 persons
Fire Detection, Alarm & Fighting	SALWICO CS 4000 addressable system Emergency fire fight pump, 100 m ³ /hr @ 60 m Helideck sea water pump / direct bilge pump, 150 m ³ /hr @ 100 m



STBD PROFILE



MAIN DECK PLAN

* The information provided in this brochure is for general information purposes only and is not intended or to be construed as a warranty, an offer, or any representation of contractual or other legal responsibility. The information is subjected to change without prior notice.

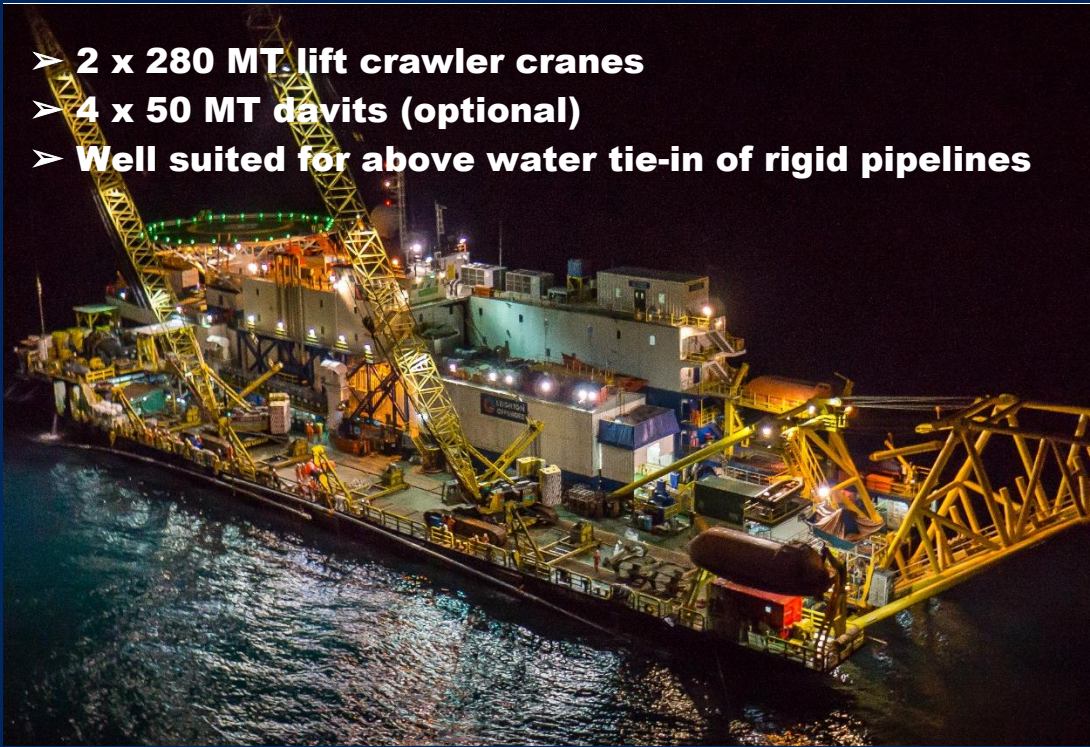
- Solid track record in pipelay & hook-up support works
- Achieved production of 100 joints of 48" Diameter (X65 PSL 2) pipe in a day
- Laid rigid pipe in Australia, Africa, Europe, and Asia (Middle East, SEA and India)



- Min. draft of 2.7 m
- Large deck area
- Accommodation for 232 pax with helideck



- 2 x 280 MT lift crawler cranes
- 4 x 50 MT davits (optional)
- Well suited for above water tie-in of rigid pipelines



- Stinger heavy lifting for subsea structure installation (optional): Dynamic capacity of 400 MT.