

Teaching Story:

MY HEARING TEST

Welcome to Children's National!




Inside the hospital, I go to the welcome desk.



The clinic is located around the corner from the Welcome desk.



I check in at the admissions office and wait for my name to be called.



I walk over to the sound booth and wait for the staff to open the door.



This is what the sound room looks like inside.



I sit in the room until a staff member comes in.



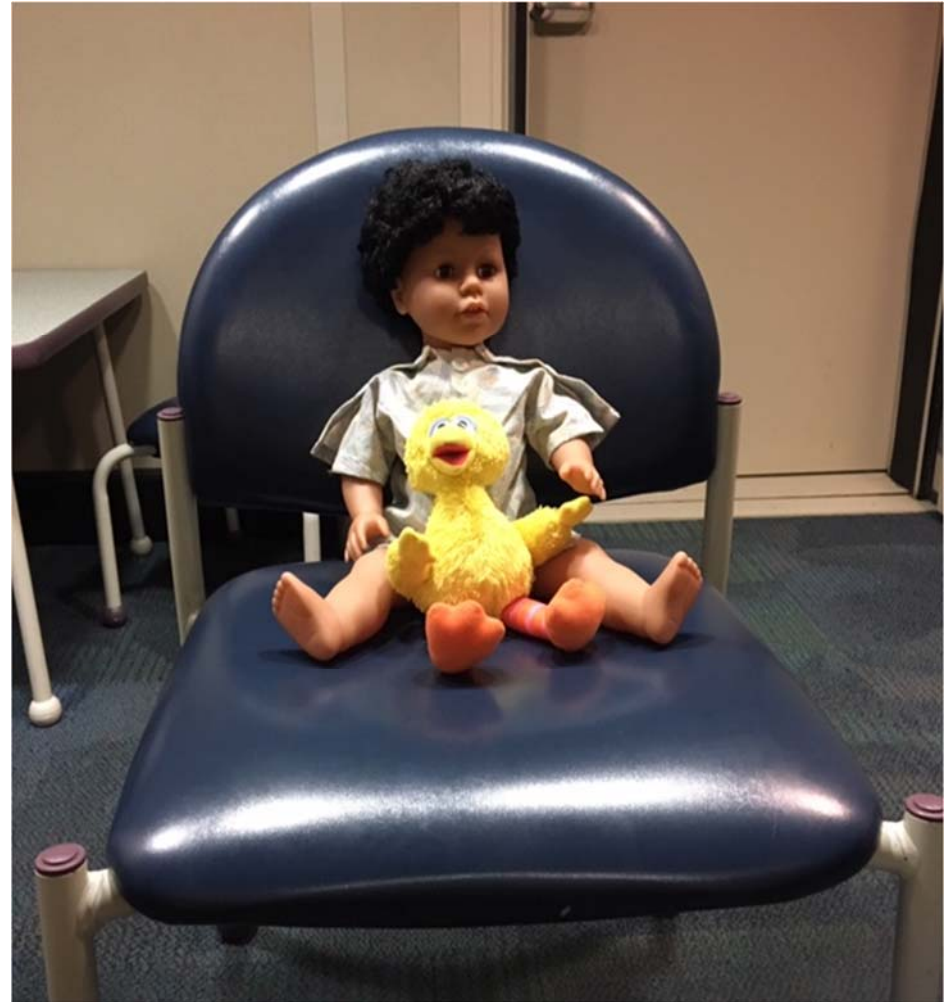
They shine a light in my ear to look inside.



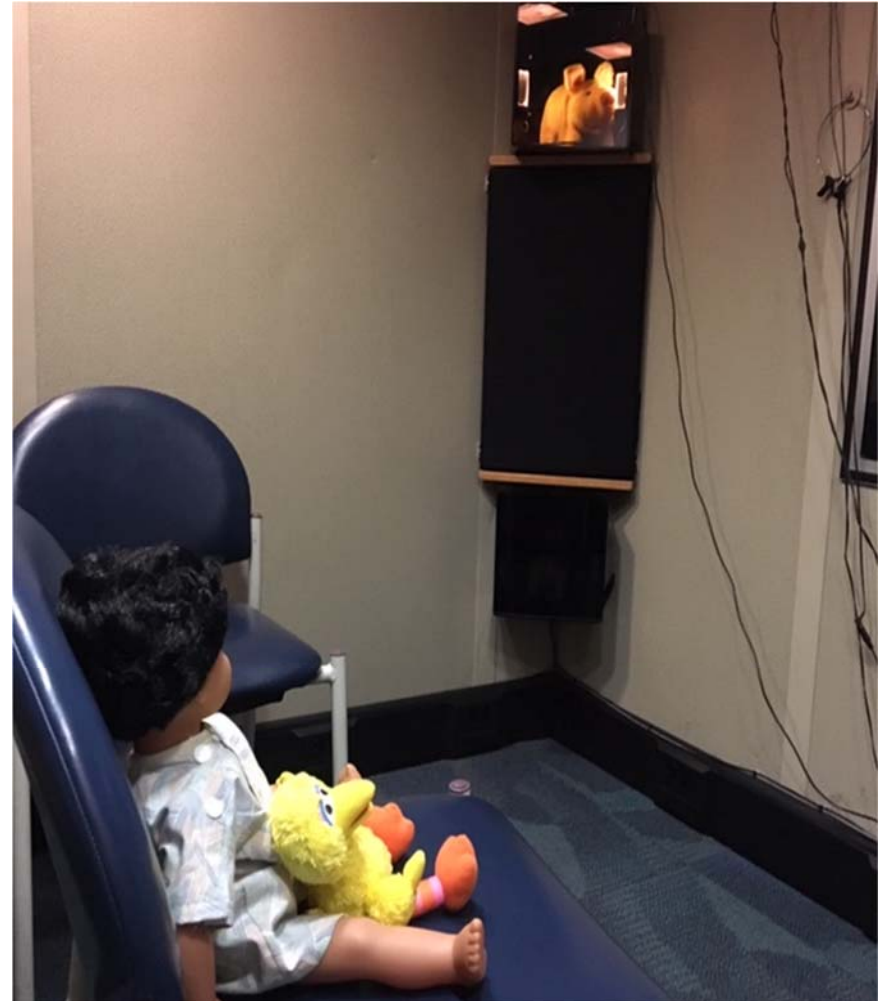
The staff places an ear bud inside my ear. A vibrating sound will flow through my ear with different tones



I get up and walk over to the next hearing booth. I sit and wait for the staff to start.



While I sit, the staff will show me different stuffed animals. I will turn my head in the direction of what I hear or see.





I will put on my headphones. I will do a "Play test". This is fun. Any time I hear a sound, I add a block.



I am all done! I get a reward, like stickers,
for doing such a great job!!

To schedule a hearing and speech **appointment**, please contact the clinic:
Phone: 202-476-5600

To request **Child Life support** for your child's visit, please contact Volunteer Services department at 202-476-8939.

For additional **autism specific support or resources** for medical services, please visit the following website: <http://childrensnational.org/autismvisualresources>

Or contact the Autism Behavioral Consult program:
Phone: 202-476-2884
E-mail: ABCconsultteam@childrensnational.org

Doll generously donated by:
My Sibling® and My Pal® Dolls
www.mysiblingdolls.com



Elmo and Big Bird are Muppet characters of

