

MÜLLERIAN ANOMALIES

Absent Uterus



Müllerian agenesis

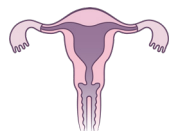


Müllerian agenesis with unilateral functional endometrium and unilateral atrophic endometrium

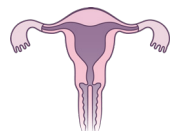


Müllerian agenesis with bilateral functional endometrium

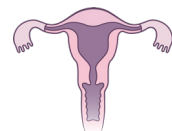
Single Uterus



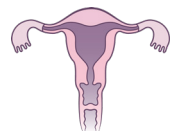
Longitudinal vaginal septum of variable length



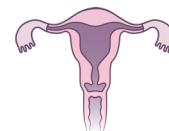
Longitudinal vaginal septum with septum extending to cervix



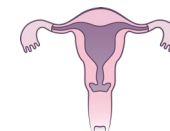
Low transverse vaginal septum



Mid transverse vaginal septum



High transverse vaginal septum



Distal vaginal agenesis (atresia)

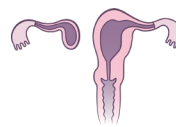
Unicornuate Uterus



Unicornuate uterus



Unicornuate uterus with distal atrophic uterine remnant



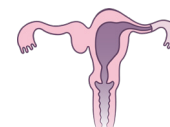
Unicornuate uterus with distal uterine remnant with functional endometrium



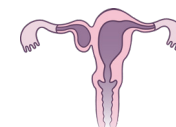
Unicornuate uterus with atrophic remnant connected by fibrous band



Unicornuate uterus with remnant with functional endometrium connected by fibrous band



Unicornuate uterus with associated atrophic uterine remnant



Unicornuate uterus with associated terine remnant with functional endometrium

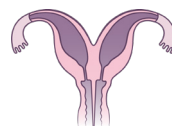
Duplicated Uterus



Uterus didelphys



Uterus didelphys with longitudinal vaginal septum



Uterus didelphys with obstructed hemivagina



Bicornuate uterus



Bicornuate uterus with communicating tract



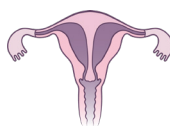
Bicornuate uterus with communicating tract



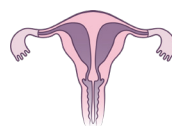
Uterus bicornuate bicollis with longitudinal vaginal septum



Uterus bicornuate bicollis with obstructed hemivagina



Complete septate uterus with duplicated cervixes



Complete septate uterus with duplicated cervixes and longitudinal vaginal septum



Complete septate uterus with duplicated cervixes and obstructed hemivagina



Müllerian duplication with unilateral obstructed hemiuterus and hemivagina

