

LGA Reliability Report

General Information

This report shows what the network looks like in your Local Government Area, provides an overview of the unplanned outages that have occurred; and the work we are doing to manage network reliability in your area.

Note: The LGA average may not describe your individual experience, and statistics do not include license condition excludable events.

Unplanned Outage

A sudden loss of electricity that occurs unexpectedly that is not part of a scheduled maintenance plan. These outages can last for varying periods of time depending on the severity of the issue.

Usually due to factors like:

- Severe weather e.g. storms or floods,
- Equipment failure,
- Vehicle strikes to power poles, or
- Damage to power lines e.g. from fallen trees.

Planned Outage

A deliberate interruption of supply scheduled in advance, allowing customers to be notified beforehand about the power disruption and its expected duration.

These are needed to perform network maintenance, upgrades, or repairs on the electrical grid so that we can continue to provide safe, reliable power to our communities.

Why does my power go off and on again?

This is the network operating as intended to clear temporary faults; or our automated switches working to restore power to people outside of a faulted area of the network. If you have a short outage, it means our network is working as intended to prevent a longer sustained outage.

Planned Works

We evaluate the projects and programs that we deliver to maintain reliability for our customers, while also minimising impacts to cost. These projects can include the following:



**Automated
Switch Installs**



**Equipment
Upgrades**



**Community
Batteries**



About Endeavour Energy

Endeavour Energy has been supplying power that's safe, reliable and affordable for more than 130 years. Our history dates from 1890 when Penrith was the first town in the region to supply electricity to 60 homes.

Today, we power the lives of 2.7 million people living and working in Australia's fastest growing economies including Sydney's Greater West, the Illawarra, Southern Highlands, and South Coast.

Blue Mountains Council Reliability Report

Financial Year 2024

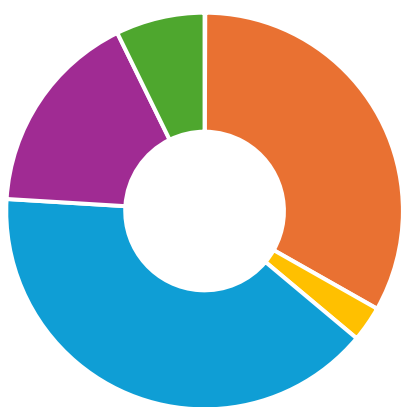
221

Unplanned outages in FY24
(4,750 across Endeavour Energy franchise)

77%

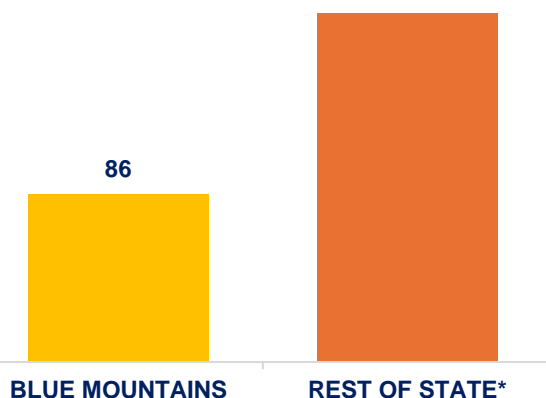
LGA population experienced an outage
(64% across Endeavour Energy franchise)

What caused the outages in FY24?



- HUMAN ELEMENT
- TREE CONTACT
- UNKNOWN
- EQUIPMENT FAILURE
- STORM ACTIVITY
- OBJECT HITTING NETWORK

Average time without power (mins/year)



* Compared to similar network composition

The highest outage cause types were equipment failure (40%) and tree contact (33%). The equipment failure rate is higher than the rural network average of 21%, and the tree contact aligns with the 33% rural average.

Blue Mountains customers experienced around 86 minutes without power in FY24, compared to 179 minutes across comparable networks in the rest of the state. The average time to repair an outage was 112 mins.

Upcoming Works to FY30

- 128 m conductor replacement
- 15 km CCT installation
- Install 3 community batteries
- 31 automated switch installs
- 3 early fault detection device installs
- 3 power transformer (33kV) replacements
- Protection system upgrades to 4 zone substations
- Self-healing network rollout
- Access track refurbishments
- Pole replacements
- Steel tower replacements



98%

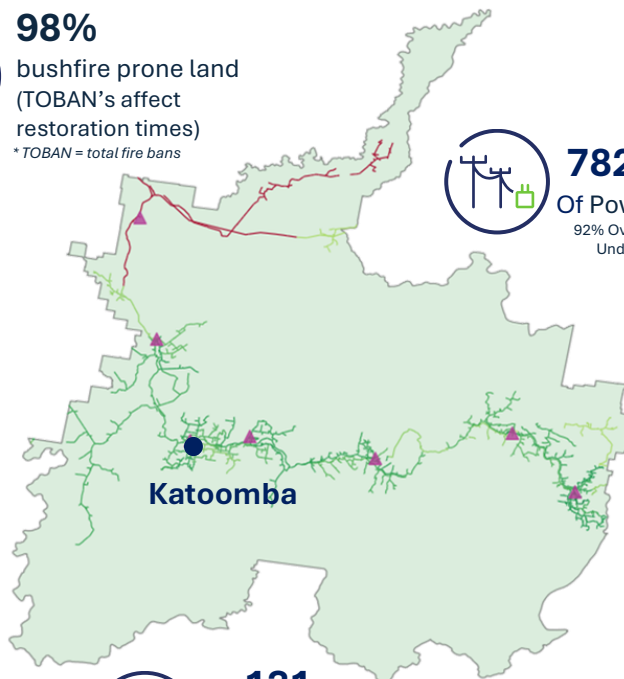
bushfire prone land
(TOBAN's affect restoration times)

* TOBAN = total fire bans



782kms

Of Power Lines
92% Overhead, 8% Underground



131

Automated
Switches