

# The Colchester Global Government Bond Fund - Class I

APIR Code ETL5525AU

As of 31/03/2025



## Fund Overview

The Colchester Global Government Bond Fund seeks to deliver growth and income to investors whilst offering the defensive characteristics of a global sovereign bond portfolio over the medium term. We believe that if we hold a portfolio of high real yielding bonds and currencies that are undervalued according to their real exchange rate that over time this will prove rewarding. At the heart of Colchester's value-oriented philosophy is the belief that investments should be valued in terms of the income they will generate in real terms. Our approach is based on the analysis of inflation, real interest rates and real exchange rates supplemented by an assessment of sovereign financial balances. Portfolios are constructed to benefit from those opportunities with the greatest relative investment potential for a given level of risk.

CUM Unit Price (31/03/2025)	Current Distribution p.a.	Net Annual Return Since Inception p.a.	Net Total Return Since Inception	Fund Size (\$million)
0.7970	3.32%	1.21%	10.55%	976.4 AUD

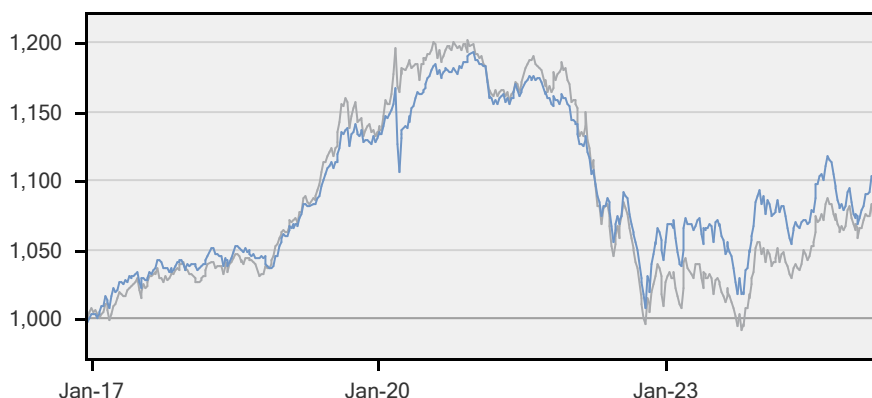
Past performance is not an indicator of future performance. Fund Inception: 09/12/2016

## Colchester Overview

- Privately owned specialist sovereign bond and currency asset manager.
- Founded by Chairman & CIO Ian Sims in 1999.
- Time proven value-oriented fixed income strategies.
- Highly experienced and stable team with a globally recognised track record.
- Strong client alignment with the investment team investing in the strategies & the company.

## Growth of 1,000 AUD Invested at Inception

■ Fund ■ Benchmark



## Net Performance (%)

	1M	3M	6M	YTD	1Y	Annualised		
						3Y	5Y	S.I.
<b>Fund</b>	0.26%	2.79%	-0.72%	2.79%	2.25%	-0.06%	-0.49%	1.21%
<b>Benchmark</b>	-0.54%	0.86%	-0.52%	0.86%	2.74%	-1.13%	-1.76%	0.90%
<b>Relative</b>	0.81%	1.93%	-0.21%	1.93%	-0.49%	1.07%	1.27%	0.32%

## Calendar Year Net Performance (%)

	2018	2019	2020	2021	2022	2023	2024	YTD
<b>Fund</b>	2.07%	6.82%	5.60%	-3.36%	-9.59%	4.78%	-1.58%	2.79%
<b>Benchmark</b>	2.51%	6.63%	5.87%	-2.38%	-13.85%	4.62%	1.23%	0.86%
<b>Relative</b>	-0.44%	0.19%	-0.27%	-0.98%	4.26%	0.16%	-2.80%	1.93%

Past performance is not an indicator of future performance

## Key Information

Fund Inception	09/12/2016
Benchmark	FTSE World Government Bond Index (AUD Hedged)
Management Fee	0.60%
Buy/Sell Fee	Nil
Distributions	Quarterly Distribution
Liquidity	Daily
Min Application	\$1m or as per platform
Min Additional	\$100k or as per platform

## Platform Listings

AMP iAccess | AMP North/MyNorth | AMP Portfolio Care | AMP Summit | AMP iAccess | Asgard | Ausmaq | BT Panorama | BT Wrap | CFS Edge | Colonial FirstChoice | Colonial FirstWrap | Grow Wrap | HUB24 | IconIQ | IOOF eXpand | IOOF FinHQ | IOOF Pursuit | Macquarie Wrap | Mason Stevens | MLC Navigator | MLC Wrap | Netwealth | Oasis Wrap | edni | Portfolio One | PowerWrap | Praemium | Symetry | uXchange | WealthO2 | Xplore Wealth

# The Colchester Global Government Bond Fund - Class I

APIR Code ETL5525AU

As of 31/03/2025



## Fund Characteristics

	Fund	Benchmark
Yield to Maturity (Unhedged)	4.95%	3.32%
Running Yield (Unhedged)	4.11%	2.73%
Modified Duration (Years)	6.15	6.78
Average Coupon	3.84%	2.67%
Average Credit Quality	AA-	AA

## Top 5 Securities Holdings

	Currency	Weight (%)
1. Poland I/L 2% Aug '36	PLN	3.18%
2. United States 4.375% Nov '28	USD	2.28%
3. United States 4.875% Oct '28	USD	2.16%
4. United States 5% Oct '25	USD	2.05%
5. Mexico 7.75% May '31	MXN	1.93%

## 5 Largest Active Positions - Bonds (%)

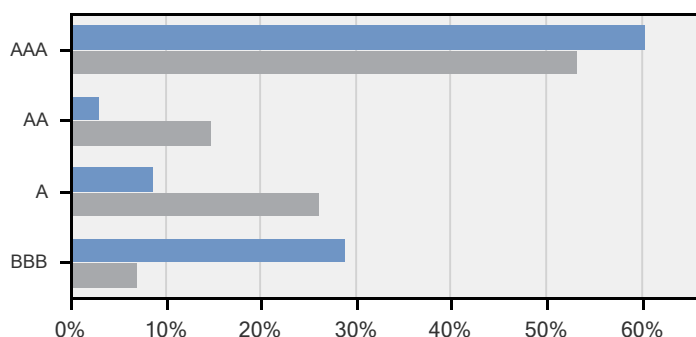
Country	Fund	Versus Benchmark (%)
Europe	9.51%	-17.02%
Mexico	12.46%	11.74%
United States	31.26%	-11.41%
China	0.00%	-10.11%
Japan	0.15%	-9.81%

## 5 Largest Active Positions - Currency (%)

Currency	Fund	Versus Benchmark (%)
United States Dollar	-9.56%	-9.56%
Euro	-5.84%	-5.84%
Swedish Krona	5.33%	5.33%
Japanese Yen	5.17%	5.17%
Norwegian Krone	4.48%	4.48%

## Credit Quality

■ Fund ■ Benchmark



## Commentary

The fund returned 0.32% (gross of fees) over the month, outperforming the benchmark which returned -0.54%. Bond selection added 0.47% to relative returns and currency selection added 0.39%. The top three positive bond contributors to relative returns were the underweight positions in Europe and Japan and the overweight position in Mexico. The top three positive currency contributors to relative returns were the long positions in Swedish Krona, Norwegian Krone and British Pound.

Increased market volatility amidst unpredictable and fast-changing US trade policies, coupled with a major shift in fiscal policy in Germany, pushed bond yields higher during March in many major global bond markets. This resulted in a negative return over the month on the FTSE World Government Bond Index in US dollar-hedged terms of -0.5%. In unhedged terms however the index returned a positive 0.7% as the US dollar continued its path of recent weakness. Over the first quarter returns on the index were 0.9% in US dollar-hedged terms, and a robust 2.6% in unhedged terms as investor concerns around US growth and policy uncertainty weighed on the Dollar.

Over the past three months, the newly inaugurated President Donald Trump has dominated the headlines with various announcements, and policy changes leading to a rising sense of uncertainty. The economic implications of US trade policy in particular, have exercised investors and economists. The full extent of the trade tariffs to be imposed by the US remains to be seen but the trade deficit of the US widened to a record in January suggesting front-loading of imports. The Federal Reserve held its policy meeting in March, deciding to hold interest rates steady, but lowering expectations of growth for this year, and increasing inflation projections. Headline inflation fell marginally to 2.8% in February, but inflation expectations appear to be rising amongst households and market participants. US Treasuries were relatively flat for the month of March but have delivered a strong return of 2.9% over the quarter.

In Germany, the incoming coalition government proposed a significant reform of a fiscal rule known as the debt brake. This policy turn aims to allow significant public spending on defence and infrastructure and reflects a pivotal attitude shift within Europe's largest economy. Whilst this will increase Germany's fiscal deficit, and most likely lead to higher public debt as a percentage of GDP, the positive impact on growth should not be ignored particularly given the country's balance sheet is starting from a position of relative strength. Given Germany's deep economic integration with its European trading partners, this shift will have wide-reaching consequences for the rest of Europe also. In France meanwhile, Prime Minister Bayrou pushed a slightly watered-down budget through the lower house via executive powers, and survived multiple votes of no confidence, marking some progress in the country's political stalemate. In response to the dramatic policy changes in Germany, yields across the Eurozone rose sharply this month resulting in negative returns. With German Bunds returning -2% over the quarter, the underweight position in the core European markets was a positive contributor to the outperformance of the Colchester global bond programme.

Turning to Asia, Bank of Indonesia left rates unchanged in March, whilst the local equity market experienced significant volatility driven by concerns around the trajectory of fiscal policy. Despite the volatility, Indonesian government bonds returned 0.3% this month and 2.1% over the quarter. In Mexico, the bond market rallied significantly as the economy slowed and the central bank lowered its policy rate by 0.5%. The overweight position in Mexican bonds was a further positive contributor to the excess return over the first quarter.

The US dollar weakened against most other major currencies this year and consequently the programme's underweight position has been a positive for relative returns. The Swedish krona, Norwegian krone and Japanese yen, all performed particularly strongly, returning 10.0%, 7.8% and 5.1% respectively over the quarter. Elsewhere, the Chinese renminbi performed relatively poorly even as it strengthened modestly against the US dollar.

# The Colchester Global Government Bond Fund - Class I

APIR Code ETL5525AU

As of 31/03/2025



## Sales & Marketing Enquiries



Monica Hood  
Head of Distribution - Australia and New Zealand

Email: [mhood@colchesterglobal.com](mailto:mhood@colchesterglobal.com)  
Phone: +61 431 478 780

Team Email: [MarketingClientServiceAUSNZ@colchesterglobal.com](mailto:MarketingClientServiceAUSNZ@colchesterglobal.com)  
Website: [www.colchesterglobal.com.au](http://www.colchesterglobal.com.au)

## Fund Administration & Client Service Enquiries

### Colchester Global Investors Unit Registry

#### Applications

Email: [colchester@onevue.com.au](mailto:colchester@onevue.com.au)  
Fax: +61 3 8672 7741  
Post: GPO Box 804  
Melbourne, VIC 3001

#### Client Service Enquiries

Email: [colchester@onevue.com.au](mailto:colchester@onevue.com.au)  
Phone: +61 3 9046 4040

#### Transactions

Email: [colch.transactions@onevue.com.au](mailto:colch.transactions@onevue.com.au)

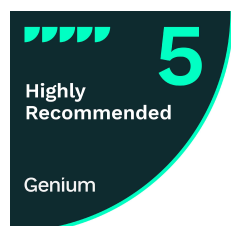
## Fund Shareclass Research Ratings



Morningstar Medalist Rating™ As of 04/04/2024  
Analyst Driven % 100  
Data Coverage % 100



Produced by MSCI ESG Research as of 31/03/2025



## Colchester Fund Awards



Colchester Global Government Bond Fund - Class A



Global and Diversified Fixed Interest



Global and Diversified Fixed Interest



Colchester Global Government Bond Fund - Class N



Colchester Global Government Bond Fund - Class I

## Important Information and Disclosures

This document is prepared by Colchester Global Investors (Singapore) Pte. Ltd (ABN 58 159 947 583). Equity Trustees Limited (ABN 46 004 031 298, AFSL 240975), a subsidiary of EQT Holdings Limited (ABN 22 607 797 615), a publicly listed company on the Australian Securities Exchange (ASX: EQT), is the Responsible Entity of the Colchester Global Government Bond Fund (ARSN 168 909 671) (the "fund"). This document is not intended to be securities or financial product advice and should not be relied upon as such. To obtain a copy of the Fund's PDS please contact Colchester. The PDS should be considered in deciding whether to acquire, or continue to hold, an investment in the Fund. This information is of a general nature only and does not take into account the investment objectives, financial situation or particular needs of any investor and should not be taken as a securities or stock recommendation. These factors should be considered before any investment decision is made in relation to the Fund. The performance of the Fund is not guaranteed. Colchester, Equity Trustees Limited and their related parties, their employees and directors make no representation (express or implied) and shall have no liability in any way arising from the provision of this document for any loss or damage, direct or indirect, arising from the use of this document.

Capitalised terms used in this factsheet without definition have the meaning given in the PDS. Investors should read this information and seek advice before making an investment in the Fund. Past performance is not a prediction or guarantee of future performance and the value of any investment may fall as well as rise. Investment in the Fund puts your capital at risk. You may lose some or all of your investment. Net of fee returns reflect the deduction of fees and expenses and are calculated on the basis of the applicable fee rates as described in the PDS. Additional information regarding policies and procedures for calculating and reporting returns is also available on request.

This information is provided for indicative purposes only, and is supplied in good faith based on sources which we believe, but do not guarantee, to be accurate or complete as of the date of this factsheet. Such information is current as of the date of this factsheet and may be subject to change without notice. If there is any conflict between this factsheet and the PDS, the PDS shall prevail.

This factsheet is not to be used or considered as an offer to sell or solicitation of an offer to buy any securities. Nothing in this factsheet should be construed as providing any type of investment, tax or other advice, or be considered a solicitation, recommendation, endorsement or offer to purchase or sell any financial instrument.

The Fund can invest in bonds (which may include inflation linked bonds) issued by governments, government agencies and supra-national agencies (such as the World Bank), irrespective of whether such bonds are included in the benchmark. The Fund will tend to purchase bonds with characteristics similar to those in the benchmark however, the investment strategy can lead to significant deviation from the benchmark in terms of country and currency weightings and duration, which can cause the return of the Fund to differ significantly from that of the benchmark. The Fund can invest in currencies using contracts on the spot and forward market, such as forward currency contracts (contracts to buy or sell a currency at a specified future time at an agreed price).

London Stock Exchange Group plc and its group undertakings (collectively, the "LSE Group"). © LSE Group 2025. FTSE Russell is a trading name of certain of the LSE Group companies. "FTSE®" is a trade mark of the relevant LSE Group companies and is used by any other LSE Group company under license. "TMX®" is a trade mark of TSX, Inc. and used by the LSE Group under license. All rights in the FTSE Russell indexes or data vest in the relevant LSE Group company which owns the index or the data. Neither LSE Group nor its licensors accept any liability for any errors or omissions in the indexes or data and no party may rely on any indexes or data contained in this communication. No further distribution of data from the LSE Group is permitted without the relevant LSE Group company's express written consent. The LSE Group does not promote, sponsor or endorse the content of this communication.

Valuation and returns have been calculated in AUD as at month end. The WMR exchange rate used by the index provider in compiling FTSE World Government Bond Index 100% hedged in Australian dollars (AUD) is the predominant exchange rate used in valuing the Fund.

All securities are rated by Nationally Recognized Statistical Rating Organizations (NRSRO) Moody's, Standard & Poor's (S&P), and/or Fitch. If a security is rated by more than one of these organisations, the highest rating assigned is used in our credit rating breakdowns. Ratings are measured on a scale that generally ranges from AAA (being the highest) to D (being the lowest).

Colchester Global Investors (Singapore) Pte. Ltd is registered in Singapore, Company Registration No: 201202440M. Registered Office: 6 Battery Road #40-02A, Six Battery Road, Singapore 049909. Colchester Global Investors (Singapore) Pte. Ltd holds a capital markets services licence in fund management issued by the Monetary Authority of Singapore pursuant to the Securities and Futures Act 2001. Colchester Global Investors (Singapore) Pte. Ltd is exempt from the requirement to hold an Australian financial services licence under the Corporations Act 2001 (Cwth) in respect of financial services provided to wholesale clients in Australia. Colchester Global Investors (Singapore) Pte. Ltd. is regulated by the Monetary Authority of Singapore under Singaporean laws which differ from Australian laws. Therefore, Australian wholesale clients are not necessarily subject to the same types of legal protections or remedies that they would enjoy if Colchester was directly subject to the Corporations Act. Colchester is entitled to offer its financial services in Australia pursuant to an exemption from the requirement to hold an Australian Financial Services Licence under the Corporations Act, on the basis, among other things, that the clients are Wholesale Clients within the meaning of the Corporations Act.

The rating published on October 2024 for Colchester Global Government Bond Fund Class I is issued by Lonsec Research Pty Ltd (<https://www.lonsec.com.au/>) ABN 11 151 658 561 AFSL 421 445 (Lonsec Research). Ratings are general advice only and have been prepared without taking account of investors' objectives, financial situation or needs. Consider your personal circumstances, read the product disclosure statement and seek independent financial advice before investing. The ratings are not a recommendation to purchase, sell or hold any product. Past performance information is not indicative of future performance. Ratings are subject to change without notice and Lonsec Research assumes no obligation to update. Lonsec Research uses objective criteria and receives a fee from the Fund Manager. Visit [lonsec.com.au](https://www.lonsec.com.au/) for ratings information and to access the full report. © 2025 Lonsec. All rights reserved.

The Zenith Investment Partners (ABN 27 103 132 672, AFS Licence 226872) ("Zenith") rating (Colchester Global Government Bond Fund - Class I (ETL5525AU) assigned March 2025) referred to in this piece is limited to "General Advice" (s766B Corporations Act 2001) for Wholesale clients only. This advice has been prepared without taking into account the objectives, financial situation or needs of any individual, including target markets of financial products, where applicable, and is subject to change at any time without prior notice. It is not a specific recommendation to purchase, sell or hold the relevant product(s). Investors should seek independent financial advice before making an investment decision and should consider the appropriateness of this advice in light of their own objectives, financial situation and needs. Investors should obtain a copy of, and consider the PDS or offer document before making any decision and refer to the full Zenith Product Assessment available on the Zenith website. Past performance is not an indication of future performance. Zenith usually charges the product issuer, fund manager or related party to conduct Product Assessments. Full details regarding Zenith's methodology, ratings definitions and regulatory compliance are available on our Product Assessments and at <https://www.zenithpartners.com.au/our-solutions/investment-research/regulatory-guidelines/>.

Colchester Global Government Bond Fund Class I has a Morningstar Medalist Rating™ of 'Bronze' as of 04-04-2024. © 2025 Morningstar, Inc. All rights reserved. The information contained herein: (1) is proprietary to Morningstar and/or its affiliates or content providers; (2) may not be copied, adapted or distributed; (3) is not warranted to be accurate, complete or timely and 4) has been prepared for clients of Morningstar Australasia Pty Ltd (ABN: 95 090 665 544, AFSL: 240892), subsidiary of Morningstar. Neither Morningstar nor its content providers are responsible for any damages arising from the use and distribution of this information. Past performance is no guarantee of future results. Any general advice has been provided without reference to your financial objectives, situation or needs. For more information refer to our Financial Services Guide at [www.morningstar.com.au/s/fsg.pdf](http://www.morningstar.com.au/s/fsg.pdf). You should consider the advice in light of these matters and if applicable, the relevant Product Disclosure Statement before making any decision to invest. Morningstar's publications, ratings and products should be viewed as an additional investment resource, not as your sole source of information. Morningstar's full research reports are the source of any Morningstar Ratings and are available from Morningstar or your adviser. To obtain advice tailored to your situation, contact a financial adviser. Some material is copyright and published under license from ASX Operations Pty Ltd ACN 004 523 782.

© 2025 FE Money Management. all rights reserved. the information, data, analyses, and opinions contained herein (1) include the proprietary information of FE Money Management (2) may not be copied or redistributed (3) do not constitute investment advice offered by FE Money Management (4) are provided solely for informational purposes and therefore are not an offer to buy or sell a security (5) are not warranted to be correct, complete, or accurate. FE Money Management shall not be responsible for any trading decisions, damages, or other losses resulting from, or related to, this information, data, analyses, or opinions or their use. FE Money Management does not guarantee that a fund will perform in line with its Fund Manager of the Year award as it reflects past performance only. Likewise, the Fund Manager of the Year award should not be any sort of guarantee or assessment of the creditworthiness of a fund or of its underlying securities and should not be used as the sole basis for making any investment decision.

Zenith Investment Partners Pty Ltd ABN 27 103 132 672 AFSL 226872 Fund Awards issued 13 October 2023 & 14 October 2022 are solely statements of opinion and not a recommendation in relation to making any investment decisions. Fund Awards are current for 12 months and subject to change at any time. Fund Awards for previous years are for historical purposes only. Full details on Zenith Fund Awards at <https://www.zenithpartners.com.au/zenith-fund-awards-2023/>.

MSCI ESG Research LLC's ("MSCI ESG") Fund Ratings products (the "Information") provide environmental, social and governance data with respect to underlying securities within more than 56,000 multi-asset class Mutual Funds and ETFs globally. MSCI ESG is a Registered Investment Adviser under the Investment Advisers Act of 1940. MSCI ESG materials have not been submitted to, nor received approval from, the US SEC or any other regulatory body. None of the Information constitutes an offer to buy or sell, or a promotion or recommendation of, any security, financial instrument or product or trading strategy, nor should it be taken as an indication or guarantee of any future performance, analysis, forecast or prediction. None of the Information can be used to determine which securities to buy or sell or when to buy or sell them. The Information is provided "as is" and the user of the Information assumes the entire risk of any use it may make or permit to be made of the Information.

The Genium rating (assigned 29 August 2024) presented in this document is issued by Genium Investment Partners Pty Ltd ABN 13 165 099 785, which is a Corporate Authorised Representative of Genium Advisory Services Pty Ltd ABN 94 304 403 582, AFSL 246580. The Rating is limited to "General Advice" (s766B Corporations Act 2001 (Cth)) and has been prepared without taking into account the objectives, financial situation or needs of any individual, including target markets of financial products, where applicable, and is subject to change at any time without notice. Past performance information is for illustrative purposes only and is not indicative of future performance. It is not a recommendation to purchase, sell or hold the relevant product(s). Investors should seek independent financial advice before making an investment decision in relation to this financial product(s). Genium receives a fee from the Fund Manager for researching and rating the product(s). Visit [Geniumip.com.au](http://Geniumip.com.au) for information regarding Genium's Ratings methodology.

The Colchester Global Government Bond Fund's Target Market Determination is available at <https://colchesterglobal.com.au/invest-with-colchester-global/>. A Target Market Determination is a document which is required to be made available from 5 October 2021. It describes who this financial product is likely to be appropriate for (i.e. the target market), and any conditions around how the product can be distributed to investors. It also describes the events or circumstances where the Target Market Determination for this financial product may need to be reviewed.

Information about how to make a complaint about the Fund, any right to compensation and any cancellation rights will be provided to you upon request.

Responsible investing is an integral part of the investment process however Colchester never makes investment decisions based solely upon ESG factors. Unless specified in the offering documents, specific assets with poor ESG ratings may not be excluded from portfolios.

No part of this document may be reproduced or published in any form or by any means without Colchester's prior written permission.