

Cooper Investors Global Equities Fund (Unhedged)



MONTHLY FACT SHEET | SEPTEMBER 2024

FUND STRATEGY

The Fund will invest in global equities where we identify compelling Risk Adjusted Value Latency. We apply the CI Way and VoF investment process (www.cooperinvestors.com/about-us) across a focused watchlist of companies identified through both qualitative and quantitative research, along with an extensive company visitation programme. Diversification of risks is achieved through owning businesses across different Subsets of Value, industries, regions and sizes. The Fund may differ significantly from the benchmark, may invest in stocks of any size, and will generally be fully invested in 30-50 holdings.

FUND FACTS

Portfolio Manager	Marcus Guzzardi and Geoffrey Di Felice
Structure	Global Equities Fund, Unhedged
Inception Date	1 September 2008
Management Fee	1.20% per annum inclusive of GST
Benchmark	MSCI All Countries World Index Net Dividends in Australian Dollars
Distribution	Bi-Annually
Performance Fee	10% of the Fund's out-performance of the Benchmark plus GST. A high water mark applies
Maximum Cash	12%
Minimum Investment	\$20,000

FUND PERFORMANCE – NET RETURNS[#]

	Portfolio	Benchmark	Relative
1 month	1.06%	0.07%	0.98%
Rolling 6 months	-2.53%	3.14%	-5.67%
Rolling 1 Year	13.84%	22.57%	-8.73%
Rolling 3 Year [*]	2.68%	9.54%	-6.87%
Rolling 5 Year [*]	8.09%	11.55%	-3.45%
Rolling 7 Year [*]	10.15%	12.18%	-2.03%
Rolling 10 Year [*]	11.09%	11.98%	-0.86%
Since Inception [*]	9.26%	9.49%	-0.23%
Since Inception [^]	315.66%	329.97%	-14.31%

^{*} Annualised

[^] Cumulative (Inception date was 1 September 2008)

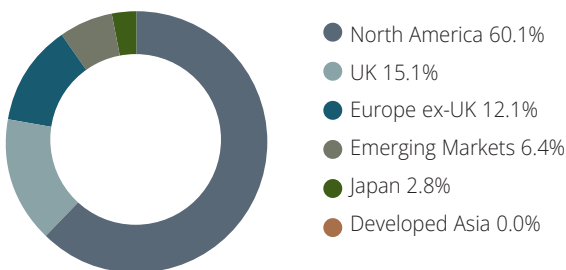
[#] Net of Fees and expenses

Past performance is not a reliable indicator of future performance

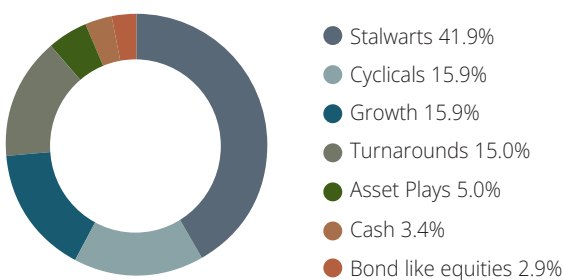
Source: Internal CI data reports, 30 September 2024

CURRENT GEOGRAPHICAL EXPOSURE BY SOURCE OF REVENUES

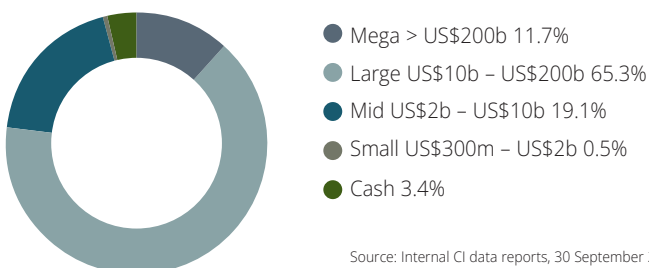
(Data updated at the start of each calendar quarter)



CAPITAL ALLOCATION VIA SUBSETS OF VALUE



CURRENT HOLDINGS BY MARKET CAPITALISATION



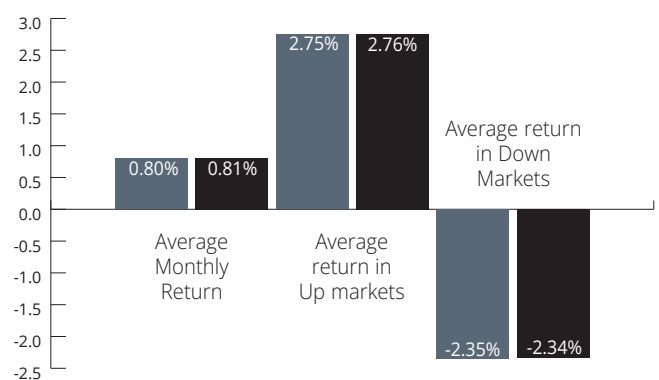
Source: Internal CI data reports, 30 September 2024

PORTFOLIO SNAPSHOT

Stock	Subsets of Value
Booking Holdings	Growth
London Stock Exchange	Stalwarts
Ferguson	Cyclicals
Ferrovial	Bond like equities
Sony Corp	Asset Plays
Frontier Communications	Turnarounds

SINCE INCEPTION NET RETURNS IN UP AND DOWN MARKETS

- Cooper Investors Global Equities Fund (Unhedged)
- MSCI ACWI Net Dividends in Australian Dollars



Inception date was 1 September 2008.

Net of fees and expenses

Past performance is not a reliable indicator of future performance

Source: Internal CI data reports, 30 September 2024