



# BofA Securities Conference

Elizabeth Gaines, CEO  
12 May 2020



Global force  
Thriving communities

# Forward Looking Statements

## Disclaimer

### Important Notice

The purpose of this presentation is to provide general information about Fortescue Metals Group Ltd ("Fortescue"). It is not recommended that any person makes any investment decision in relation to Fortescue based on this presentation. This presentation contains certain statements which may constitute "forward-looking statements". Such statements are only predictions and are subject to inherent risks and uncertainties which could cause actual values, results, performance or achievements to differ materially from those expressed, implied or projected in any forward-looking statements.

No representation or warranty, express or implied, is made by Fortescue that the material contained in this presentation will be achieved or prove to be correct. Except for statutory liability which cannot be excluded, each of Fortescue, its officers, employees and advisers expressly disclaims any responsibility for the accuracy or completeness of the material contained in this presentation and excludes all liability whatsoever (including in negligence) for any loss or damage which may be suffered by any person as a consequence of any information in this presentation or any error or omission therefrom.

Fortescue accepts no responsibility to update any person regarding any inaccuracy, omission or change in information in this presentation or any other information made available to a person nor any obligation to furnish the person with any further information.

### Additional Information

This presentation should be read in conjunction with the Annual Report at 30 June 2019 together with any announcements made by Fortescue in accordance with its continuous disclosure obligations arising under the *Corporations Act 2001* and ASX Listing Rules.

Any references to reserve and resources estimations should be read in conjunction with Fortescue's Ore Reserves and Mineral Resources statements released to the Australian Securities Exchange on 2 April 2019 for its Magnetite projects and on 23 August 2019 for its Haematite projects. Fortescue confirms in the subsequent public report that it is not aware of any new information or data that materially affects the information included in the relevant market announcement and, in the case of estimates of mineral resources or ore reserves, that all material assumptions and technical parameters underpinning the estimates in the relevant market announcement continue to apply and have not materially changed.

All amounts within this presentation are stated in United States Dollars consistent with the functional currency of Fortescue Metals Group Ltd, unless otherwise stated. Tables contained within this presentation may contain immaterial rounding differences.

# A world class company

Wholly owned,  
fully integrated  
supply chain

**>1.3 billion tonnes**  
Shipped

**170 - 175mtpa**  
Shipping rate

**Core supplier  
to China**

**Industry leading  
cost position**

# COVID-19 response

Prioritise the health of our people, maintain jobs, sustain our business and protect our communities

Temporary extension of operational roster

Additional bus and air charter services

Temperature and health testing and rapid screening

Non-essential site and office-based teams working from home

Village gyms and licensed areas closed

1,300 care packages to Aboriginal communities

# Safety and unique culture

**2.5** TRIFR

Total Recordable Injury Frequency Rate on a 12 month rolling basis

**11%**

Improvement compared to 30 June 2019

Reducing fatality risk profile



# 1H20 highlights

**88.6** million tonnes  
Iron ore shipped

**US \$4.2** billion  
Underlying EBIDTA

**65%**  
Underlying EBITDA margin

**US \$2.5** billion  
Net profit after tax

**US \$0.80** (A \$1.16)  
Earnings per share

**A \$0.76** per share  
Fully franked interim dividend

# March quarter 2020 highlights

**TRIFR 2.5**

11% improvement from 2.8 in FY19

**US\$73/dmt**

Average price received 82% of 62% Fe Index

**42.3mt shipped**

10% higher than Q3 FY19

**US\$13.27/wmt**

C1 costs 2% lower than Q3 FY19

**Growth projects**

Key milestones achieved

**US\$0.1 billion**

Net cash

# Integrated mine to market infrastructure





# Robust demand in China

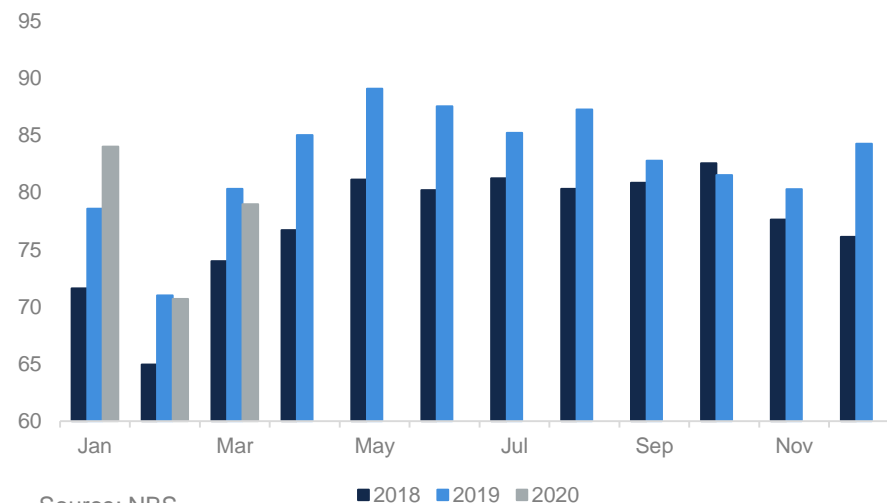
## China's steel production increased 1.2% YoY in Q1 CY20

Fortescue is a core supplier of iron ore to China

China's steel production increased to 235mt in Q1 CY20

Steel inventories drawn down as economic activity recovers

China Crude Steel Production (mt)



Source: NBS

# Iron ore prices resilient



## Sustained demand and supply disruptions support the iron ore market

Strong demand for Fortescue's products

Realisation of 84% of the Platts 62% Index year-to-date FY20

Draw down of iron ore stocks at Chinese ports

Iron Ore Prices (CFR China), US\$/dmt



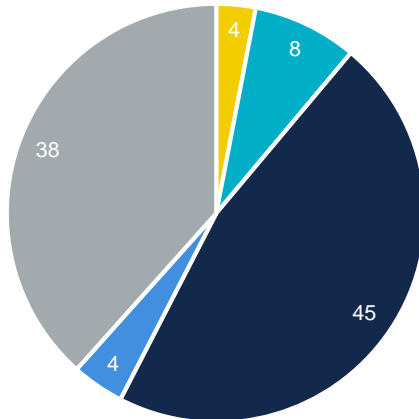
# Enhanced product mix delivers value

Realising the benefits of West Pilbara Fines



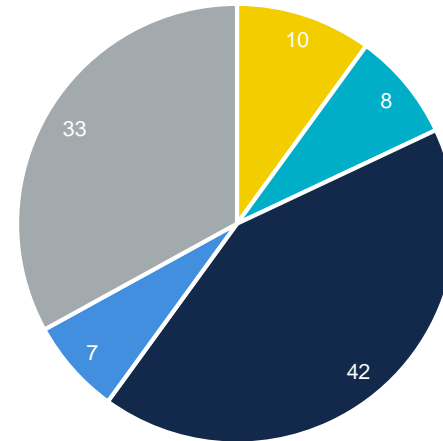
Fortescue's product mix %

9 months to March 2019



- West Pilbara Fines
- Kings Fines
- Fortescue Blend
- Fortescue Lump
- Super Special Fines

9 months to March 2020



- West Pilbara Fines
- Kings Fines
- Fortescue Blend
- Fortescue Lump
- Super Special Fines

# Growth and development



# Eliwana project

US\$1.275 billion capital investment,  
Progressing on schedule and budget

## Stage 1 earthworks

on 143km railway completed

## First steel erection

of 30mtpa dry OPF

## Aerodrome and village

completed, first charter June 2020

## Construction peak

mid-2020

# Iron Bridge Magnetite Project

US\$2.6 billion investment delivering enhanced returns to  
shareholders and JV partners

**22 mpta, 67% Fe product**

First ore on ship mid-2022

**Detailed engineering**

passed halfway mark

**First blast at OPF site**

Allowing earthworks to commence

**Site construction**

will commence second half of CY20

# Energy infrastructure

US\$800<sup>1</sup> million investment providing 25–30 per cent of stationary energy requirements from solar

## Pilbara Transmission project

275km of high voltage transmission lines

## Pilbara Generation project

150MW gas, 150MW solar PV

## Large scale battery storage

## Chichester Solar Gas Hybrid

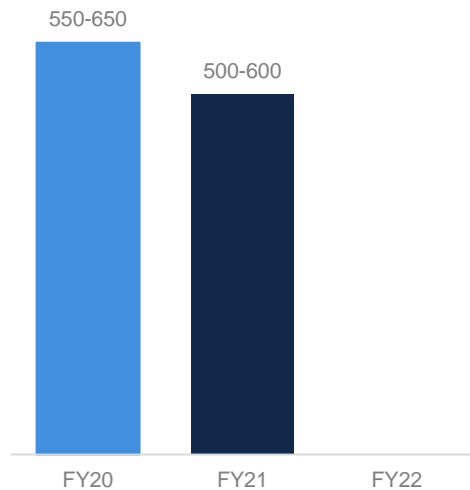
Displacing around 100 million litres of diesel at Chichester Hub

<sup>1</sup> Fortescue US\$700m PEC and Alinta Energy's Chichester Solar Gas Hybrid investment

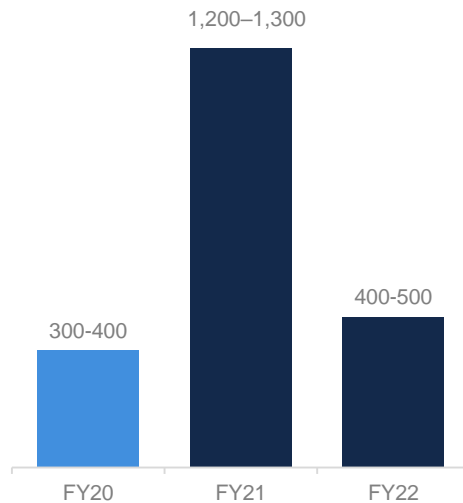
# Investing in growth



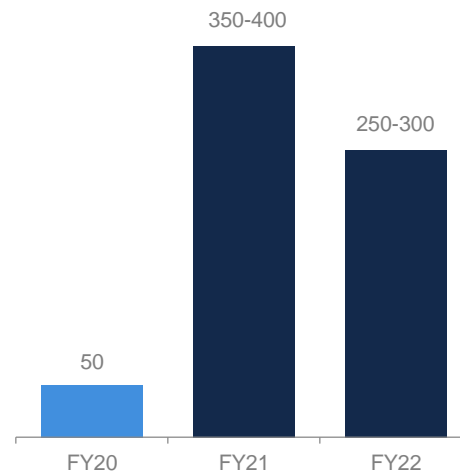
Eliwana Mine and Rail (US\$m)



Iron Bridge Magnetite (US\$m)



Pilbara Energy Connect (US\$m)





# FY20 Guidance

---



**175-177mt**

Shipments

**US\$12.75-\$13.25**

C1 cost / wmt

**US\$2.0-2.2 billion**

Capital investment

# Key strategic focus

---



**Balance sheet strength**

**Long term sustainability**

**Growth and development**

**Enhanced returns to shareholders**

# Our Vision

The safest, lowest cost, most profitable mining company

# Fortescue's Values

---

 Safety	 Family	 Empowerment	 Frugality	 Stretch targets
 Integrity	 Enthusiasm	 Courage and determination	 Generating ideas	 Humility



Fortescue

[www.fmgl.com.au](http://www.fmgl.com.au)

 FortescueNews

