



Technology and innovation driving growth at Fortescue

Elizabeth Gaines, CEO
27 November 2019



**Global force
Thriving communities**

Forward looking statement

Important Notice

The purpose of this presentation is to provide general information about Fortescue Metals Group Limited ("Fortescue"). It is not recommended that any person makes any investment decision in relation to Fortescue based on this presentation. This presentation contains certain statements which may constitute "forward-looking statements". Such statements are only predictions and are subject to inherent risks and uncertainties which could cause actual values, results, performance or achievements to differ materially from those expressed, implied or projected in any forward-looking statements.

No representation or warranty, express or implied, is made by Fortescue that the material contained in this presentation will be achieved or prove to be correct. Except for statutory liability which cannot be excluded, each of Fortescue, its officers, employees and advisers expressly disclaims any responsibility for the accuracy or completeness of the material contained in this presentation and excludes all liability whatsoever (including in negligence) for any loss or damage which may be suffered by any person as a consequence of any information in this presentation or any error or omission therefrom.

Fortescue accepts no responsibility to update any person regarding any inaccuracy, omission or change in information in this presentation or any other information made available to a person nor any obligation to furnish the person with any further information.

Additional Information

This presentation should be read in conjunction with the Annual Report at 30 June 2019 together with any announcements made by Fortescue in accordance with its continuous disclosure obligations arising under the *Corporations Act 2001*.

Any references to reserve and resources estimations should be read in conjunction with Fortescue's Ore Reserves and Mineral Resources statements released to the Australian Securities Exchange on 2 April 2019 for its Magnetite projects and on 23 August 2019 for its Haematite projects. Fortescue confirms in the subsequent public report that it is not aware of any new information or data that materially affects the information included in the relevant market announcement and, in the case of estimates of mineral resources or ore reserves, that all material assumptions and technical parameters underpinning the estimates in the relevant market announcement continue to apply and have not materially changed.

All amounts within this presentation are stated in United States Dollars consistent with the functional currency of Fortescue Metals Group Limited, unless otherwise stated. Tables contained within this presentation may contain immaterial rounding differences.

A world class company

Wholly owned,
fully integrated
supply chain

>1.3 billion
Shipped

~170mtpa

**Core supplier
to China**

**Low cost
producer**

FY19: a record year

Underpinned by record safety performance

167.7 million tonnes
Shipped

US \$6.0 billion
Underlying EBITDA

US \$3.2 billion
Net profit after tax (NPAT)

US \$13.11 /wmt
C1 cost

US \$2.1 billion
Net debt

A \$1.14 per share
Total FY19 paid dividend

A strong start to FY20

First quarter of FY20 builds on record results in FY19

Safety 2.7

Total Recordable Injury Frequency Rate

42.2mt

Shipments for the quarter

US\$12.95/wmt

C1 costs

US\$85/dmt

Average revenue received

US\$3.4 billion

Cash on hand

US\$0.5 billion

Net debt

Investment in growth

Unparalleled track record and capability in safely developing and operating major iron ore projects in the Pilbara



Resources sector: Australia's economic powerhouse

Underpinning the first current account surplus in 44 years

WA exports

Accounts for 43% of Australian exports*

WA GSP

14% of Australia's Gross Domestic Product*

China

Represents 50% of WA's export market*

Australian exports

Mining and resources accounts for 57%#

*Department of Jobs, Tourism, Science and Innovation | WA Economic Profile (August 2019);

#Department of Mines, Industry Regulation and Safety | 2018-19 review of mineral and petroleum industry activity

Building strong relationships with China

WA companies have forged strong connections with China

Supplier

First shipment to China in 2008

Investment and financing arrangements

Procurement

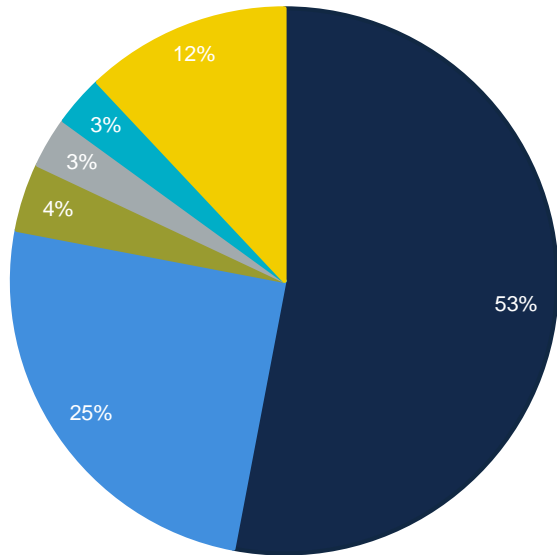
Over US\$1 billion procurement from China

Academic, policy and social engagement

Global steel production

China produces 51 per cent of global steel

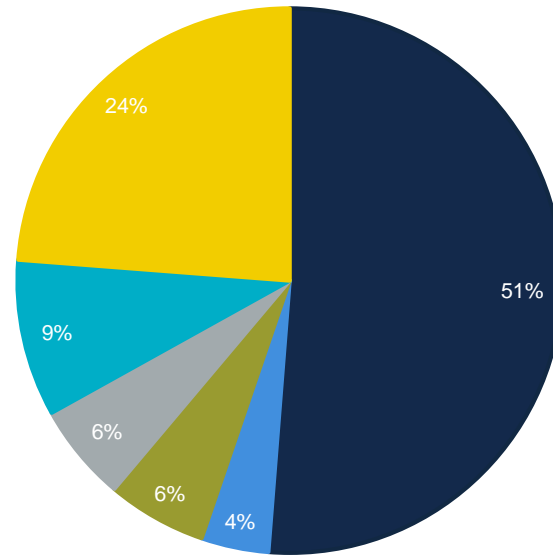
Global Share of Iron Ore Exports (2018)



■ Australia ■ Brazil ■ South Africa ■ Canada ■ Ukraine ■ Rest of World

Source: Department of Industry, Innovation and Science, Resources and Energy Quarterly June 2019

Share of World Crude Steel Production (2018)



■ China ■ South Korea ■ India ■ Japan ■ European Union ■ Rest of World

Source: World Steel Association

We are
innovators



Automated mining

Innovation delivering safety and productivity improvements



AHS operation

>37 million km safely travelled

Autonomous drills

8 drills in operation

AHS conversion

147 trucks in operation

Remote operations

Integrated operations centre

Sustainable low cost producer

Industry leading cost position

Structural improvements

Solomon + blending + processing


Productivity and efficiency

Utilisation, recoveries, maintenance

Innovation and technology

Autonomy, conveyor, ore carriers, data analysis

C1 US\$/wmt



Energy strategy

Innovative and practical initiatives
managing emissions and cost of supply

Gas opportunities

Displacing diesel using gas as a
transition fuel

Automation

Offsetting haul distance, reducing
fleet requirements

Relocatable conveyor

Reducing haulage distances,
increasing efficiency

Hydrogen

Partnership with CSIRO

Ambition for hydrogen

Hydrogen is part of a
broader energy strategy

Technology

Research, study and commercialise

Our operations

Reduce carbon footprint and
cost of energy

Domestic industry

Develop, partner or participate in
hydrogen related projects

Global supply chain

Supporting export of green hydrogen

Chichester Solar Gas Hybrid

100 per cent of daytime stationary energy requirements at Fortescue's Chichester Hub will be powered by renewable energy

60MW solar pv generation facility

60-kilometre transmission line

Displace around 100 million litres of diesel

Pilbara Energy Connect

Beyond equipment and technology

Empowering our
people to deliver
practical solutions

Safety culture

Communities

Aboriginal
engagement

Diversity





Training at the heart of what we do

Empowering our people to be successful

AHS Training

Over 3,000 people trained in autonomy

Successful retraining

Career transition and opportunities

VTEC and Trade Up

Training for a guaranteed job and providing pathways to an apprenticeship

A State of innovators

Delivering for West Australian and national economies

World leader in safety

Automation

Receiving global recognition, space industry

Renewable energy

Increased connectivity, new industry

Workforce of the future

Our Vision

The safest, lowest cost, most profitable mining company

Fortescue's Values

 Safety	 Family	 Empowerment	 Frugality	 Stretch targets
 Integrity	 Enthusiasm	 Courage and determination	 Generating ideas	 Humility



Fortescue

www.fmgl.com.au

 FortescueNews

