

Quick guide to CPE credits

CPE Rules | Activities | Submission tips

Continuing Professional Education (CPE) is your passport to professional growth and excellence. It enables you to maintain your hard-earned certification and membership.

This guide is your essential roadmap to understanding CPE credit requirements, discovering engaging activities, and mastering the art of effective CPE planning. Dive in, and let's embark on a journey to elevate your career to new heights through CPE!

For full guidance on certification and membership maintenance requirements, and a detailed description of each of the topics covered below, consult the [CPE Handbook](#).

CPE Requirements per certification

Certification	Type	Suggested annual minimum	3-year total
	Group A	15	45
	Group A or B	-	-
	Total	15	45
	Group A	30	90
	Group A or B	10	30
	Total	40	120
	Group A	20	60
	Group A or B	10	30
	Total	30	90
	Group A	15	45
	Group A or B	5	15
	Total	20	60
	With CISSP	20	60
	Without CISSP	Group A	
	Group A	47	140

General CPE rules and guidelines

Group A and B CPE credits

CC holders: Group A only

Group A

Core cybersecurity activities in the areas of your certification domains. Examples: certification training, cybersecurity conference

CC holders: Group A only

Group B

General professional development activities not related to cybersecurity. Examples: leadership training, course on critical thinking

Calculating CPE credits

- 1 CPE per hour, max 40 per activity.
- Increments of 0.25, 0.50, 0.75 accepted.
- The end date of the activity determines which cycle the CPE applies to.

Have more than one ISC2 Credential?

The CPE activities you submit will count towards all your certifications with a relevant domain.

Rollover CPE credits

- Group A CPE credits in excess of your minimum requirement.
- Group B credits cannot be rolled over.
- Must be earned within the last 6 months of your certification cycle.
- The maximum number of credits you can roll over is equal to your recommended annual number. For example: a CISSP may roll over a maximum of 40 CPEs.

Renewal

CPE activities submitted + All AMFs paid = Congratulations!

Your certification and membership are automatically renewed for another cycle.

CPE Audit

ISC2 auditors perform random audits of submitted CPE activities. This is to uphold compliance with ANSI/ISO standards for certifications.

Note: auto-submitted CPE credits for ISC2 activities are exempt from audit!

Top tip:

When submitting your CPE activities, select all the relevant domains from all your certifications in a single submission. Always document and upload evidence of your CPE activities when submitting CPE credits to streamline audits!

Grace period

- If you do not meet your CPE + AMF requirements by your certification cycle end date, you will have an additional 90 days to submit all outstanding credits.
- If you miss your final deadline, your certification and membership will be suspended.
- You will remain suspended for 2 years before your status is terminated.

Top tip:

Get in touch with us if you are struggling to meet your CPE requirements by deadline. Our Customer Service Team are here to help!

CPE categories

When you login to the CPE portal to submit your CPE credits, you will be presented with four category options

Contributions to the profession

Group A and B

Group A: new educational content you develop or deliver related to the domains of your certification, or in a general topic (Group B)

Examples: writing, researching books, preparing webcasts, exam development, volunteering activities, etc.

Auto-submitted
ISC2 activities available

Education

Group A and B

Group A: self-directed learning you consume on topics related to the domains of your certification, or in a general topic (Group B).

Examples: reading books, magazines, white papers. Attending degree courses, industry conferences, training for ISC2 certifications, etc.

Auto-submitted
ISC2 activities available

Professional development

Group B only

Activities around enhancing professional skills.

Examples: leadership training, course on interpersonal communication, project management training, etc.

Auto-submitted
ISC2 activities available

Unique work experience

Max 10 Group A

Activities performed during working hours when they relate to a unique projects or assignment that falls outside your day-to-day responsibilities.

ISC2 CPE activities

All the below learning resources have been developed by ISC2 with your continuing education and professional development in mind. CPE credits for these activities will typically be awarded on a 1 CPE per learning hour basis and applied to your member account automatically. To start learning and earning, click on each activity and get taken straight to the source.




Certificates



Courses



Security Congress




Secure & Spotlight Events




Webinars




CPE Partner Events



Official Online Certification Training




News and Insights Quiz




Blog Content Contributor



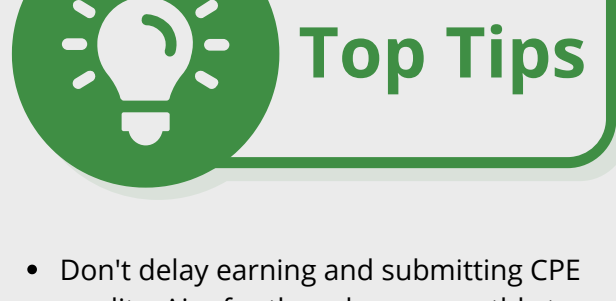
Chapter Meetings



Exam Development



Volunteering
ISC2 and the
Center for
Cyber Safety
and Education



Top Tips

- Don't delay earning and submitting CPE credits. Aim for three hours monthly to ease certification renewal.
- Maintain a log (digital or physical) for CPE activities—date, title, duration. One source for easy portal input.
- ISC2 auto-submissions can take up to 4-6 weeks to reflect in your account.
- Register for ISC2 BrightTALK webinars with your member ID upfront. You cannot add your ID subsequently and will need to submit CPEs manually.
- If the submitted activity relates to multiple ISC2 certifications you hold, ensure you choose all relevant domains from all your certifications during submission.
- Avoid last-minute CPE credit submission; audits can delay certification renewal.
- Numerous CPE-eligible activities exist beyond education—presentations, volunteering, meetings, articles, etc. Check the CPE Handbook for the full list.

For a comprehensive CPE credits guide:

Download the ISC2 CPE Handbook



Ready to submit CPE credits?

Log in to your CPE Portal



Have any questions?

Get in Touch

