

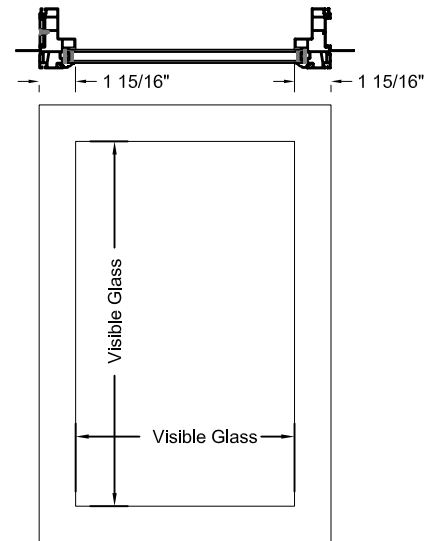
| Specification | Standard Features | Optional Features <small>Some options may require additional lead time. Consult your JELD-WEN Sales Representative.</small> | | |
|---------------------------------------------------------------------------------------------------------------------------------------------------------|-------------------------------------------------------------------------------------------------------------------------------------------------------------------|--------------------------------------------------------------------------------------------------------------------------------------------------------------------------------------------------------------------------------------------------------------------------------------------------------------------------------------------------------------------------------------------------------------------------------------------------------------------|---------------------------------------------------------------------------------------------------------------------------------------------------------|-------------------------------------------------------------------------------------------------------------------------------------------------------------------|
| Full Colour | <ul style="list-style-type: none"> • White | <ul style="list-style-type: none"> • Desert Sand Solid Colour | | |
| Exterior Trim Colour | <ul style="list-style-type: none"> • White | <table style="width: 100%; border: none;"> <tr> <td style="vertical-align: top;"> <ul style="list-style-type: none"> • Desert Sand • Red • Brown • Mist Grey • Blue </td> <td style="vertical-align: top;"> <ul style="list-style-type: none"> • Linen • Green • Ivory • Slate • Ivy </td> </tr> </table> | <ul style="list-style-type: none"> • Desert Sand • Red • Brown • Mist Grey • Blue | <ul style="list-style-type: none"> • Linen • Green • Ivory • Slate • Ivy |
| <ul style="list-style-type: none"> • Desert Sand • Red • Brown • Mist Grey • Blue | <ul style="list-style-type: none"> • Linen • Green • Ivory • Slate • Ivy | | | |
| Size | <ul style="list-style-type: none"> • Width 12 5/8" to 95 3/8" • Height 12 5/8" to 95 3/8" | | | |
| Frame | <ul style="list-style-type: none"> • 3 1/4" with Integral Nailing Fin (2 1/4" Jamb) | <table style="width: 100%; border: none;"> <tr> <td style="vertical-align: top;"> <ul style="list-style-type: none"> • Brickmould w/Sill Nosing • 3 1/4" Extender • Exterior Casing • Drip Edge </td> <td style="vertical-align: top;"> <ul style="list-style-type: none"> • 1 1/4" J-Trim • U-Channel • Sill Expander </td> </tr> </table> | <ul style="list-style-type: none"> • Brickmould w/Sill Nosing • 3 1/4" Extender • Exterior Casing • Drip Edge | <ul style="list-style-type: none"> • 1 1/4" J-Trim • U-Channel • Sill Expander |
| <ul style="list-style-type: none"> • Brickmould w/Sill Nosing • 3 1/4" Extender • Exterior Casing • Drip Edge | <ul style="list-style-type: none"> • 1 1/4" J-Trim • U-Channel • Sill Expander | | | |
| IGU Make-Up | <ul style="list-style-type: none"> • Dualpane | | | |
| Glazing | <ul style="list-style-type: none"> • Insulating Clear | <table style="width: 100%; border: none;"> <tr> <td style="vertical-align: top;"> <ul style="list-style-type: none"> • Low-E w/Argon • Rainglass • Gluechip • Bronze • Laminated </td> <td style="vertical-align: top;"> <ul style="list-style-type: none"> • Pinhead • Narrow Reed • Sandblasted • Grey • All glass available tempered </td> </tr> </table> | <ul style="list-style-type: none"> • Low-E w/Argon • Rainglass • Gluechip • Bronze • Laminated | <ul style="list-style-type: none"> • Pinhead • Narrow Reed • Sandblasted • Grey • All glass available tempered |
| <ul style="list-style-type: none"> • Low-E w/Argon • Rainglass • Gluechip • Bronze • Laminated | <ul style="list-style-type: none"> • Pinhead • Narrow Reed • Sandblasted • Grey • All glass available tempered | | | |
| Grilles | | <ul style="list-style-type: none"> • 5/8" Wide IGU (Internal Grille Unit) • 5/16" Narrow IGU (Internal Grille Unit) | | |
| Jamb Depth | <ul style="list-style-type: none"> • 2 1/4" | <table style="width: 100%; border: none;"> <tr> <td style="vertical-align: top;"> <ul style="list-style-type: none"> • 3 1/4" • 6 1/2" </td> <td style="vertical-align: top;"> <ul style="list-style-type: none"> • 4 1/2" • Available up to 12 1/2" </td> </tr> </table> | <ul style="list-style-type: none"> • 3 1/4" • 6 1/2" | <ul style="list-style-type: none"> • 4 1/2" • Available up to 12 1/2" |
| <ul style="list-style-type: none"> • 3 1/4" • 6 1/2" | <ul style="list-style-type: none"> • 4 1/2" • Available up to 12 1/2" | | | |
| Jamb Options | | <table style="width: 100%; border: none;"> <tr> <td style="vertical-align: top;"> <ul style="list-style-type: none"> • Vinyl Jamb Extension • Paint Grade Wood </td> <td style="vertical-align: top;"> <ul style="list-style-type: none"> • Pacific Coast Hemlock • Oak </td> </tr> </table> | <ul style="list-style-type: none"> • Vinyl Jamb Extension • Paint Grade Wood | <ul style="list-style-type: none"> • Pacific Coast Hemlock • Oak |
| <ul style="list-style-type: none"> • Vinyl Jamb Extension • Paint Grade Wood | <ul style="list-style-type: none"> • Pacific Coast Hemlock • Oak | | | |

N.T.S.

| Code Size | Visible Glass (sq.ft.) |
|-----------|------------------------|
| 33 | = 0.43 |
| 34 | = 0.65 |
| 35 | = 0.86 |
| 36 | = 1.08 |
| 37 | = 1.29 |
| 375 | = 1.4 |
| 38 | = 1.51 |
| 39 | = 1.72 |
| 310 | = 1.94 |
| 312 | = 2.37 |
| 314 | = 2.80 |
| 315 | = 3.01 |
| 316 | = 3.23 |
| 318 | = 3.66 |
| 320 | = 4.09 |
| 321 | = 4.31 |
| <hr/> | |
| 43 | = 0.65 |
| 44 | = 0.97 |
| 45 | = 1.29 |
| 46 | = 1.61 |
| 47 | = 1.94 |
| 475 | = 2.10 |
| 48 | = 2.26 |
| 49 | = 2.58 |
| 410 | = 2.91 |
| 412 | = 3.55 |
| 414 | = 4.20 |
| 415 | = 4.52 |
| 416 | = 4.84 |
| 418 | = 5.49 |
| 420 | = 6.14 |
| 421 | = 6.46 |
| <hr/> | |
| 53 | = 0.86 |
| 54 | = 1.29 |
| 55 | = 1.72 |
| 56 | = 2.15 |
| 57 | = 2.58 |
| 575 | = 2.80 |
| 58 | = 3.01 |
| 59 | = 3.44 |
| 510 | = 3.88 |
| 512 | = 4.74 |
| 514 | = 5.60 |
| 515 | = 6.03 |
| 516 | = 6.46 |
| 518 | = 7.32 |
| 520 | = 8.18 |
| 521 | = 8.61 |
| 524 | = 9.90 |
| <hr/> | |
| 63 | = 1.08 |
| 64 | = 1.61 |
| 65 | = 2.15 |
| 66 | = 2.69 |
| 67 | = 3.23 |
| 675 | = 3.50 |
| 68 | = 3.77 |
| 69 | = 4.31 |
| 610 | = 4.84 |
| 612 | = 5.92 |
| 614 | = 7.00 |
| 615 | = 7.53 |
| 616 | = 8.07 |
| 618 | = 9.15 |
| 620 | = 10.23 |
| 621 | = 10.76 |
| 624 | = 12.38 |

| Code Size | Visible Glass (sq.ft.) |
|-----------|------------------------|
| 73 | = 1.29 |
| 74 | = 1.94 |
| 75 | = 2.58 |
| 76 | = 3.23 |
| 77 | = 3.88 |
| 775 | = 4.20 |
| 78 | = 4.52 |
| 79 | = 5.17 |
| 710 | = 5.81 |
| 712 | = 7.10 |
| 714 | = 8.40 |
| 715 | = 9.04 |
| 716 | = 9.69 |
| 718 | = 10.98 |
| 720 | = 12.27 |
| 721 | = 12.96 |
| 724 | = 14.85 |
| <hr/> | |
| 753 | = 1.40 |
| 754 | = 2.10 |
| 755 | = 2.80 |
| 756 | = 3.50 |
| 757 | = 4.20 |
| 7575 | = 4.55 |
| 758 | = 4.90 |
| 759 | = 5.60 |
| 7510 | = 6.30 |
| 7512 | = 7.70 |
| 7514 | = 9.10 |
| 7515 | = 9.80 |
| 7516 | = 10.49 |
| 7518 | = 11.89 |
| 7520 | = 13.29 |
| 7521 | = 13.99 |
| 7524 | = 16.09 |
| <hr/> | |
| 83 | = 1.51 |
| 84 | = 2.26 |
| 85 | = 3.01 |
| 86 | = 3.77 |
| 87 | = 4.57 |
| 875 | = 4.90 |
| 88 | = 5.27 |
| 89 | = 6.03 |
| 810 | = 6.78 |
| 812 | = 8.29 |
| 814 | = 9.80 |
| 815 | = 10.55 |
| 816 | = 11.30 |
| 818 | = 12.81 |
| 820 | = 14.32 |
| 821 | = 15.07 |
| 824 | = 17.33 |
| <hr/> | |
| 93 | = 1.72 |
| 94 | = 2.58 |
| 95 | = 3.44 |
| 96 | = 4.31 |
| 97 | = 5.17 |
| 975 | = 5.60 |
| 98 | = 6.03 |
| 99 | = 6.89 |
| 910 | = 7.75 |
| 912 | = 9.47 |
| 914 | = 11.19 |
| 915 | = 12.06 |
| 916 | = 12.92 |
| 918 | = 14.64 |
| 920 | = 16.36 |





























































| Code Size | Visible Glass (sq.ft.) |
|-----------|------------------------|
| 921 | = 17.22 |
| 924 | = 19.81 |
| <hr/> | |
| 103 | = 1.94 |
| 104 | = 2.91 |
| 105 | = 3.88 |
| 106 | = 4.84 |
| 107 | = 5.81 |
| 1075 | = 6.30 |
| 108 | = 6.78 |
| 109 | = 7.75 |
| 1010 | = 8.72 |
| 1012 | = 10.66 |
| 1014 | = 12.59 |
| 1015 | = 13.56 |
| 1016 | = 14.53 |
| 1018 | = 16.47 |
| 1020 | = 18.41 |
| 1021 | = 19.38 |
| 1024 | = 22.28 |
| <hr/> | |
| 123 | = 2.37 |
| 124 | = 3.55 |
| 125 | = 4.74 |
| 126 | = 5.92 |
| 127 | = 7.10 |
| 1275 | = 7.70 |
| 128 | = 8.29 |
| 129 | = 9.47 |
| 1210 | = 10.66 |
| 1212 | = 13.02 |
| 1214 | = 15.39 |
| 1215 | = 16.58 |
| 1216 | = 17.76 |
| 1218 | = 20.13 |
| 1220 | = 22.50 |
| 1221 | = 23.68 |
| 1224 | = 27.23 |
| <hr/> | |
| 143 | = 2.80 |
| 144 | = 4.20 |
| 145 | = 5.60 |
| 146 | = 7.00 |
| 147 | = 8.40 |
| 1475 | = 9.10 |
| 148 | = 9.80 |
| 149 | = 11.19 |
| 1410 | = 12.59 |
| 1412 | = 15.39 |
| 1414 | = 18.19 |
| 1415 | = 19.59 |
| 1416 | = 20.99 |
| 1418 | = 23.79 |
| 1420 | = 26.59 |
| 1421 | = 27.99 |
| 1424 | = 32.18 |
| <hr/> | |
| 153 | = 3.01 |
| 154 | = 4.52 |
| 155 | = 6.03 |
| 156 | = 7.53 |
| 157 | = 9.04 |
| 1575 | = 9.80 |
| 158 | = 10.55 |
| 159 | = 12.06 |
| 1510 | = 13.56 |
| 1512 | = 16.58 |
| 1514 | = 19.59 |
| 1515 | = 21.10 |



| Code Size | Visible Glass (sq.ft.) |
|-----------|------------------------|
| 1516 | = 22.60 |
| 1518 | = 25.62 |
| 1520 | = 28.63 |
| 1521 | = 30.14 |
| 1524 | = 34.66 |
| <hr/> | |
| 163 | = 3.23 |
| 164 | = 4.84 |
| 165 | = 6.46 |
| 166 | = 8.07 |
| 167 | = 9.69 |
| 1675 | = 10.49 |
| 168 | = 11.30 |
| 169 | = 12.92 |
| 1610 | = 14.53 |
| 1612 | = 17.76 |
| 1614 | = 20.99 |
| 1615 | = 22.6 |
| 1616 | = 24.22 |
| 1618 | = 27.45 |
| 1620 | = 30.68 |
| 1621 | = 32.29 |
| 1624 | = 37.14 |
| <hr/> | |
| 183 | = 3.66 |
| 184 | = 5.49 |
| 185 | = 7.32 |
| 186 | = 9.15 |
| 187 | = 10.98 |
| 1875 | = 11.89 |
| 188 | = 12.81 |
| 189 | = 14.64 |
| 1810 | = 16.47 |
| 1812 | = 20.13 |
| 1814 | = 23.79 |
| 1815 | = 25.62 |
| 1816 | = 27.45 |
| 1818 | = 31.11 |
| 1820 | = 34.77 |
| 1821 | = 36.60 |
| 1824 | = 42.09 |
| <hr/> | |
| 203 | = 4.09 |
| 204 | = 6.14 |

| Code Size | Visible Glass (sq.ft.) |
|-----------|------------------------|
| 205 | = 8.18 |
| 206 | = 10.23 |
| 207 | = 12.27 |
| 2075 | = 13.29 |
| 208 | = 14.32 |
| 209 | = 16.36 |
| 2010 | = 18.41 |
| 2012 | = 22.5 |
| 2014 | = 26.59 |
| 2015 | = 28.63 |
| 2016 | = 30.68 |
| 2018 | = 34.77 |
| <hr/> | |
| 213 | = 4.31 |
| 214 | = 6.46 |
| 215 | = 8.61 |
| 216 | = 10.76 |
| 217 | = 12.92 |
| 2175 | = 13.99 |
| 218 | = 15.07 |
| 219 | = 17.22 |
| 2110 | = 19.38 |
| 2112 | = 23.68 |
| 2114 | = 27.99 |
| 2115 | = 30.14 |
| 2116 | = 32.29 |
| 2118 | = 36.60 |
| <hr/> | |
| 245 | = 9.90 |
| 246 | = 12.38 |
| 247 | = 14.85 |
| 2475 | = 16.09 |
| 248 | = 17.33 |
| 249 | = 19.81 |
| 2410 | = 22.28 |
| 2412 | = 27.23 |
| 2414 | = 32.18 |
| 2415 | = 34.66 |
| 2416 | = 37.14 |
| 2418 | = 42.09 |
| 2420 | = 42.24 |

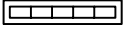
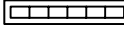
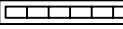
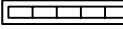
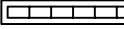
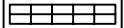




















































SCALE: 1/8" = 1'-0"

| RO OSM | 12 5/8" (322) 11 3/4" (300) | 16 5/8" (422) 15 3/4" (400) | 20 1/2" (522) 19 11/16" (500) | 24 1/2" (622) 23 5/8" (600) | 28 3/8" (722) 27 9/16" (700) | 30 3/8" (772) 29 1/2" (750) |
|----------------------------------|-----------------------------------------------------------------------------------------------|-----------------------------------------------------------------------------------------------|-----------------------------------------------------------------------------------------------|-----------------------------------------------------------------------------------------------|-------------------------------------------------------------------------------------------------|--------------------------------------------------------------------------------------------------|
| 12 5/8" (322) 11 3/4" (300) |  33-1P |  43-1P |  53-1P |  63-1P |  73-1P |  753-1P |
| 16 5/8" (422) 15 3/4" (400) |  34-1P |  44-1P |  54-1P |  64-1P |  74-1P |  754-1P |
| 20 1/2" (522) 19 11/16" (500) |  35-1P |  45-1P |  55-1P |  65-1P |  75-1P |  755-1P |
| 24 1/2" (622) 23 5/8" (600) |  36-1P |  46-1P |  56-1P |  66-1P |  76-1P |  756-1P |
| 28 3/8" (722) 27 9/16" (700) |  37-1P |  47-1P |  57-1P |  67-1P |  77-1P |  757-1P |
| 30 3/8" (772) 29 1/2" (750) |  375-1P |  475-1P |  575-1P |  675-1P |  775-1P |  7575-1P |
| 32 3/8" (822) 31 1/2" (800) |  38-1P |  48-1P |  58-1P |  68-1P |  78-1P |  758-1P |
| 36 1/4" (922) 35 1/2" (900) |  39-1P |  49-1P |  59-1P |  69-1P |  79-1P |  759-1P |
| 40 1/4" (1022) 39 1/2" (1000) |  310-1P |  410-1P |  510-1P |  610-1P |  710-1P |  7510-1P |
| 48 1/8" (1222) 47 1/4" (1200) |  312-1P |  412-1P |  512-1P |  612-1P |  712-1P |  7512-1P |

SCALE: 1/8" = 1'-0"

| RO OSM | 32 3/8" (822) 31 1/2" (800) | 36 1/4" (922) 35 1/2" (900) | 40 1/4" (1022) 39 1/2" (1000) | 48 1/8" (1222) 47 1/4" (1200) | 56" (1422) 55 1/8" (1400) |
|----------------------------------|--------------------------------|--------------------------------|----------------------------------|----------------------------------|------------------------------|
| 12 5/8" (322) 11 3/4" (300) | 83-1P | 93-1P | 103-1P | 123-1P | 143-1P |
| 16 5/8" (422) 15 3/4" (400) | 84-1P | 94-1P | 104-1P | 124-1P | 144-1P |
| 20 1/2" (522) 19 11/16" (500) | 85-1P | 95-1P | 105-1P | 125-1P | 145-1P |
| 24 1/2" (622) 23 5/8" (600) | 86-1P | 96-1P | 106-1P | 126-1P | 146-1P |
| 28 3/8" (722) 27 9/16" (700) | 87-1P | 97-1P | 107-1P | 127-1P | 147-1P |
| 30 3/8" (772) 29 1/2" (750) | 875-1P | 975-1P | 1075-1P | 1275-1P | 1475-1P |
| 32 3/8" (822) 31 1/2" (800) | 88-1P | 98-1P | 108-1P | 128-1P | 148-1P |
| 36 1/4" (922) 35 1/2" (900) | 89-1P | 99-1P | 109-1P | 129-1P | 149-1P |
| 40 1/4" (1022) 39 1/2" (1000) | 810-1P | 910-1P | 1010-1P | 1210-1P | 1410-1P |
| 48 1/8" (1222) 47 1/4" (1200) | 812-1P | 912-1P | 1012-1P | 1212-1P | 1412-1P |

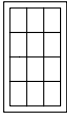

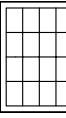


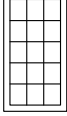




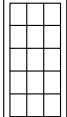




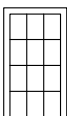




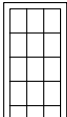




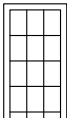




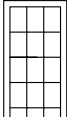




SCALE: 1/8" = 1'-0"

| RO OSM | 59 7/8" (1522) 59" (1500) | 63 7/8" (1622) 63" (1600) | 71 3/4" (1822) 70 7/8" (1800) | 79 5/8" (2022) 78 3/4" (2000) | 83 1/2" (2122) 82 5/8" (2100) | 95 3/8" (2422) 94 1/4" (2400) |
|----------------------------------|------------------------------------------------------------------------------------------------|------------------------------------------------------------------------------------------------|------------------------------------------------------------------------------------------------|------------------------------------------------------------------------------------------------|--------------------------------------------------------------------------------------------------|--------------------------------------------------------------------------------------------------|
| 12 5/8" (322) 11 3/4" (300) |  153-1P |  163-1P |  183-1P |  203-1P |  213-1P | |
| 16 5/8" (422) 15 3/4" (400) |  154-1P |  164-1P |  184-1P |  204-1P |  214-1P | |
| 20 1/2" (522) 19 11/16" (500) |  155-1P |  165-1P |  185-1P |  205-1P |  215-1P |  245-1P |
| 24 1/2" (622) 23 5/8" (600) |  156-1P |  166-1P |  186-1P |  206-1P |  216-1P |  246-1P |
| 28 3/8" (722) 27 9/16" (700) |  157-1P |  167-1P |  187-1P |  207-1P |  217-1P |  247-1P |
| 30 3/8" (772) 29 1/2" (750) |  1575-1P |  1675-1P |  1875-1P |  2075-1P |  2175-1P |  2475-1P |
| 32 3/8" (822) 31 1/2" (800) |  158-1P |  168-1P |  188-1P |  208-1P |  218-1P |  248-1P |
| 36 1/4" (922) 35 1/2" (900) |  159-1P |  169-1P |  189-1P |  209-1P |  219-1P |  249-1P |
| 40 1/4" (1022) 39 1/2" (1000) |  1510-1P |  1610-1P |  1810-1P |  2010-1P |  2110-1P |  2410-1P |
| 48 1/8" (1222) 47 1/4" (1200) |  1512-1P |  1612-1P |  1812-1P |  2012-1P |  2112-1P |  2412-1P |

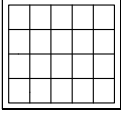
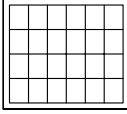
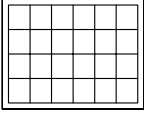
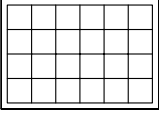
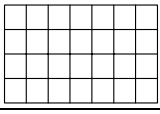
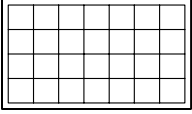
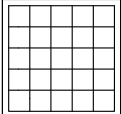


































SCALE: 1/8" = 1'-0"

| RO OSM | 12 5/8" (322) 11 3/4" (300) | 16 5/8" (422) 15 3/4" (400) | 20 1/2" (522) 19 11/16" (500) | 24 1/2" (622) 23 5/8" (600) | 28 3/8" (722) 27 9/16" (700) | 30 3/8" (772) 29 1/2" (750) |
|----------------------------------|--------------------------------|--------------------------------|----------------------------------|--------------------------------|---------------------------------|--------------------------------|
| 56" (1422) 55 1/8" (1400) | | | | | | |
| | 314-1P | 414-1P | 514-1P | 615-1P | 714-1P | 7514-1P |
| 59 7/8" (1522) 59" (1500) | | | | | | |
| | 315-1P | 415-1P | 515-1P | 615-1P | 715-1P | 7515-1P |
| 63 7/8" (1622) 63" (1600) | | | | | | |
| | 316-1P | 416-1P | 516-1P | 616-1P | 716-1P | 7516-1P |
| 71 3/4" (1822) 70 7/8" (1800) | | | | | | |
| | 318-1P | 418-1P | 518-1P | 618-1P | 718-1P | 7518-1P |
| 79 5/8" (2022) 78 3/4" (2000) | | | | | | |
| | 320-1P | 420-1P | 520-1P | 620-1P | 720-1P | 7520-1P |
| 83 1/2" (2122) 82 5/8" (2100) | | | | | | |
| | 321-1P | 421-1P | 521-1P | 621-1P | 721-1P | 7521-1P |
| 95 3/8" (2422) 94 1/2" (2400) | | | | | | |
| | | | 524-1P | 624-1P | 724-1P | 7524-1P |














































































SCALE: 1/8" = 1'-0"

| RO OSM | 32 3/8" (822) 31 1/2" (800) | 36 1/4" (922) 35 1/2" (900) | 40 1/4" (1022) 39 1/2" (1000) | 48 1/8" (1222) 47 1/4" (1200) | 56" (1422) 55 1/8" (1400) |
|----------------------------------|-----------------------------------------------------------------------------------------------|-----------------------------------------------------------------------------------------------|------------------------------------------------------------------------------------------------|--------------------------------------------------------------------------------------------------|--------------------------------------------------------------------------------------------------|
| 56" (1422) 55 1/8" (1400) |  814-1P |  914-1P |  1014-1P |  1214-1P |  1414-1P |
| 59 7/8" (1522) 59" (1500) |  815-1P |  915-1P |  1015-1P |  1215-1P |  1415-1P |
| 63 7/8" (1622) 63" (1600) |  816-1P |  916-1P |  1016-1P |  1216-1P |  1416-1P |
| 71 3/4" (1822) 70 7/8" (1800) |  818-1P |  918-1P |  1018-1P |  1218-1P |  1418-1P |
| 79 5/8" (2022) 78 3/4" (2000) |  820-1P |  920-1P |  1020-1P |  1220-1P |  1420-1P |
| 83 1/2" (2122) 82 5/8" (2100) |  821-1P |  921-1P |  1021-1P |  1221-1P |  1421-1P |
| 95 3/8" (2422) 94 1/2" (2400) |  824-1P |  924-1P |  1024-1P |  1224-1P |  1424-1P |

SCALE: 1/8" = 1'-0"

| RO OSM | 59 7/8" (1522) 59" (1500) | 63 7/8" (1622) 63" (1600) | 71 3/4" (1822) 70 7/8" (1800) | 79 5/8" (2022) 78 3/4" (2000) | 83 1/2" (2122) 82 5/8" (2100) | 95 3/8" (2422) 94 1/4" (2400) |
|----------------------------------|-------------------------------------------------------------------------------------|-------------------------------------------------------------------------------------|-------------------------------------------------------------------------------------|--------------------------------------------------------------------------------------|---------------------------------------------------------------------------------------|---------------------------------------------------------------------------------------|
| 56" (1422) 55 1/8" (1400) |  |  |  |  |  |  |
| | 1514-1P | 1614-1P | 1814-1P | 2014-1P | 2114-1P | 2414-1P |
| 59 7/8" (1522) 59" (1500) |  |  |  |  |  |  |
| | 1515-1P | 1615-1P | 1815-1P | 2015-1P | 2115-1P | 2415-1P |
| 63 7/8" (1622) 63" (1600) |  |  |  |  |  |  |
| | 1516-1P | 1616-1P | 1816-1P | 2016-1P | 2116-1P | 2416-1P |
| 71 3/4" (1822) 70 7/8" (1800) |  |  |  |  |  |  |
| | 1518-1P | 1618-1P | 1818-1P | 2018-1P | 2118-1P | 2418-1P |
| 79 5/8" (2022) 78 3/4" (2000) |  |  |  |  |  |  |
| | 1520-1P | 1620-1P | 1820-1P | 2020-1P | 2120-1P | 2420-1P |
| 83 1/2" (2122) 82 5/8" (2100) |  |  |  |  |  |  |
| | 1521-1P | 1621-1P | 1821-1P | 2021-1P | 2121-1P | 2421-1P |
| 95 3/8" (2422) 94 1/2" (2400) |  |  |  |  |  | |
| | 1524-1P | 1624-1P | 1824-1P | 2024-1P | 2124-1P | |

SCALE: 1/8" = 1'-0"

| RO OSM | 24 1/2" (622) 23 5/8" (600) | 32 3/8" (822) 31 1/2" (800) | 40 1/4" (1022) 39 1/2" (1000) | 48 1/8" (1222) 47 1/4" (1200) | 56" (1422) 55 1/8" (1400) | 59 7/8" (1522) 59" (1500) | 63 7/8" (1622) 63" (1600) |
|----------------------------------|------------------------------------------------------------------------------------------------|------------------------------------------------------------------------------------------------|------------------------------------------------------------------------------------------------|------------------------------------------------------------------------------------------------|-------------------------------------------------------------------------------------------------|---------------------------------------------------------------------------------------------------|--------------------------------------------------------------------------------------------------|
| 12 5/8" (322) 11 3/4" (300) |  33-2PP |  43-2PP |  53-2PP |  63-2PP |  73-2PP |  753-2PP |  83-2PP |
| 16 5/8" (422) 15 3/4" (400) |  34-2PP |  44-2PP |  54-2PP |  64-2PP |  74-2PP |  754-2PP |  84-2PP |
| 20 1/2" (522) 19 11/16" (500) |  35-2PP |  45-2PP |  55-2PP |  65-2PP |  75-2PP |  755-2PP |  85-2PP |
| 24 1/2" (622) 23 5/8" (600) |  36-2PP |  46-2PP |  56-2PP |  66-2PP |  76-2PP |  756-2PP |  86-2PP |
| 28 3/8" (722) 27 9/16" (700) |  37-2PP |  47-2PP |  57-2PP |  67-2PP |  77-2PP |  757-2PP |  87-2PP |
| 30 3/8" (772) 29 1/2" (750) |  375-2PP |  475-2PP |  575-2PP |  675-2PP |  775-2PP |  7575-2PP |  875-2PP |
| 32 3/8" (822) 31 1/2" (800) |  38-2PP |  48-2PP |  58-2PP |  68-2PP |  78-2PP |  758-2PP |  88-2PP |
| 36 1/4" (922) 35 1/2" (900) |  39-2PP |  49-2PP |  59-2PP |  69-2PP |  79-2PP |  759-2PP |  89-2PP |
| 40 1/4" (1022) 39 1/2" (1000) |  310-2PP |  410-2PP |  510-2PP |  610-2PP |  710-2PP |  7510-2PP |  810-2PP |
| 48 1/8" (1222) 47 1/4" (1200) |  312-2PP |  412-2PP |  512-2PP |  612-2PP |  712-2PP |  7512-2PP |  812-2PP |
| 56" (1422) 55 1/8" (1400) |  314-2PP |  414-2PP |  514-2PP |  615-2PP |  714-2PP |  7514-2PP |  814-2PP |

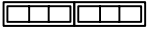













































-2PP

(Units viewed from outside)

2 = 2 wide
P = Picture

SCALE: 1/8" = 1'-0"

| RO OSM | 71 3/4" (1822) 70 5/8" (1800) | 79 5/8" (2022) 78 3/4" (2000) | 95 3/8" (2422) 94 1/2" (2400) | 111" (2822) 110 1/4" (2800) |
|----------------------------------|------------------------------------------------------------------------------------------------|-------------------------------------------------------------------------------------------------|--------------------------------------------------------------------------------------------------|---------------------------------------------------------------------------------------------------|
| 12 5/8" (322) 11 3/4" (300) |  93-2PP |  103-2PP |  123-2PP |  143-2PP |
| 16 5/8" (422) 15 3/4" (400) |  94-2PP |  104-2PP |  124-2PP |  144-2PP |
| 20 1/2" (522) 19 11/16" (500) |  95-2PP |  105-2PP |  125-2PP |  145-2PP |
| 24 1/2" (622) 23 5/8" (600) |  96-2PP |  106-2PP |  126-2PP |  146-2PP |
| 28 3/8" (722) 27 9/16" (700) |  97-2PP |  107-2PP |  127-2PP |  147-2PP |
| 30 3/8" (772) 29 1/2" (750) |  975-2PP |  1075-2PP |  1275-2PP |  1475-2PP |
| 32 3/8" (822) 31 1/2" (800) |  98-2PP |  108-2PP |  128-2PP |  148-2PP |
| 36 1/4" (922) 35 1/2" (900) |  99-2PP |  109-2PP |  129-2PP |  149-2PP |
| 40 1/4" (1022) 39 1/2" (1000) |  910-2PP |  1010-2PP |  1210-2PP |  1410-2PP |
| 48 1/8" (1222) 47 1/4" (1200) |  912-2PP |  1012-2PP |  1212-2PP |  1412-2PP |
| 56" (1422) 55 1/8" (1400) |  914-2PP |  1014-2PP |  1214-2PP |  1414-2PP |


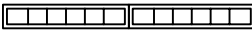

































-2PP

(Units viewed from outside)

2 = 2 wide
P = Picture

SCALE: 1/8" = 1'-0"

| RO OSM | 119" (3022) 118 1/8" (3000) | 126 3/4" (3222) 126" (3200) | 142 5/8" (3622) 141 3/4" (3600) |
|----------------------------------|-------------------------------------------------------------------------------------------------|-------------------------------------------------------------------------------------------------|---------------------------------------------------------------------------------------------------|
| 12 5/8" (322) 11 3/4" (300) |  153-2PP |  163-2PP |  183-2PP |
| 16 5/8" (422) 15 3/4" (400) |  154-2PP |  164-2PP |  184-2PP |
| 20 1/2" (522) 19 11/16" (500) |  155-2PP |  165-2PP |  185-2PP |
| 24 1/2" (622) 23 5/8" (600) |  156-2PP |  166-2PP |  186-2PP |
| 28 3/8" (722) 27 9/16" (700) |  157-2PP |  167-2PP |  187-2PP |
| 30 3/8" (772) 29 1/2" (750) |  1575-2PP |  1675-2PP |  1875-2PP |
| 32 3/8" (822) 31 1/2" (800) |  158-2PP |  168-2PP |  188-2PP |
| 36 1/4" (922) 35 1/2" (900) |  159-2PP |  169-2PP |  189-2PP |
| 40 1/4" (1022) 39 1/2" (1000) |  1510-2PP |  1610-2PP |  1810-2PP |
| 48 1/8" (1222) 47 1/4" (1200) |  1512-2PP |  1612-2PP |  1812-2PP |
| 56" (1422) 55 1/8" (1400) |  1514-2PP |  1614-2PP |  1814-2PP |



-2PP

(Units viewed from outside)

2 = 2 wide
P = Picture

SCALE: 1/8" = 1'-0"

| RO OSM | 24 1/2" (622) 23 5/8" (600) | 32 3/8" (822) 31 1/2" (800) | 40 1/4" (1022) 39 1/2" (1000) | 48 1/8" (1222) 47 1/4" (1200) | 56" (1422) 55 1/8" (1400) | 59 7/8" (1522) 59" (1500) | 63 7/8" (1622) 63" (1600) |
|----------------------------------|--------------------------------|--------------------------------|----------------------------------|----------------------------------|------------------------------|------------------------------|------------------------------|
| 59 7/8" (1522) 59" (1500) | | | | | | | |
| | 315-2PP | 415-2PP | 515-2PP | 615-2PP | 715-2PP | 7515-2PP | 815-2PP |
| 63 7/8" (1622) 63" (1600) | | | | | | | |
| | 316-2PP | 416-2PP | 516-2PP | 616-2PP | 716-2PP | 7516-2PP | 816-2PP |
| 71 3/4" (1822) 70 7/8" (1800) | | | | | | | |
| | 318-2PP | 418-2PP | 518-2PP | 618-2PP | 718-2PP | 7518-2PP | 818-2PP |
| 79 5/8" (2022) 78 3/4" (2000) | | | | | | | |
| | 320-2PP | 420-2PP | 520-2PP | 620-2PP | 720-2PP | 7520-2PP | 820-2PP |
| 83 1/2" (2122) 82 5/8" (2100) | | | | | | | |
| | 321-2PP | 421-2PP | 521-2PP | 621-2PP | 721-2PP | 7521-2PP | 821-2PP |
| 95 3/8" (2422) 94 1/2" (2400) | | | | | | | |
| | | | 524-2PP | 624-2PP | 724-2PP | 7524-2PP | 824-2PP |



-2PP

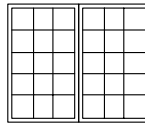
(Units viewed from outside)

2 = 2 wide
P = Picture

SCALE: 1/8" = 1'-0"

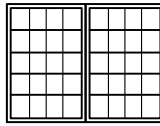
RO
OSM
59 7/8" (1522)
59" (1500)

71 3/4" (1822)
70 5/8" (1800)



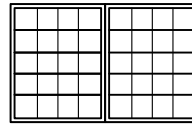
915-2PP

79 5/8" (2022)
78 3/4" (2000)



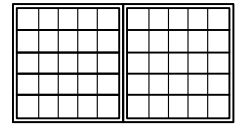
1015-2PP

95 3/8" (2422)
94 1/2" (2400)



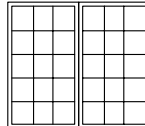
1215-2PP

111" (2822)
110 1/4" (2800)



1415-2PP


63 7/8" (1622)
63" (1600)



916-2PP



1016-2PP

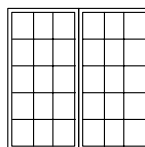


1216-2PP




1416-2PP


71 3/4" (1822)
70 7/8" (1800)



918-2PP



1018-2PP

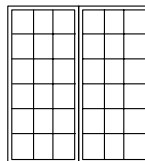


1218-2PP




1418-2PP


79 5/8" (2022)
78 3/4" (2000)



920-2PP



1020-2PP

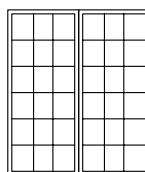


1220-2PP

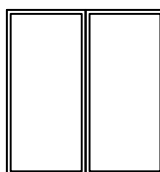


1420-2PP


83 1/2" (2122)
82 5/8" (2100)




921-2PP



1021-2PP

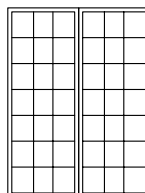


1221-2PP

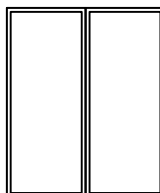


1421-2PP

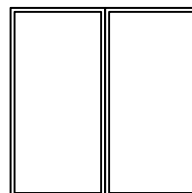
95 3/8" (2422)
94 1/2" (2400)




924-2PP



1024-2PP



1224-2PP



1424-2PP

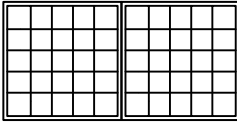
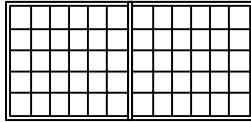
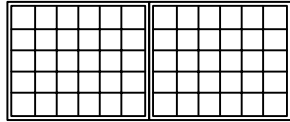
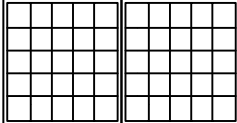


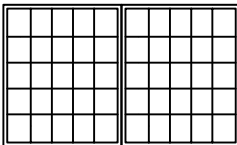







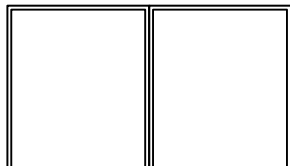
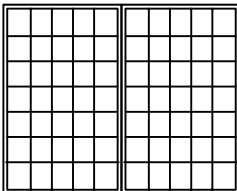

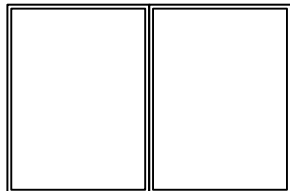


-2PP

(Units viewed from outside)

2 = 2 wide
P = Picture

SCALE: 1/8" = 1'-0"

| RO OSM | 119" (3022) 118 1/8" (3000) | 126 3/4" (3222) 126" (3200) | 142 5/8" (3622) 141 3/4" (3600) |
|----------------------------------|-------------------------------------------------------------------------------------------------|-------------------------------------------------------------------------------------------------|---------------------------------------------------------------------------------------------------|
| 59 7/8" (1522) 59" (1500) |  1515-2PP |  1615-2PP |  1815-2PP |
| 63 7/8" (1622) 63" (1600) |  1516-2PP |  1616-2PP |  1816-2PP |
| 71 3/4" (1822) 70 7/8" (1800) |  1518-2PP |  1618-2PP |  1818-2PP |
| 79 5/8" (2022) 78 3/4" (2000) |  1520-2PP |  1620-2PP |  1820-2PP |
| 83 1/2" (2122) 82 5/8" (2100) |  1521-2PP |  1621-2PP |  1821-2PP |
| 95 3/8" (2422) 94 1/2" (2400) |  1524-2PP |  1624-2PP |  1824-2PP |



-2PP

(Units viewed from outside)

2 = 2 wide
P = Picture

SCALE: 1/8" = 1'-0"

| RO | 36 1/4" (922) | 48 1/8" (1222) | 59 7/8" (1522) | 71 3/4" (1822) | 83 1/2" (2122) | 89 3/8" (2272) | 95 3/8" (2422) |
|-----------------|---------------|----------------|----------------|----------------|----------------|----------------|----------------|
| OSM | 35 1/2" (900) | 47 1/4" (1200) | 59" (1500) | 70 7/8" (1800) | 82 5/8" (2100) | 88 5/8" (2250) | 94 1/2" (2400) |
| 12 5/8" (322) | | | | | | | |
| 11 3/4" (300) | 33-3PPPP | 43 -3PPPP | 53 -3PPPP | 63 -3PPPP | 73 -3PPPP | 753 -3PPPP | 83 -3PPPP |
| 16 5/8" (422) | | | | | | | |
| 15 3/4" (400) | 34-3PPPP | 44 -3PPPP | 54 -3PPPP | 64 -3PPPP | 74 -3PPPP | 754 -3PPPP | 84 -3PPPP |
| 20 1/2" (522) | | | | | | | |
| 19 11/16" (500) | 35-3PPPP | 45 -3PPPP | 55 -3PPPP | 65 -3PPPP | 75 -3PPPP | 755 -3PPPP | 85 -3PPPP |
| 24 1/2" (622) | | | | | | | |
| 23 5/8" (600) | 36-3PPPP | 46 -3PPPP | 56 -3PPPP | 66 -3PPPP | 76 -3PPPP | 756 -3PPPP | 86 -3PPPP |
| 28 3/8" (722) | | | | | | | |
| 27 9/16" (700) | 37-3PPPP | 47 -3PPPP | 57 -3PPPP | 67 -3PPPP | 77 -3PPPP | 757 -3PPPP | 87 -3PPPP |
| 30 3/8" (772) | | | | | | | |
| 29 1/2" (750) | 375-3PPPP | 475 -3PPPP | 575 -3PPPP | 675 -3PPPP | 775 -3PPPP | 7575 -3PPPP | 875 -3PPPP |
| 32 3/8" (822) | | | | | | | |
| 31 1/2" (800) | 38-3PPPP | 48 -3PPPP | 58 -3PPPP | 68 -3PPPP | 78 -3PPPP | 758 -3PPPP | 88 -3PPPP |
| 36 1/4" (922) | | | | | | | |
| 35 1/2" (900) | 39-3PPPP | 49 -3PPPP | 59 -3PPPP | 69 -3PPPP | 79 -3PPPP | 759 -3PPPP | 89 -3PPPP |
| 40 1/4" (1022) | | | | | | | |
| 39 1/2" (1000) | 310-3PPPP | 410 -3PPPP | 510 -3PPPP | 610 -3PPPP | 710 -3PPPP | 7510 -3PPPP | 810 -3PPPP |
| 48 1/8" (1222) | | | | | | | |
| 47 1/4" (1200) | 312-3PPPP | 412 -3PPPP | 512 -3PPPP | 612 -3PPPP | 712 -3PPPP | 7512 -3PPPP | 812 -3PPPP |
| 56" (1422) | | | | | | | |
| 55 1/8" (1400) | 314-3PPPP | 414 -3PPPP | 514 -3PPPP | 615 -3PPPP | 714 -3PPPP | 7514 -3PPPP | 814 -3PPPP |



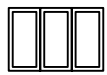
-3PPPP

(Units viewed from outside)

3 = 3 wide
P = Picture

SCALE: 1/8" = 1'-0"

| RO OSM | 107 1/8" (2722) 106 1/4" (2700) | 119" (3022) 118 1/8" (3000) | 142 5/8" (3622) 141 3/4" (3600) |
|----------------------------------|------------------------------------|--------------------------------|------------------------------------|
| 12 5/8" (322) 11 3/4" (300) | 93-3PPP | 103-3PPP | 123-3PPP |
| 16 5/8" (422) 15 3/4" (400) | 94-3PPP | 104-3PPP | 124-3PPP |
| 20 1/2" (522) 19 11/16" (500) | 95-3PPP | 105-3PPP | 125-3PPP |
| 24 1/2" (622) 23 5/8" (600) | 96-3PPP | 106-3PPP | 126-3PPP |
| 28 3/8" (722) 27 9/16" (700) | 97-3PPP | 107-3PPP | 127-3PPP |
| 30 3/8" (772) 29 1/2" (750) | 975-3PPP | 1075-3PPP | 1275-3PPP |
| 32 3/8" (822) 31 1/2" (800) | 98-3PPP | 108-3PPP | 128-3PPP |
| 36 1/4" (922) 35 1/2" (900) | 99-3PPP | 109-3PPP | 129-3PPP |
| 40 1/4" (1022) 39 1/2" (1000) | 910-3PPP | 1010-3PPP | 1210-3PPP |
| 48 1/8" (1222) 47 1/4" (1200) | 912-3PPP | 1012-3PPP | 1212-3PPP |
| 56" (1422) 55 1/8" (1400) | 914-3PPP | 1014-3PPP | 1214-3PPP |



-3PPP
(Units viewed from outside)
3 = 3 wide
P = Picture

SCALE: 1/8" = 1'-0"

| RO | 36 1/4" (922) | 48 1/8" (1222) | 59 7/8" (1522) | 71 3/4" (1822) | 83 1/2" (2122) | 89 3/8" (2272) | 95 3/8" (2422) |
|----------------------------------|---------------|----------------|----------------|----------------|----------------|----------------|----------------|
| OSM | 35 1/2" (900) | 47 1/4" (1200) | 59" (1500) | 70 7/8" (1800) | 82 5/8" (2100) | 88 5/8" (2250) | 94 1/2" (2400) |
| 59 7/8" (1522) 59" (1500) | | | | | | | |
| | 315-3PPP | 415-3PPP | 515-3PPP | 615-3PPP | 715-3PPP | 7515-3PPP | 815-3PPP |
| 63 7/8" (1622) 63" (1600) | | | | | | | |
| | 316-3PPP | 416-3PPP | 516-3PPP | 616-3PPP | 716-3PPP | 7516-3PPP | 816-3PPP |
| 71 3/4" (1822) 70 7/8" (1800) | | | | | | | |
| | 318-3PPP | 418-3PPP | 518-3PPP | 618-3PPP | 718-3PPP | 7518-3PPP | 818-3PPP |
| 79 5/8" (2022) 78 3/4" (2000) | | | | | | | |
| | 320-3PPP | 420-3PPP | 520-3PPP | 620-3PPP | 720-3PPP | 7520-3PPP | 820-3PPP |
| 83 1/2" (2122) 82 5/8" (2100) | | | | | | | |
| | 321-3PPP | 421-3PPP | 521-3PPP | 621-3PPP | 721-3PPP | 7521-3PPP | 821-3PPP |
| 95 3/8" (2422) 94 1/2" (2400) | | | | | | | |
| | | | 524-3PPP | 624-3PPP | 724-3PPP | 7524-3PPP | 824-3PPP |

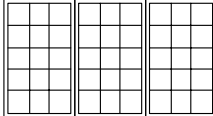
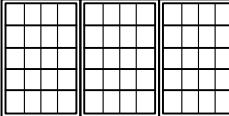
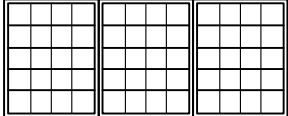
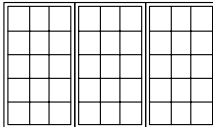


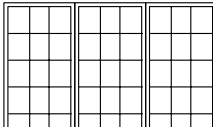


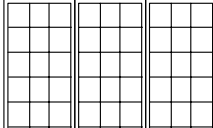


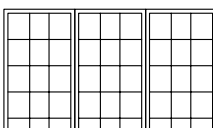


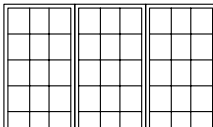




-3PPP

(Units viewed from outside)

3 = 3 wide
P = Picture


SCALE: 1/8" = 1'-0"

| | | | |
|---------------------------------------------------------------|-----------------------------------------------------------------------------------------------------------------------------------------------------|--------------------------------------------------------------------------------------------------------------------------------------------------|--------------------------------------------------------------------------------------------------------------------------------------------------------|
| <p>RO OSM</p> <p><u>59 7/8" (1522)</u> 59" (1500)</p> | <p><u>107 1/8" (2722)</u> 106 1/4" (2700)</p>  <p>915-3PPP</p> | <p><u>119" (3022)</u> 118 1/8" (3000)</p>  <p>1015-3PPP</p> | <p><u>142 5/8" (3622)</u> 141 3/4" (3600)</p>  <p>1215-3PPP</p> |
| <p><u>63 7/8" (1622)</u> 63" (1600)</p> | <p>916-3PPP</p>  | <p>1016-3PPP</p>  | <p>1216-3PPP</p>  |
| <p><u>71 3/4" (1822)</u> <u>70 7/8" (1800)</u></p> | <p>918-3PPP</p>  | <p>1018-3PPP</p>  | <p>1218-3PPP</p>  |
| <p><u>79 5/8" (2022)</u> <u>78 3/4" (2000)</u></p> | <p>920-3PPP</p>  | <p>1020-3PPP</p>  | <p>1220-3PPP</p>  |
| <p><u>83 1/2" (2122)</u> <u>82 5/8" (2100)</u></p> | <p>921-3PPP</p>  | <p>1021-3PPP</p>  | <p>1221-3PPP</p>  |
| <p><u>95 3/8" (2422)</u> <u>94 1/2" (2400)</u></p> | <p>924-3PPP</p>  | <p>1024-3PPP</p>  | <p>1224-3PPP</p>  |

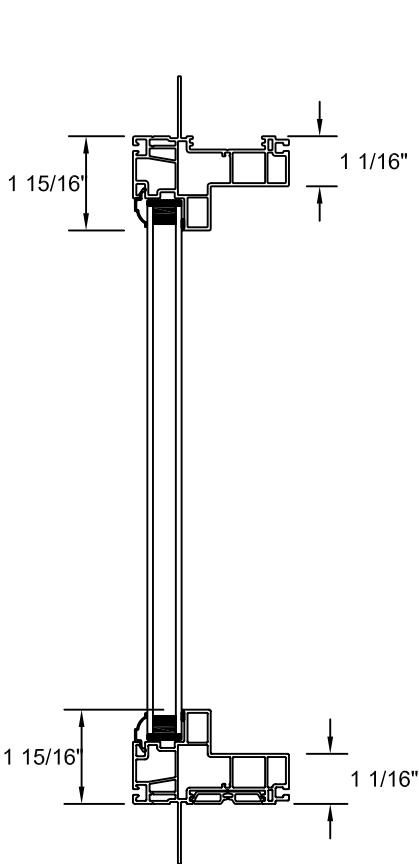


-3PPP
(Units viewed from outside)
3 = 3 wide
P = Picture

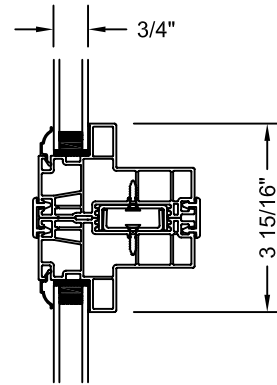
SCALE: 3" = 1'-0"



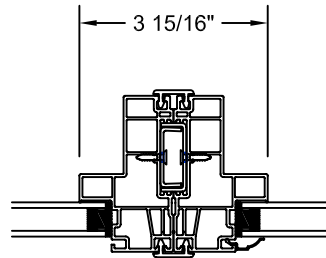
**HORIZONTAL
SECTION DETAIL**



**VERTICAL
SECTION DETAIL**

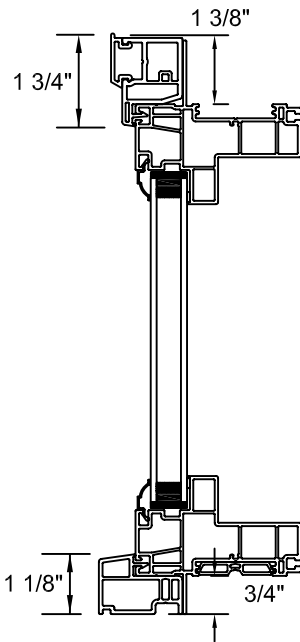


**VERTICAL MULLION
SECTION DETAIL**

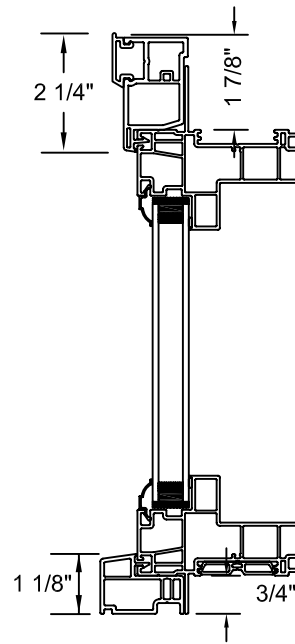


**HORIZONTAL MULLION
SECTION DETAIL**

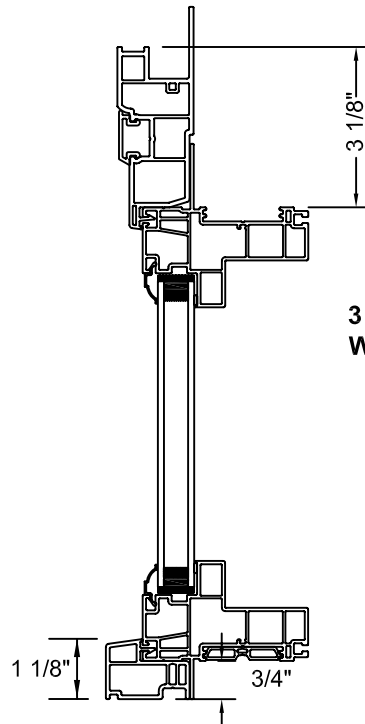
SCALE: 3" = 1'-0"



**1 5/8" BRICKMOULD
WITH 1" SILL NOSING**



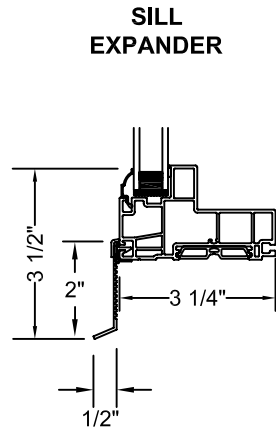
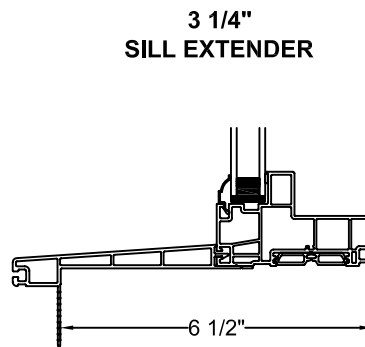
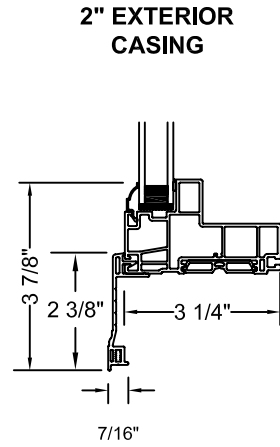
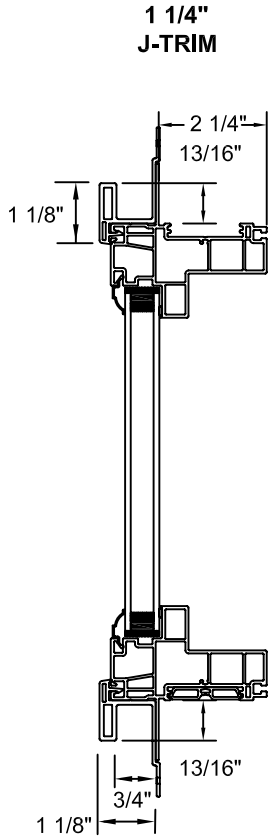
**2" BRICKMOULD
WITH 1" SILL NOSING**



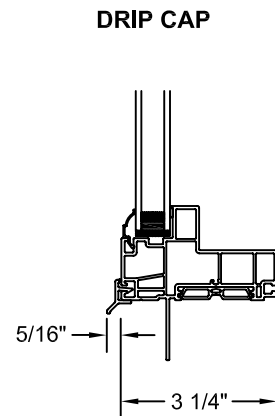
**3 1/2" BRICKMOULD
WITH 1" SILL NOSING**

Note: Brickmould available
all four sides

SCALE: 3" = 1'-0"

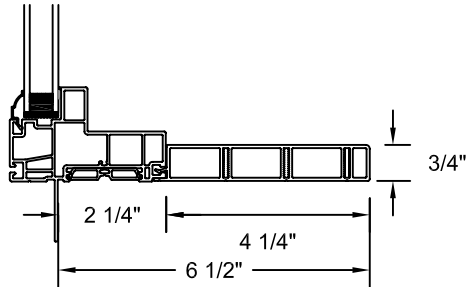


Note: Expander can be trimmed on side to fit

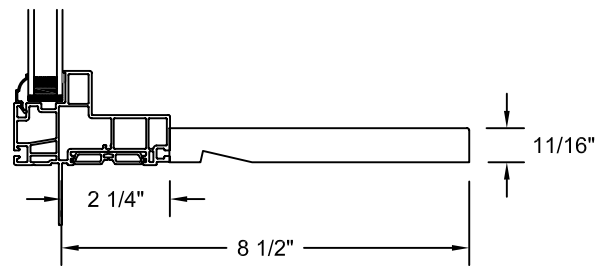
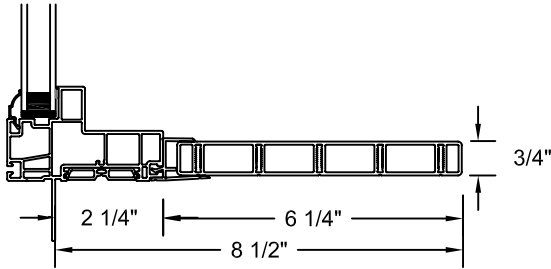
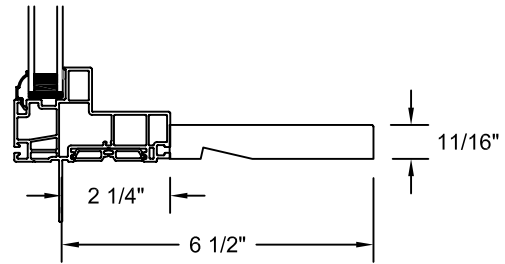


SCALE: 3" = 1'-0"

**VINYL
JAMB EXTENSIONS**



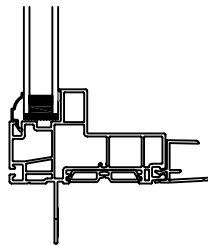
**CLEAR WOOD AND PAINTGRADE WOOD
JAMB EXTENSIONS**



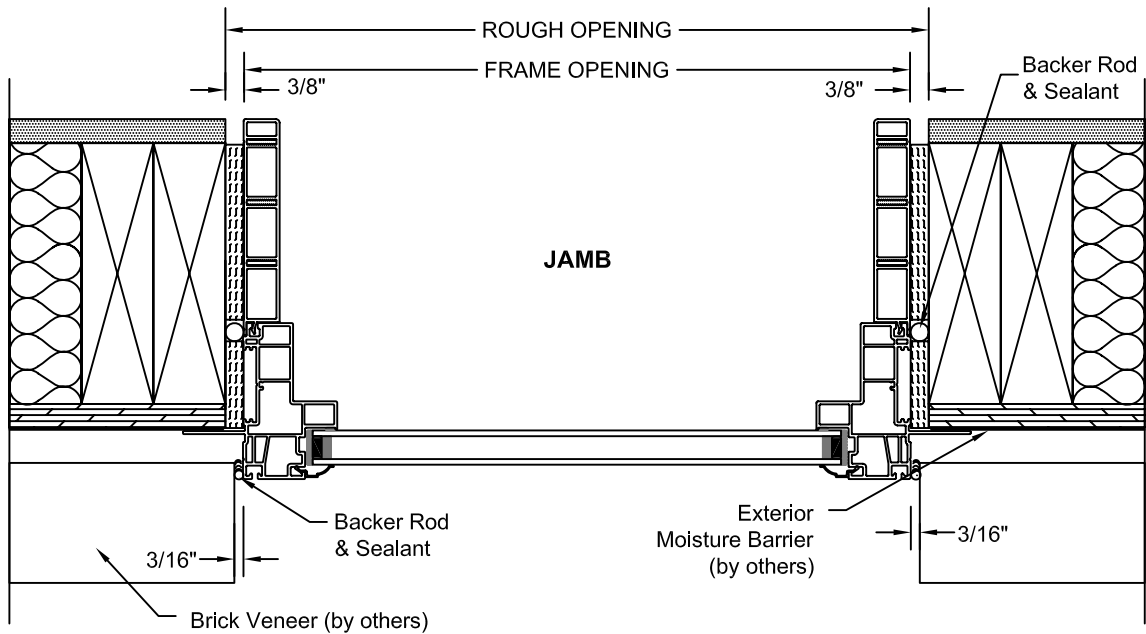
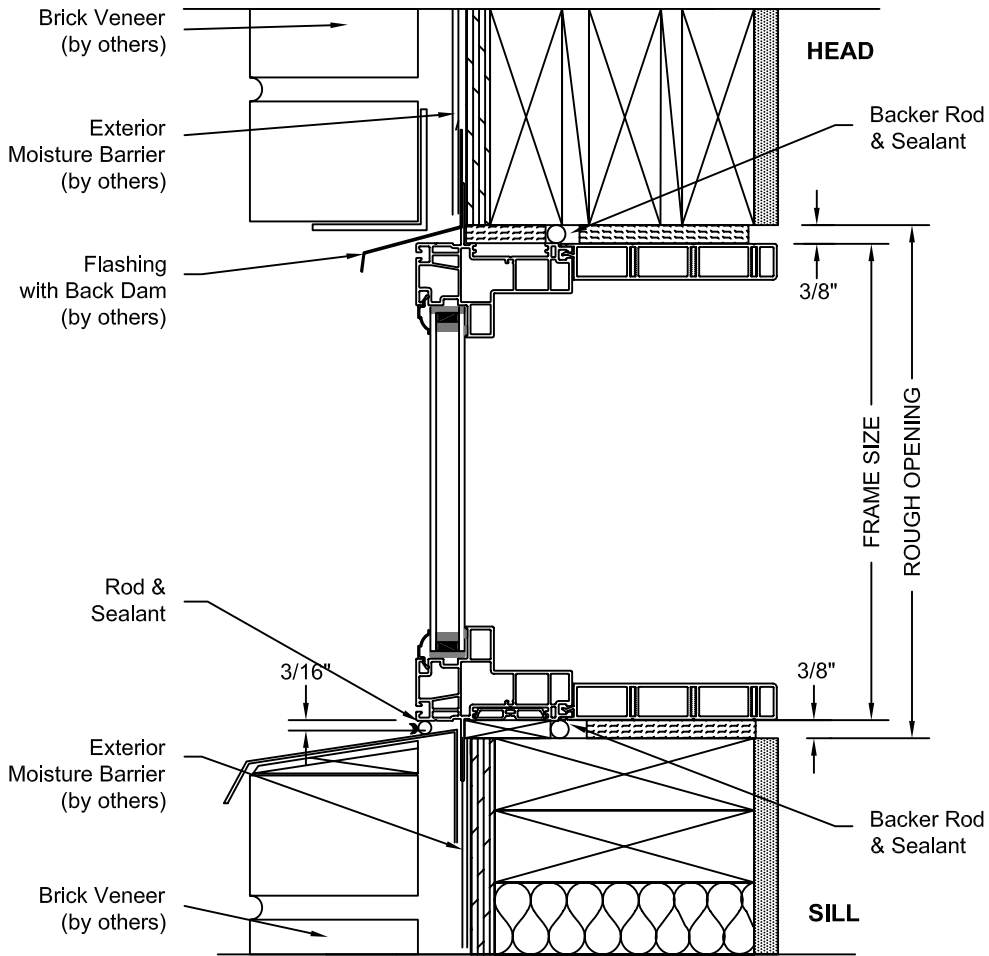
Jamb extensions are available as vinyl, clear wood and paint grade wood - up to jamb widths of 12 1/2" (3/8).
Please contact your JELD-WEN representative for availability.

U-CHANNEL

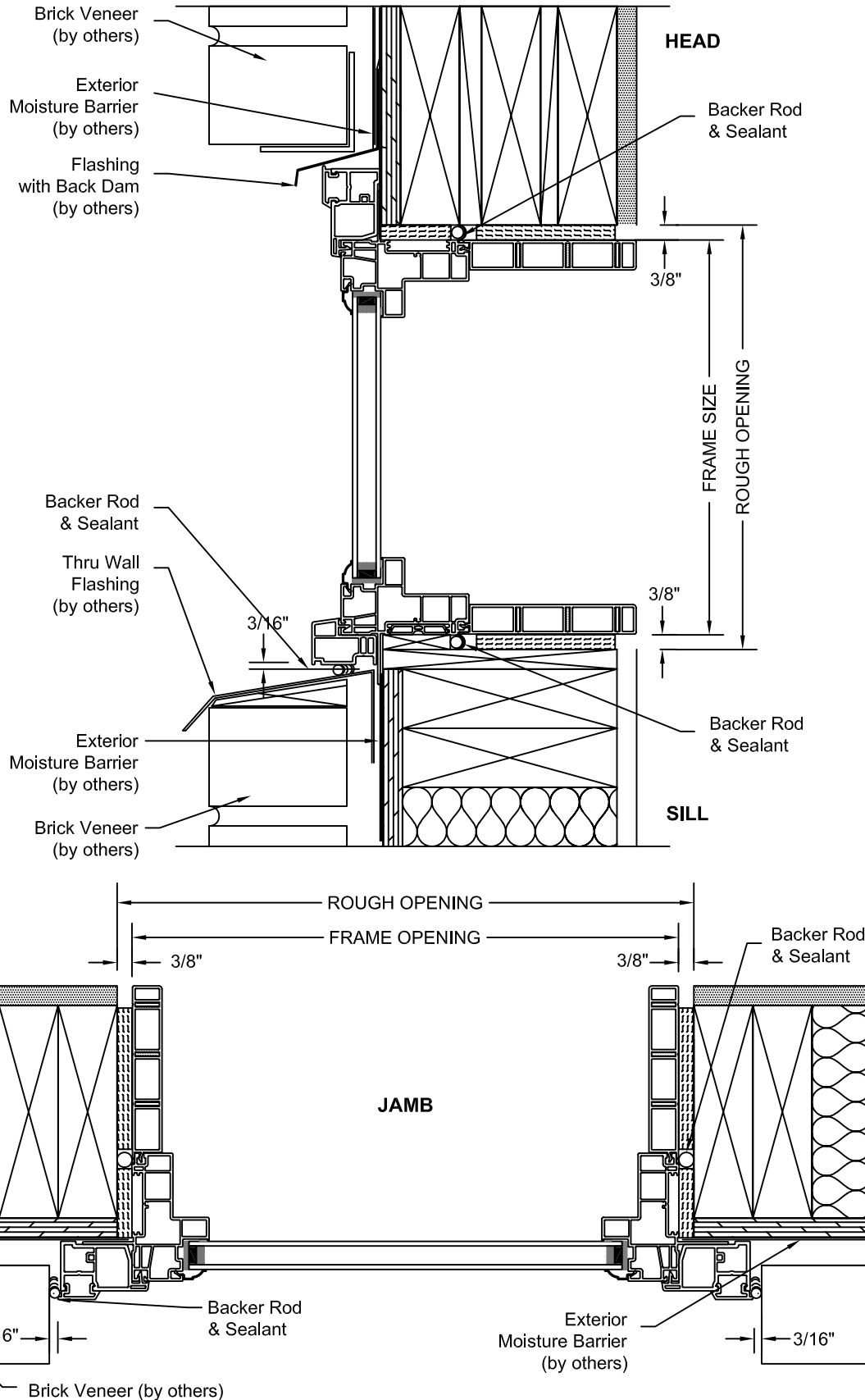
Accepts 1/2" and 3/4" material



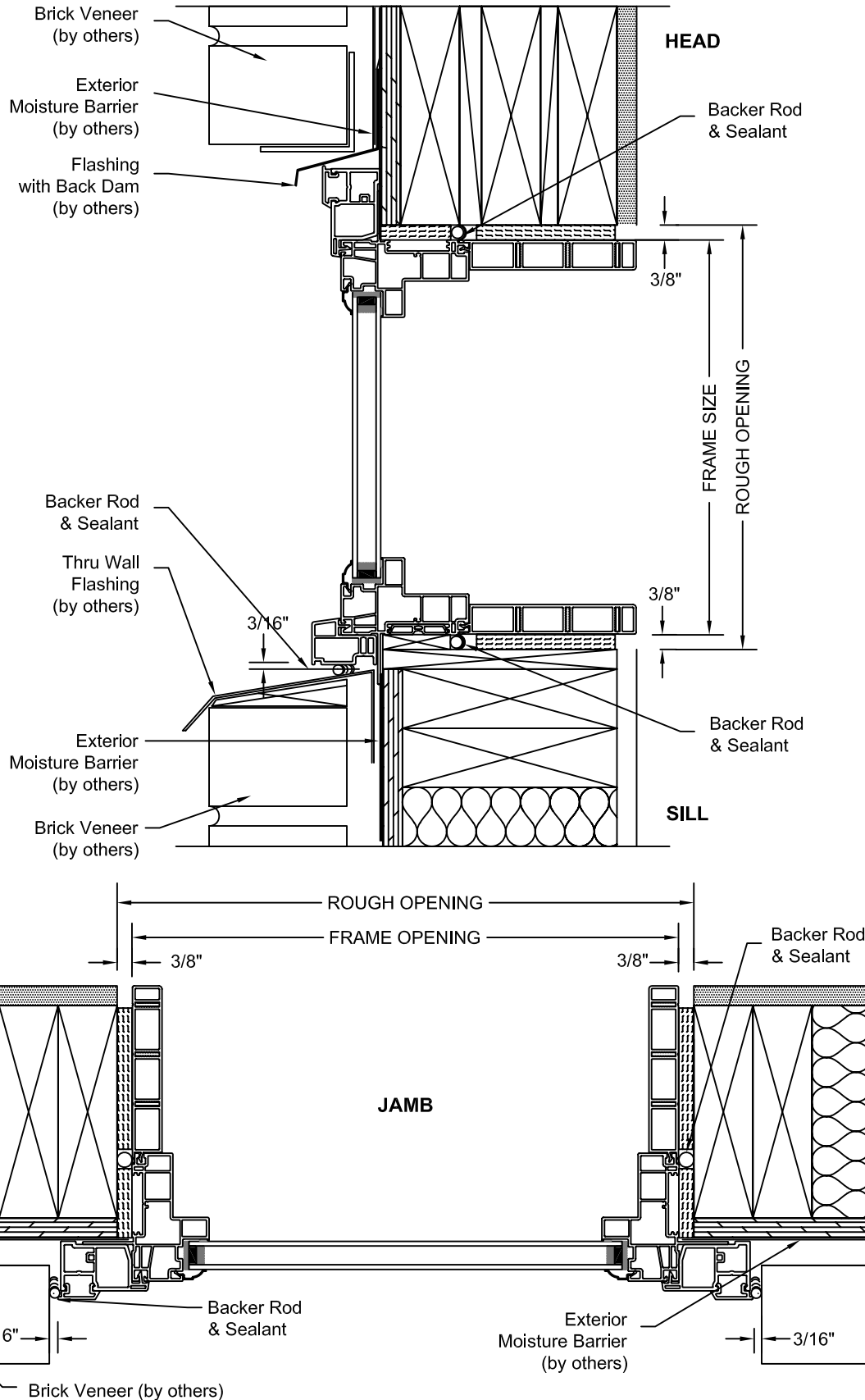
SCALE: 3" = 1'-0"



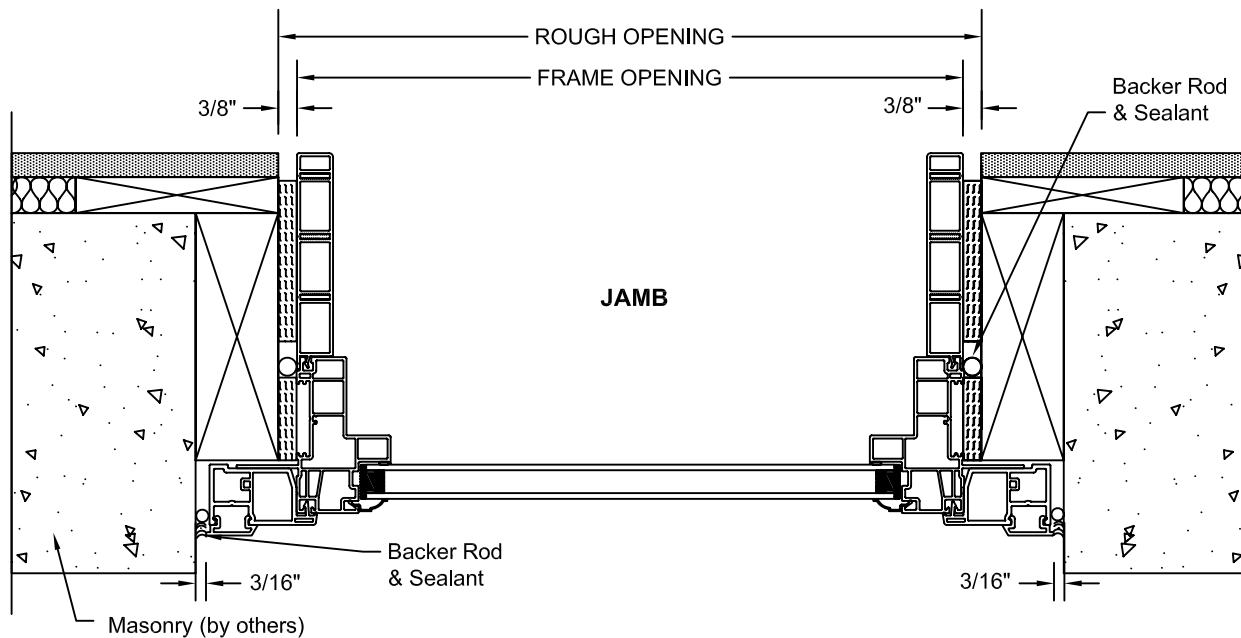
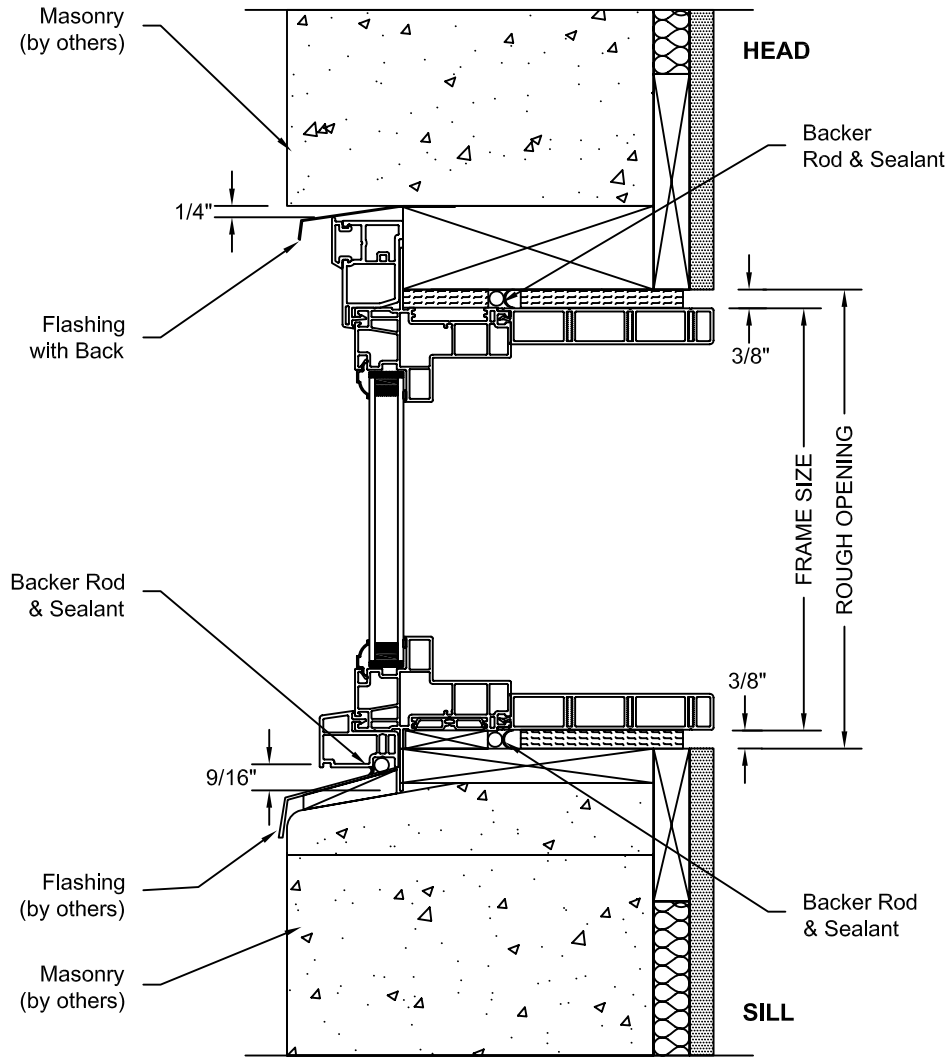
SCALE: 3" = 1'-0"



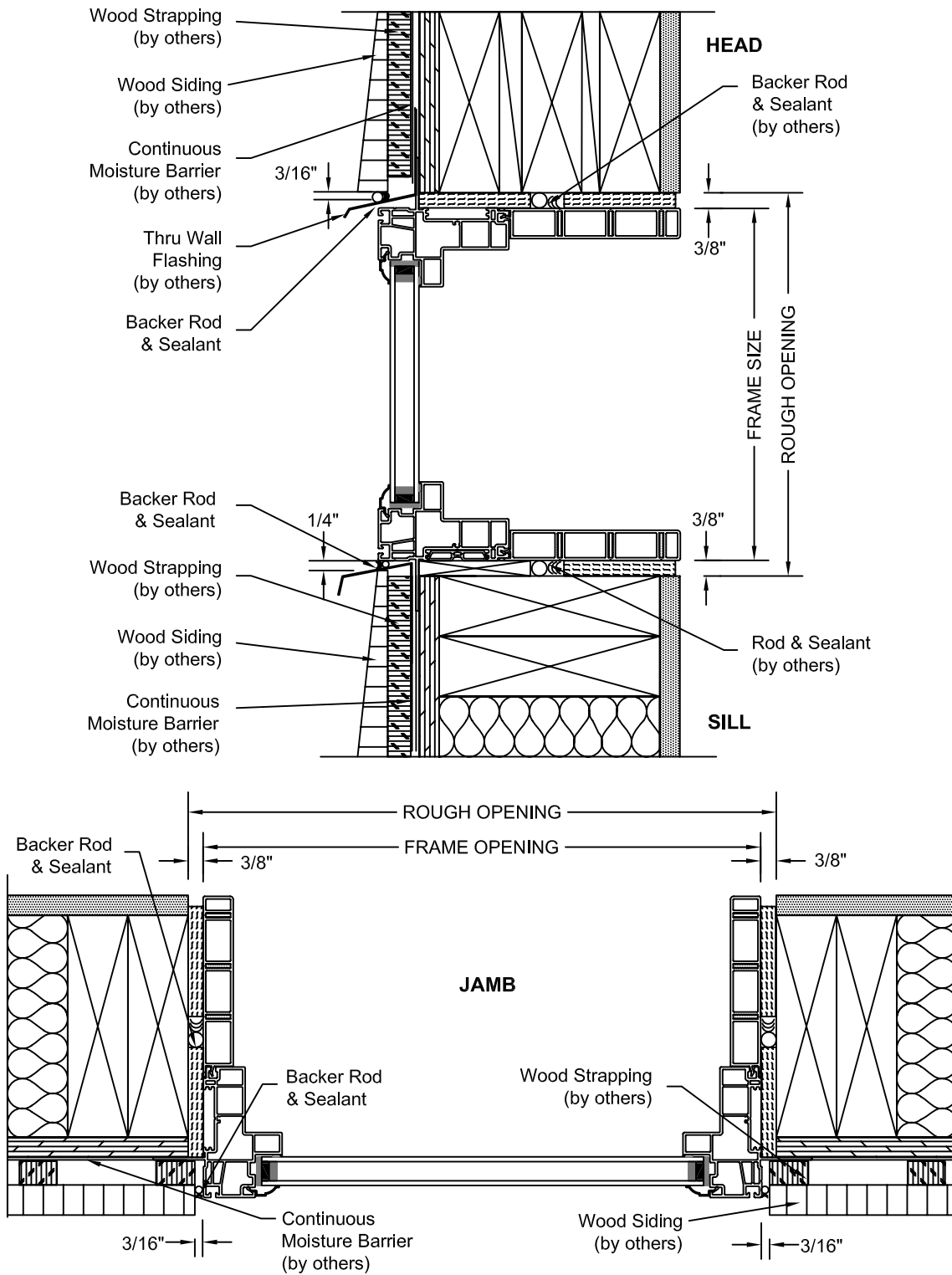
SCALE: 3" = 1'-0"



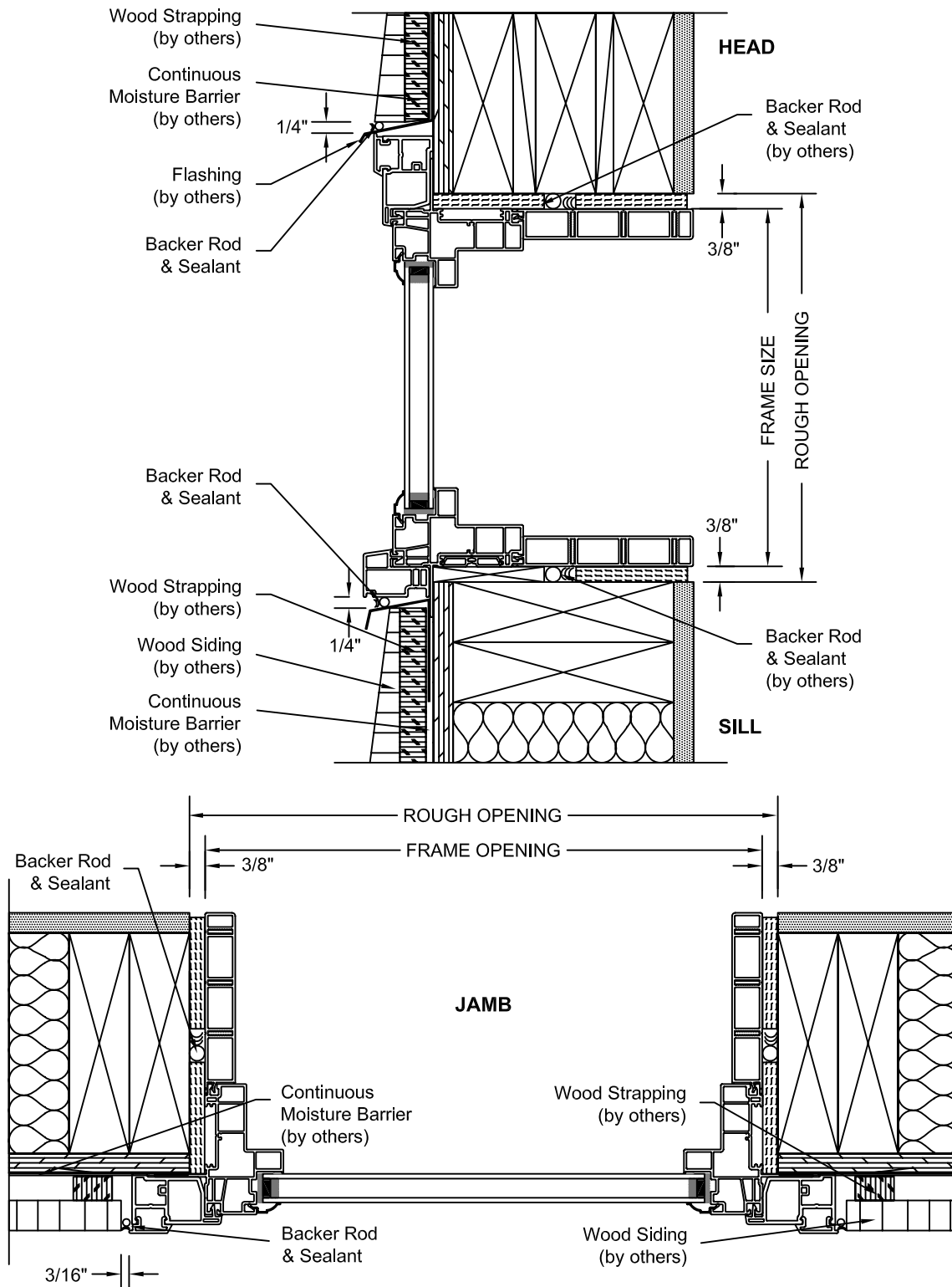
SCALE: 3" = 1'-0"



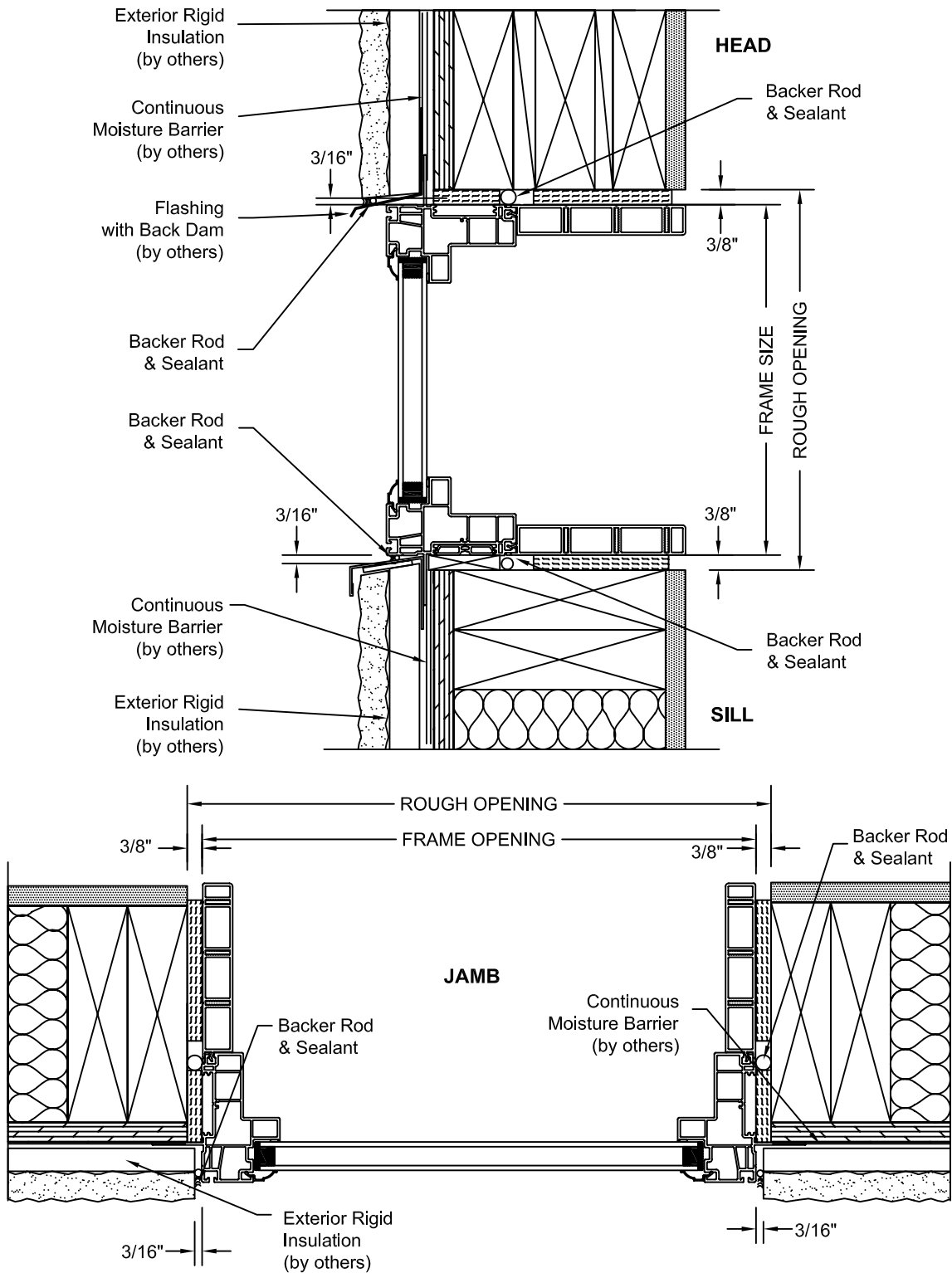
SCALE: 3" = 1'-0"



SCALE: 3" = 1'-0"



SCALE: 3" = 1'-0"



SCALE: 3" = 1'-0"

