


# FALL WINDOW AND DOOR MAINTENANCE CHECKLIST

PREPARE YOUR HOME FOR THE COLDER MONTHS AHEAD BY FOLLOWING THIS COMPREHENSIVE CHECKLIST.

PRINT IT OUT AND CHECK OFF EACH TASK AS YOU COMPLETE IT. 



# FALL WINDOW AND DOOR MAINTENANCE CHECKLIST

## CLEANING

- Remove Loose Dirt and Dust
  - Use a handheld brush or vacuum to clean window frames, glass, doors, tracks, and sills
  
- Clean Window and Door Surfaces
  - Wipe down interiors and exteriors with a soft, non-abrasive cloth.
  - For doors, use warm water and a mild detergent.
  - Avoid abrasive cleaners or harsh chemicals.
  
- Clean Window Coverings
  - Wash curtains according to label instructions.
  - Soak blinds in a bathtub with warm water and a small amount of dish detergent.
  
- Clean Moving Parts
  - Remove dirt from hinges, locks, and window operators.
  - Keep a dry brush handy for quick touch-ups.

## INSPECTION

- Check for Wear and Tear
  - Look for drafts, cracks, gaps, or signs of damage.
  - Inspect sealant around windows and doors.
  - Examine frames, glass, and hardware components like hinges and locks.
  
- Test Operation
  - Open and close each window and door to ensure smooth operation.
  - Ensure doors latch securely and windows fit snugly in their frames.
  
- Inspect Insulation
  - Check insulation around frames for integrity and proper fitting.
  
- Look for Moisture Issues
  - Observe any condensation between windowpanes or on sills.
  - Check for signs of mold or mildew, especially in areas with poor ventilation.

## LEAK AND DRAFT DETECTION

- Feel for Drafts
  - Run your hand around the edges to detect cold air entering.
- Smoke Test
  - Use an incense stick around frames; flickering smoke indicates a draft.

## WEATHERPROOFING AND MAINTENANCE

- Apply Caulk or Sealant
  - Seal gaps and cracks around windows and doors with appropriate caulk.
- Check Weatherstripping
  - Inspect for damage or wear.
  - Replace if necessary to ensure a tight seal.
- Lubricate Moving Parts
  - Apply a dry lubricant with corrosion inhibitors to hinges, locks, and operators.

## ADDITIONAL CONSIDERATIONS:

### Consult a Professional

- If you notice significant issues like rust, rotten wood, or cloudy glass.


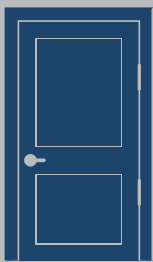
### Consider Upgrades

- Replace old or single-pane windows and doors with energy-efficient options like triple-pane windows or fiberglass doors.





# FALL WINDOW AND DOOR MAINTENANCE CHECKLIST ✓



By completing this checklist, you'll enhance your home's energy efficiency, reduce heating costs, and ensure a comfortable indoor environment during the winter months.

