

THE SLIDER WINDOW

NEW JWC7500 SERIES



CHANGING THE WORLD OF WINDOWS.

NEW JWC7500 SERIES WINDOWS

The Slider Window

Windows are more than openings to the outside world—they are the soul of a home, shaping how light, air, and beauty flow into our daily lives. Choosing the right window is a balance between art and science: it must conserve energy, protect comfort, and harmonize with the rhythm of nature, while reflecting the aesthetic spirit of the space and the philosophy of living beautifully, responsibly, and with purpose.

26% LOWER PROFILE FRAME

A 4 9/16" frame overall integral nail fin, maximizes glass area, maintains window strength and enhances views while inviting more natural light in.

EASE OF OPERATION

Precision-engineered track system keeps movement consistent, requiring 75% less force than conventional slider window, resulting in a refined user experience.

PERFORMANCE

The precision alignment of the sash, combined with weatherstripping, maintains a tight, reliable seal, preserving indoor comfort, energy efficiency, and long-term thermal performance in all seasons.

DUAL-PANE AND TRI-PANE GLASS OPTIONS

Low-E glass performance options tailored for all a projects and applications.

INCREASED GLASS AREA



22% UP TO 22% BETTER ENERGY EFFICIENCY

Rated to meet Canada's best U-Factor code requirements, 0.14 (U.S./I-P) / 0.79 (Metric/SI) or ER 44. Reducing energy bills while maintaining home comfort.

QUIET PERFORMANCE


High-quality skates and refined track design allows the sash to move freely, with minimal resistance, providing superior sound reduction compared to standard slider window.

INTERIOR GLAZED

Interior glazing enhances both serviceability and long-term performance by shielding the primary seal from harsh exterior elements.



PATENT-PENDING TRACK DIVERTER FOR SMOOTH-GLIDE OPERATION



MULTI-POINT LOCK



MADE IN CANADA

Proudly built for Canadian homes, this new slider with smooth glide track diverter, the first of its kind, is designed and manufactured in Canada. As part of the Well Made Here program, this window reflects JELD-WEN's commitment to local craftsmanship, quality, and supporting Canadian communities—because where its made matters.

PREMIUM FINISHIELD™ LAMINATE COLOURS



Custom paint colours and finishes are available for special order.

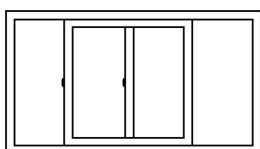
EXTERIOR COLOUR AND FINISH OPTION

Contact your Sales Representative for region specific offerings.




ENERGY EFFICIENT

JELD-WEN of Canada is proud to continue to lead the way in energy efficiency with this new JWC7500 vinyl slider window, meeting Canada's aspirational energy efficiency window target, exceeding performance in all regions of Canada. These high-performance windows help in reducing the carbon footprint and lower energy bills by maintaining consistent indoor temperatures.




The slider window offers a modern aesthetic with expansive glass panels that create a brighter, more sophisticated living space. Its sleek, horizontal design complements contemporary architecture while ensuring smooth, effortless operation, superior energy efficiency, and refined style.




SCAN ME TO SEE THE JWC7500 IN MOTION

GLASS OPTIONS



Dual Pane Glass



Tri-Pane Glass

Designed for Canada's extreme climate, our JELD-WEN® window collection is offered in a range of Dual-Pane and Tri-Pane glass options featuring advanced Low-E coatings. Our True Tri-Pane Technology™ consists of three panes of glass, two 1/2" (13 mm) Argon-filled air spaces, and a 1 3/8" (35 mm) thick insulated glass unit, outperforming standard 1" (25 mm) Tri-Pane windows by 30% in insulation. These windows effectively reduce energy costs, ensure year-round comfort, minimize interior condensation during winter, and provide added security. Choose JELD-WEN Tri-Pane windows for a smarter, more comfortable home throughout the year.

PRIVACY GLASS



Grey Tinted

Bronze Tinted

Rain Tinted

Sandblasted Obscure

Pinhead Obscure

TEMPERED GLASS

Tempered glass provides exceptional safety and durability through heat treatment. Required by building codes for windows near floors, doors or bathrooms.

OPTIONAL





































Discover the FlexScreen, featuring U-Channel integration for a secure fit without pins or corner keys. Enjoy effortless removal by folding the screen inward. Its sleek design and rip resistance outshine conventional screens.

BETTERVUE

Enhance your FlexScreen with the BetterVue Mesh upgrade. This finer mesh optimizes airflow, visibility, and natural light while offering superior insect protection. Its patent-pending technology sheds water and debris during rainstorms, ensuring easy maintenance and a clear outward view.

GLASS PERFORMANCE

		U-FACTOR <small>Lower values are better at retaining more energy inside your home.</small>	SOLAR HEAT GAIN (SHGC) <small>Harness the sun's energy to heat your home.</small>	VISIBILITY (VLT) <small>Improve the visibility inside and out of your home.</small>	UV PROTECTION <small>Protect your health and decor from the sun's harmful UV rays.</small>	ENERGY RATING <small>Higher values are better at balancing solar heat gain and energy efficiency.</small>	
SUNFLOW™ GLASS Ideal for sunny exposures that can harness the sun's energy to warm your indoor spaces. A single Low-E coating offers the highest Energy Rating, SHG, and visibility. It is less effective at retaining energy within your home.		Dual Pane Clear/Low-E	0.27 (U.S./I.P.) 1.53 (Metric/SI)				37
		Dual Pane Low-E/Clear	0.27 (U.S./I.P.) 1.53 (Metric/SI)				35
		Tri-Pane Clear/Clear/Low-E	0.20 (U.S./I.P.) 1.14 (Metric/SI)				42
		Tri-Pane Low-E/Clear/Low-E	0.16 (U.S./I.P.) 0.91 (Metric/SI)				45
SUNSTABLE™ GLASS A balanced solution for most climates. Dual Low-E coatings moderate SHG, U-Factor, UV protection and visibility. Designed to utilize some of the sun's energy for heating while improving energy retention.		Dual Pane Low-E/Clear	0.26 (U.S./I.P.) 1.48 (Metric/SI)				23
		Tri-Pane Low-E/Clear/Clear	0.20 (U.S./I.P.) 1.14 (Metric/SI)				30
		Tri-Pane Low-E/Clear/Low-E	0.16 (U.S./I.P.) 0.91 (Metric/SI)				34
SUNRESIST™ GLASS Our most energy efficient option suitable for every climate. Triple Low-E coatings offer the best U-Factor and UV protection. Enjoy superior energy retention and comfort, relying less on the sun's energy.		Dual Pane Low-E/Clear	0.25 (U.S./I.P.) 1.42 (Metric/SI)				21
		Tri-Pane Low-E/Clear/Clear	0.20 (U.S./I.P.) 1.14 (Metric/SI)				26
		Tri-Pane Low-E/Clear/Low-E	0.16 (U.S./I.P.) 0.91 (Metric/SI)				31
HEATSAVE™ GLASS Combined with other Low-E options to amplify U-Factor and maximize energy retention without sacrificing fix window.		Tri-Pane Low-E/Clear/Low-E/Low-E	0.14 - 0.16 (U.S./I.P.) 0.79 - 0.91 (Metric/SI)	-	-	-	33 - 35

The information presented is based on 3 mm glazing, super spacer and represents whole product values. Numbers may vary when other glass thicknesses and tinted glazing are used. Please consult with your sales representative for more information.

JELD-WEN®

The JELD-WEN® website is your ultimate resource for learning about our reliable windows and doors. It has all the product information and design advice you need.

JELD-WEN reserves the right to change product specifications without notice.
Please check our website for current information: www.jeld-wen.ca.



Visit jeld-wen.ca to view a full line of our Proudly Canadian, energy efficient, windows and doors.

JWC7500 The Slider
All Regions.