

ANNUAL FINANCIAL REPORT

FOR THE YEAR ENDED 31 MARCH 2026



TRUST IN A STYLE TO LAST THROUGH THE AGES



EDINBURGH
INVESTMENT TRUST

Contents

STRATEGY

OVERVIEW

Annual Results at a Glance	1
About The Edinburgh Investment Trust	2
Investment Policy	4
Nature of the Company	5
Financial Information and Performance Statistics	6
Chair's Statement	10

STRATEGIC REPORT

Portfolio Managers' Report	15
The Portfolio Managers' Investment Principles	22
Business Review	23
Investments in Order of Valuation	25
Portfolio Analysis	26
Principal Risks and Uncertainties	27
Viability Statement	32
Section 172 Statement, Company Sustainability and Stakeholders	33

GOVERNANCE

The Directors	39
The Company's Corporate Governance Framework	41
Corporate Governance Statement	42
Audit Committee Report	43
Directors' Report	46
Statement of Directors' Responsibilities	54
Directors' Remuneration Report	55

FINANCIAL REVIEW

Independent Auditors' Report	59
Income Statement	65
Statement of Changes in Equity	66
Balance Sheet	67
Statement of Cash Flows	68
Notes to the Financial Statements	69

OTHER INFORMATION FOR SHAREHOLDERS

Notice of Annual General Meeting	84
Shareholder Information	88
Directors, Advisors and Principal Service Providers	89
Glossary of Terms and Alternative Performance Measures ("APM")	90
Alternative Investment Fund Managers Directive Disclosure	94

If you wish to contact members of The Edinburgh Investment Trust Board then please get in touch with the Company Secretary on +44 (0)20 3697 5770. Alternatively, please email the Board via the Company Secretary at EIT@nsm.group. If you have any enquiries for the Manager, please contact them on +44 (0)20 7412 1700.

The Company is a
member of

aic

ANNUAL RESULTS AT A GLANCE

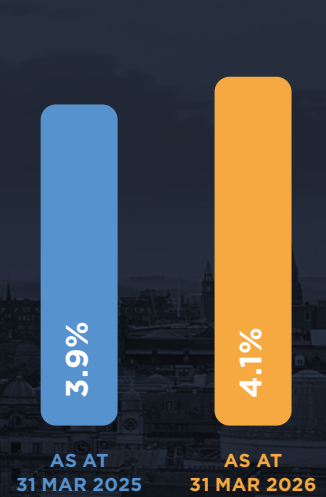
NET ASSETS



SHARE PRICE



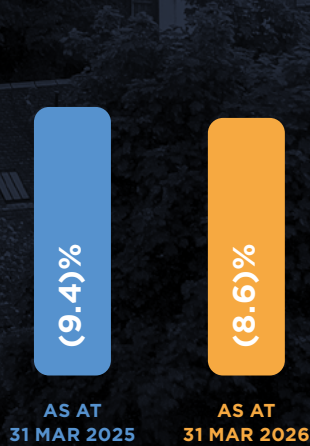
DIVIDEND YIELD*



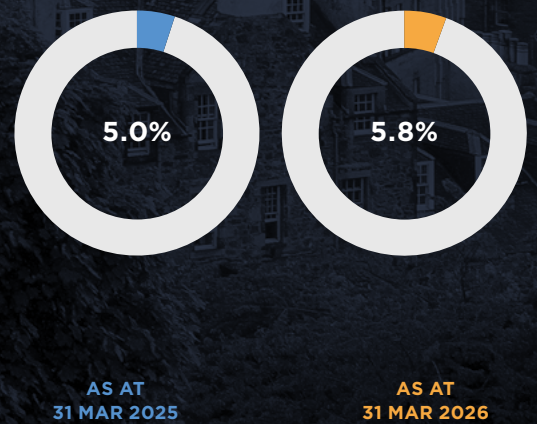
ONGOING CHARGES RATIO*



DISCOUNT*



GEARING (NET)*



*Alternative Performance Measures as defined on pages 90 to 93

About The Edinburgh Investment Trust

The Edinburgh Investment Trust was established in 1889 and has been managed by the current team since March 2020, with Imran Sattar taking over as Portfolio Manager and Emily Barnard as Deputy Portfolio Manager in February 2024.

The portfolio management team construct a high-conviction portfolio of 40 to 50 holdings based on fundamental company research. Up to 20% of the portfolio may be invested in non-UK stocks.

Investment objective

The Company aims to exceed the total return on the FTSE All-Share Index and grow its dividend faster than UK inflation. This objective will be assessed over the long term and performance against the FTSE All-Share Index will be measured on a NAV total return basis.

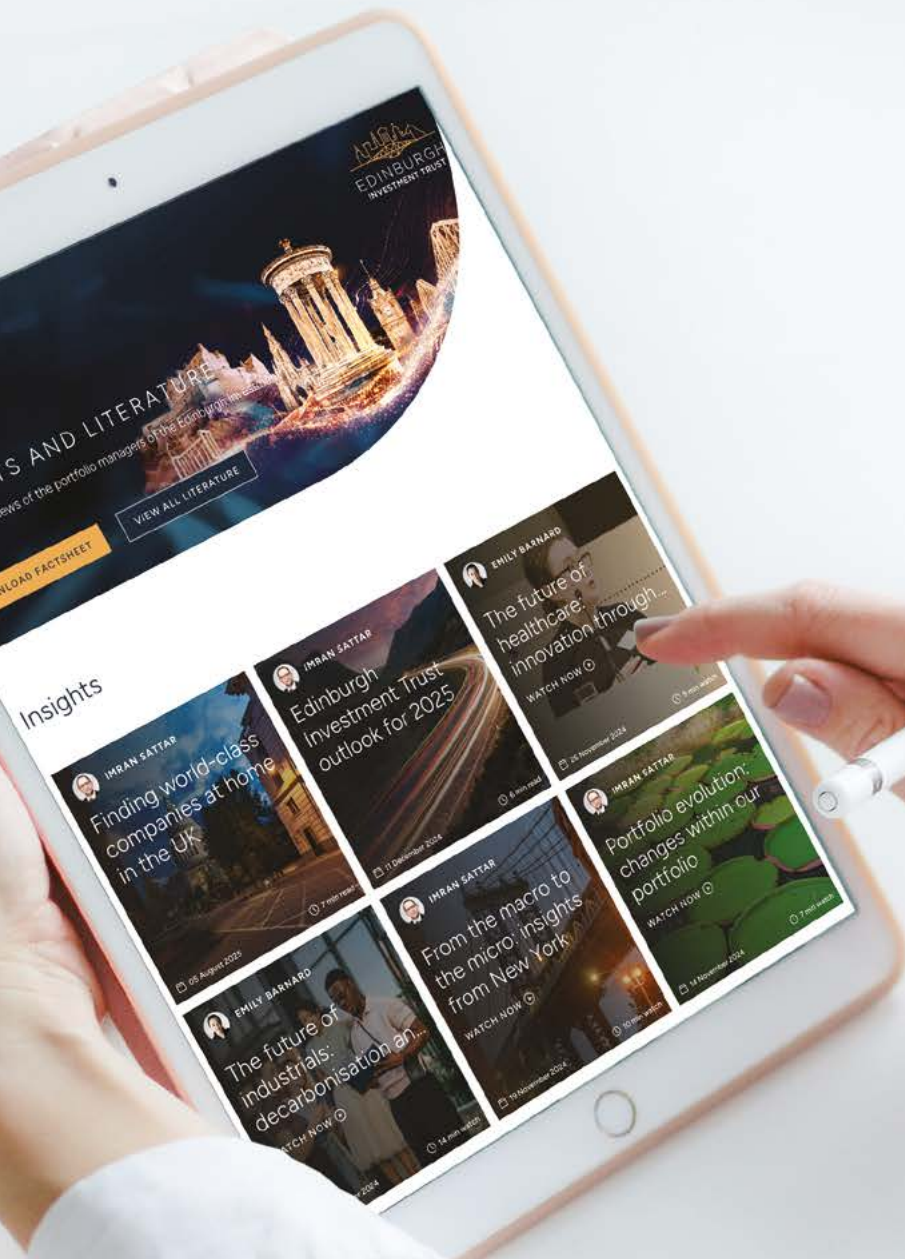


**Exceed the total return
on the FTSE All-Share Index**



**Grow its dividend faster
than UK inflation**





Investment policy

The Company invests primarily in the shares of companies quoted on a recognised stock exchange in the UK. Securities of companies quoted on a recognised stock exchange outside of the UK may also be held but will not exceed 20% of the market value of the investment portfolio, measured at the time of any acquisition.

The portfolio is selected by the Portfolio Manager, and monitored carefully by the Board, on the basis of the Portfolio Manager's assessment of the fundamental value available in individual securities, whilst giving due regard to sector and industry weightings and to broader economic and market conditions. Companies are chosen by the Portfolio Manager on the basis of their individual business strengths, growth and income characteristics and valuation, and not according to specific rules of asset allocation.

Borrowings may be used to provide gearing to the equity portfolio of up to 25% of net assets.


Investment decisions are restricted by the following:

- No acquisition may be made which would result in a holding being greater than 10% of the market value of the investment portfolio;
- The Company will not invest more than 15% of its total assets in the shares of other UK-listed investment trusts or investment companies;
- The Company will not hold more than 5% of the issued share capital (or voting shares) of any one company.

In addition, the Company may:

- invest in convertibles (securities which are typically expected to convert into shares on a recognised stock exchange) subject to no acquisition or conversion resulting in a holding breaching the limits in this investment policy;
- use derivative instruments, monitored carefully by the Board and subject to constraints, including the writing of covered calls against securities (which in aggregate amount to no more than 10% of the value of the investment portfolio) and the investment in FTSE 100 futures (subject to the value of such positions, if exercised, not exceeding 15% of the value of the investment portfolio). Other derivative instruments may be employed, subject to prior Board approval, provided that the cost (and potential liability) of exercise of all outstanding derivative positions should not exceed 25% of the value of the investment portfolio at any time;
- hedge exposure to changes in foreign currency rates in respect of its overseas investments

At the Company's Annual General Meeting on 22 July 2025, shareholders unanimously approved the above Investment Objective and Policy. The revisions simplified the language but changed neither the way the Company's portfolio is managed nor what the Company is seeking to achieve.



Nature of the Company

The Company is a FTSE 250 Investment Company whose shares are listed on the London Stock Exchange ('LSE'). The business of the Company consists of investing its assets according to a specified investment objective and policy, with the aim of spreading investment risk and generating a return for shareholders.

The Company uses borrowing to enhance returns to shareholders. This increases the risk to shareholders should the value of investments fall.

The Company has contracted with an external manager, Liontrust Fund Partners LLP ('LFP' or 'the Manager') to act as its Alternative Investment Fund Manager ('AIFM') and to

manage its investments. Other administrative functions are contracted to external services providers. The Company has a Board of non-executive directors who oversee and monitor the activities of the Manager and other service providers on behalf of shareholders and ensure that the investment objective and policy are adhered to. The Company has no employees.

The Company's ordinary shares qualify as mainstream investment products suitable for promotion to both retail and professional investors. The Company's ordinary shares are eligible for investment in an ISA.



Financial Information and Performance Statistics

TOTAL RETURN⁽¹⁾⁽²⁾⁽³⁾ (ALL WITH DIVIDENDS REINVESTED)

Year ended 31 March 2026 % Change. The Company's benchmark is the FTSE All-Share Index.

7.2%

Net asset value⁽¹⁾ (NAV) -
debt at fair value

8.5%

Share price⁽⁴⁾

21.5%

FTSE All-Share Index⁽⁴⁾

Capital Return ⁽¹⁾⁽³⁾	At 31 March 2026	At 31 March 2025	Change %
Net asset value - debt at fair value	846.04p	817.16p	+3.5
Share price ⁽⁴⁾	773.00p	740.00p	+4.5
FTSE All-Share Index ⁽⁴⁾	5,430.69	4,623.62	+17.5
Discount ⁽¹⁾⁽²⁾⁽³⁾ - debt at fair value	(8.6)%	(9.4)%	
Gearing (debt at fair value) ⁽¹⁾⁽²⁾⁽³⁾	- gross gearing	5.9%	5.6%
	- net gearing	5.8%	5.0%

Revenue and Dividends ⁽²⁾	Year Ended 31 March 2026	Year Ended 31 March 2025	Change %
Revenue return per ordinary share	26.60p	25.02p	+6.3
Dividends - first interim	7.60p	6.90p	
- second interim	7.60p	6.90p	
- third interim	8.40p	7.50p	
- proposed final	8.40p	7.50p	
- total dividends	32.00p	28.80p	+11.1
Consumer Price Index ⁽³⁾⁽⁴⁾ - annual change	3.3%	2.3%	
Dividend Yield ⁽¹⁾⁽²⁾⁽³⁾	4.1%	3.9%	
Ongoing Charges Ratio ⁽¹⁾⁽²⁾⁽³⁾	0.52%	0.51%	

Notes:

⁽¹⁾ These terms are defined in the Glossary of Terms and Alternative Performance Measures, including reconciliations, on pages 90 to 93. NAV with debt at fair value is widely used by the investment company sector for the reporting of performance, premium or discount, gearing and ongoing charges.

⁽²⁾ Key Performance Indicator.

⁽³⁾ Alternative Performance Measures.

⁽⁴⁾ Source: LSEG Data & Analytics.

Ten Year Historical Information

Per ordinary share									
Year ended 31 March	Ordinary shareholders' funds £m	Shares (bought back)/ issued m	Revenue return p	Dividend rate p	NAV (debt at fair value) p	Share price p	Discount (debt at fair value) %	Gross gearing (debt at fair value) %	Net gearing (debt at fair value) %
2016	1,392	0.55	26.66	24.35	695.30	665.00	(4.4)	15.5	15.3
2017	1,535	-	27.94	25.35	768.81	713.50	(7.2)	15.9	15.7
2018	1,400	-	29.25	26.60	703.34	642.00	(8.7)	12.1	11.8
2019	1,382	(0.19)	28.66	28.00	696.91	644.00	(7.6)	11.0	10.8
2020	872	(20.80)	27.83	28.65	490.40	434.00	(11.5)	13.4	8.3
2021	1,091	(2.50)	16.21	28.65 ⁽¹⁾	628.29	600.00	(4.5)	10.1	7.1
2022	1,176	(1.10)	22.41	24.80	686.69	634.00	(7.7)	10.3	4.4
2023	1,139	(5.60)	25.99	26.20	713.75	660.00	(7.5)	6.6	4.7
2024	1,135	(13.99)	23.93	27.20	779.97	690.00	(11.5)	6.2	3.1
2025	1,126	(7.17)	25.02	28.80	817.16	740.00	(9.4)	5.6	5.0
2026	1,059	(12.67)	26.60	32.00	846.04	773.00	(8.6)	5.9	5.8

(1) including special dividend of 4.65p.

Capital Returns (excluding dividends paid) to 31 March 2026

	2017	2018	2019	2020	2021	2022	2023	2024	2025	2026	3yr	5yr	10yr
NAV (debt at fair value) (%)	10.6	-8.5	-0.9	-29.6	28.1	9.3	3.9	9.3	4.8	3.5	18.5	34.6	21.7
Share Price (%)	7.3	-10.0	0.3	-32.6	38.2	5.7	4.1	4.5	7.2	4.5	17.1	28.8	16.2
FTSE All-Share Index (%)	17.5	-2.4	2.2	-21.9	23.3	9.3	-0.7	4.3	6.6	17.5	30.6	41.8	60.0

Source: LSEG Data & Analytics

Total Returns (with dividends reinvested) to 31 March 2026

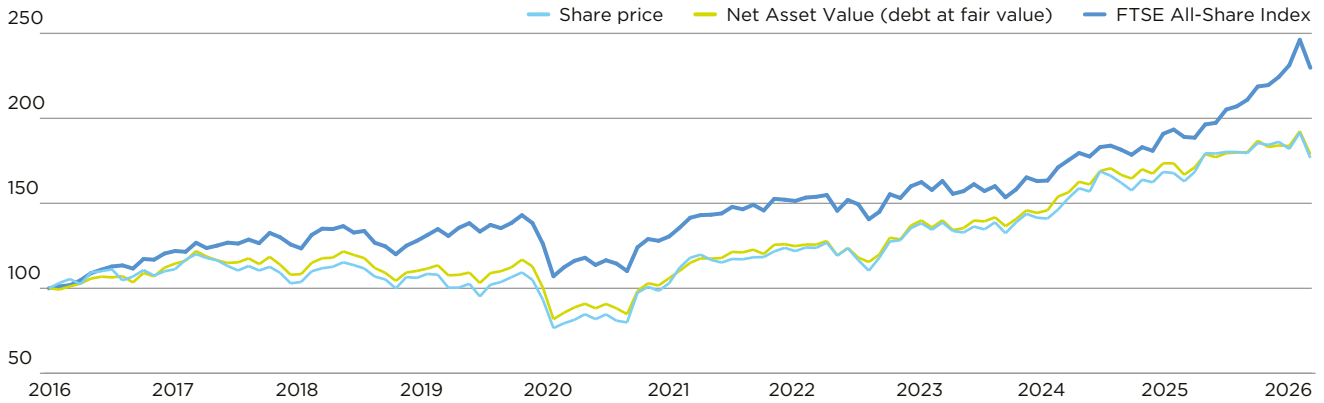
	2017	2018	2019	2020	2021	2022	2023	2024	2025	2026	3yr	5yr	10yr
NAV (debt at fair value) (%)	14.7	-5.9	2.9	-26.7	34.8	14.1	7.9	13.4	8.3	7.2	31.7	62.2	78.8
Share Price (%)	11.2	-6.7	4.6	-29.4	46.4	10.6	8.4	8.9	11.3	8.5	31.5	57.6	76.8
FTSE All-Share Index (%)	22.0	1.2	6.4	-18.5	26.7	13.0	2.9	8.4	10.5	21.5	45.6	69.3	129.8

Source: LSEG Data & Analytics

TEN YEAR HISTORICAL INFORMATION / CONTINUED

Total Returns Over Ten Years

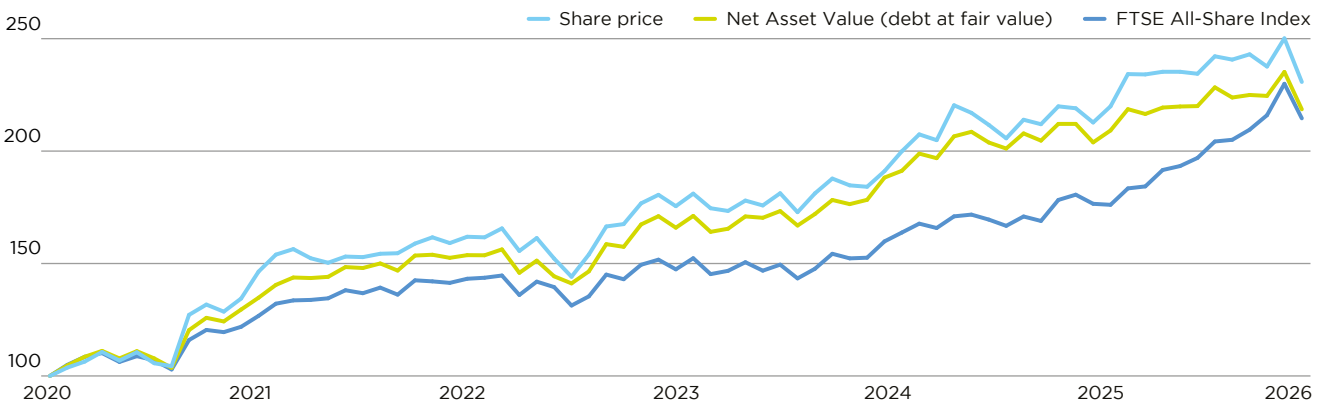
Rebased to 100 at 31 March 2026



Source: LSEG Data & Analytics

Total Returns since appointment of the Manager (March 2020)

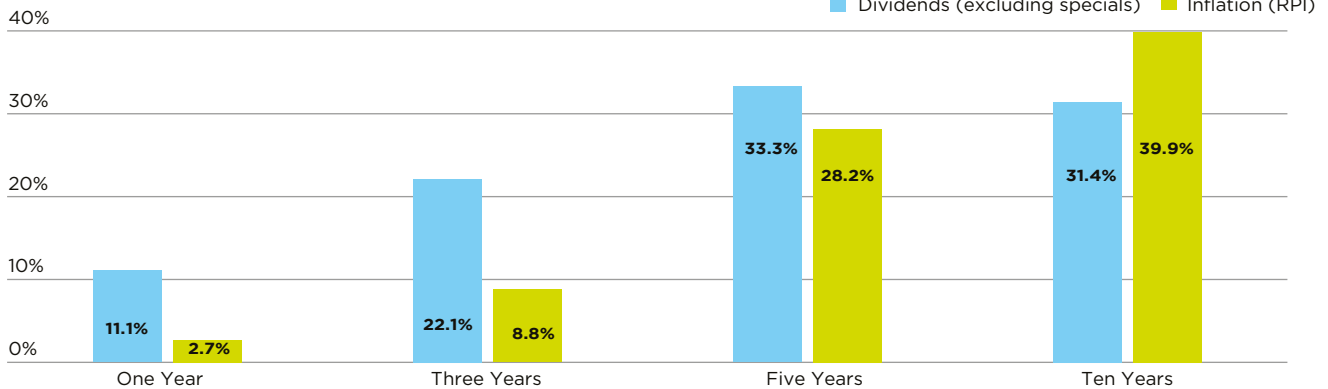
Rebased to 100 at 31 March 2026



Source: LSEG Data & Analytics

Cumulative Dividend Growth

to 31 March 2026

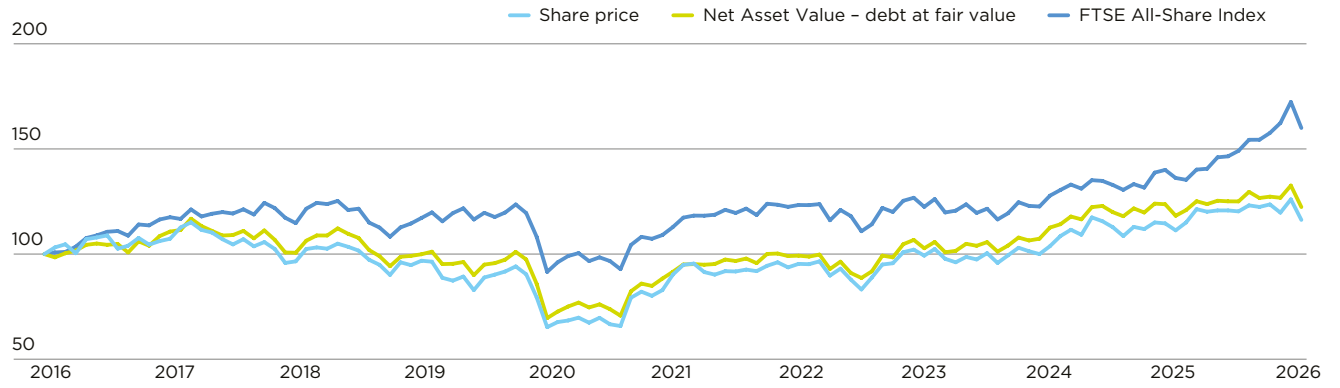


Source: LSEG Data & Analytics

Source: Consumer Price Inflation - Office for National Statistics

Capital Returns Over Ten Years

Rebased to 100 at 31 March 2026



Source: LSEG Data & Analytics



Chair's Statement

DEAR SHAREHOLDERS,

The Company's financial year to 31 March 2026 marks the second consecutive year during which the UK equity index has outperformed both the US equity index and broader global equity indices, with the FTSE All-Share Index (the "Index") recording double digit returns over the last two years. This denotes the continuation of a more benevolent backdrop for investing in UK equities than was the case previously. In this context, while positive in absolute terms, the Company's investment returns over the last twelve months have been disappointing relative to the Index. The share price and net asset value ("NAV") total returns were 8.5% and 7.2% respectively compared with the Index at 21.5%. This in turn has had a detrimental effect on the Company's three and

five year returns. However, over the six years since the appointment of the management team, it is encouraging to record that the Company's share price and NAV total returns were 15.0% per annum (p.a.) and 13.9% p.a. respectively. This compares with the UK equity Index total return of 13.6% p.a.. Of the 17 peer investment trusts in the UK equity income sector over the same period, Edinburgh ranks fourth. Table 1, below, sets out the Company's returns over all the key periods.

While we accept that short-term returns for an actively managed portfolio will be volatile, the Board is focused on ensuring that the Company's returns improve after this challenging twelve month period. We are engaging robustly with the Managers and broader executive team at Liontrust to ensure that the investment team and their process identify attractive companies that will contribute to the strong overall returns that the Company seeks to achieve.

The underperformance last year was a function of three main factors: share price weakness in holdings perceived to be losers from the Artificial Intelligence ("AI") revolution, some operational underperformance in a small number of holdings, and being underweight in certain companies with a more pronounced 'value' orientation. The Managers' report explores each of these factors in more detail. As you will also read in the Managers' report, there is well-founded optimism that the Company's diversified portfolio of stocks will drive attractive returns in the years ahead.



Table 1: The Edinburgh Investment Trust NAV, share price and benchmark total returns to 31 March 2026

	1 year	3 years p.a.	5 years p.a.	6 years p.a. (Manager inception)	10 years p.a.
NAV	7.2%	9.6%	10.2%	13.9%	6.0%
Share price	8.5%	9.6%	9.5%	15.0%	5.9%
FTSE All-Share	21.5%	13.3%	11.1%	13.6%	8.7%

DIVIDENDS

The Company's investment objective has two elements: to outperform the Index, and to grow dividends per share in excess of UK inflation. The Company is meeting this second part. Last month, we declared a third interim dividend of 8.40 pence per share. As a Board we are proposing the same payment of 8.40 pence per share for the final dividend, to be paid this summer. Assuming this proposal is approved by shareholders at July's Annual General Meeting ("AGM"), the total dividend for the financial year will be 32.0 pence per share. This will represent an increase of 11.1% compared with the previous year, comfortably in excess of the rate of UK inflation of 3.3%. These dividend payments are funded largely by the portfolio's natural underlying income: the Company generated a revenue return of 26.6 pence per share. Compared with a total dividend of 32.0 pence per share, the gap of 5.4 pence per share is funded from capital. We keep this draw on capital under review and are content that this level is sustainable. Indeed, as the Managers note in their report, the headline level of portfolio income is only part of the story, as many investee companies also return significant sums through share buybacks (in aggregate the Managers estimate that the combined 'yield' from buybacks and dividends would be c.1.7x the dividend yield alone).

As I flagged in the Interim Report of last November, we are recommending a small change to the timing of the Company's dividend payments. At present the first three interim dividends are equally spaced at three monthly intervals, with the fourth 'final' dividend two months after the third. This means that there is a four month gap between the final dividend and the first dividend in a new financial year. Resolution 4 at the AGM proposes paying four interim dividends throughout the year.

This would mean that for the 2027 financial year and beyond, shareholders would receive four equally-spaced dividends. We believe this schedule of dividend payments should be more appealing to investors.

BORROWINGS

The Company has £120m of long-term debt (the 'par' value) which was negotiated in 2021. The blended fixed annual coupon across the four tranches of debt is 2.4% and the average period to maturity is 22 years. At the end of the financial year the Company had *de minimis* cash balances, meaning that net debt at par as a percentage of NAV was 11.3%.

It is the general convention in the investment trust sector to look at the 'fair' value of debt for valuation purposes, which takes account of changing bond yields. These can have dramatic effects on the value of long-term debt such as ours. Indeed, as bond yields have risen since we negotiated the borrowings, the fair value of the debt has fallen from £120m to £66m (it was £67m at the previous year end). Once cash is deducted, net borrowing at fair value as a percentage of NAV is a more modest 5.8%. This fair value adjustment also means that the debt's 'redemption yield' of c.6.3% is the effective hurdle for the portfolio to add value net of the cost of the debt. The portfolio's return exceeded this hurdle last year: the value added from the borrowings is quantified in the table on page 24. We have every confidence that the long-term annualised returns of the portfolio should continue to add value above this fair value hurdle. Taking all this into account, we view the current 5.8% level of net borrowing as a suitable balance between the likely long-term positive returns from the portfolio and the Managers' shorter term more cautious view of markets.

CHAIR'S STATEMENT / CONTINUED

SHARE PRICE DISCOUNT TO NAV

The Company's discount finished the year at 8.6%, a little tighter than the 9.4% level a year ago. At the time of writing, it is 8.4%. During the year, the Board used the Company's share buyback authority to repurchase 8.8% of the shares outstanding. This has enhanced the NAV by 0.7% over the period - this is set out in the table on page 24. We recognise that during a period of less strong investment returns, there may be less appetite for the Company's shares and, in this circumstance, we believe buying back shares represents an attractive capital allocation decision. Despite this shrinkage of the Company's share capital, the strong investment returns of recent years mean that Edinburgh remains a large and well-resourced Company. We continue to deploy resources to enhance the awareness and reputation of the Company: combined with attractive future investment returns, this should deliver a tighter discount over time.

MARKETING

As an example of reputation building, we continue to execute a marketing plan to raise the profile of the Company and drive demand for shares from new and existing shareholders. Initiatives include digital and print advertising, videos, podcasts and high-profile attendance at a range of events including the major retail investment trust event in London hosted by the Association of Investment Companies ("AIC"). These initiatives are in addition to our own two major shareholder events: the AGM in Edinburgh and a similar shareholder event in London each October. We have also upgraded the format of this annual report and the interim report published last November.

In the print media, the management team and I have been interviewed and quoted in a range of publications over the year, including the Financial Times, Investment Week and the Daily Mail as well as a wide range of online publications. The Company's social media profile continues to grow in prominence.

BOARD AND GOVERNANCE

There have been no changes to the composition of the Board over the year. It has operated well throughout, with all Directors making significant contributions to our discussions. Following the guidance of the AIC Corporate Governance Code, an internal Board review was undertaken using the services of Boardforms, an external evaluation consultancy which is independent of the Company. The review covered performance of the Board and its Committees, individual

Directors and the Chair. The overall results were positive and demonstrated that the Board and its Committees were operating effectively. The Board continues to meet the FCA Listing Rules targets on gender diversity, female representation in senior roles and ethnic representation on the Board. All Directors also conform with the UK Corporate Governance Code's guidance on board tenure. I thank all the Directors for their continued hard work on behalf of shareholders.

ANNUAL GENERAL MEETING

This year's AGM will take place on Tuesday 21 July 2026 at 11:00 a.m. at the Balmoral Hotel in Edinburgh. We warmly invite all shareholders to attend. Refreshments will be available from 10.30 a.m. and we encourage early arrival so that the formal business of the meeting can begin promptly at 11.00 a.m..

As usual, shareholders will be asked to vote on the resolutions set out on pages 84 and 85 of this report. Shareholders are encouraged to attend and also submit voting instructions in advance of the meeting. Full details on how to vote ahead of the meeting are set out in the Notice of AGM on pages 84 to 87. Shareholders who would like to vote at the meeting itself and do not hold shares in their own name will need to obtain a corporate letter of representation from their investment platform or nominee ahead of the AGM in order to attend and vote in person at the meeting.

The meeting will also include a presentation by the Managers and an opportunity to ask questions of both the Managers and Board. Following the conclusion of the meeting, there will be an informal lunch and a chance to meet a range of colleagues and advisors that manage the Company on a day-to-day basis.

LONDON SHAREHOLDER EVENT

We will host a presentation to shareholders in central London on Thursday 8 October 2026. This will be another chance to meet the Board, Portfolio Managers and other members of the team. Further details will be posted on the Company's website in the summer. We had a full house for this event last year and I encourage you to sign-up via the Company website once the registration facility opens.

OUTLOOK / CONCLUSION

In closing, I would like to reiterate that all of us involved with the day-to-day management or oversight of the Company are working very hard to ensure that the Company's investment returns improve after this recent challenging period. I thank all our investors for their ongoing support. As ever we welcome feedback - contact details are at the back of this report - and my colleagues and I look forward to meeting shareholders at our various events in the months ahead.

ELISABETH STHEEMAN

Chair

20 May 2026

Strategic Report



Portfolio Managers' Report For the year ended 31 March 2026

The UK equity market has delivered another strong set of returns and we have had an active year positioning the portfolio to take advantage of the available opportunities.

During this period it has also been a pleasure to meet a wide range of shareholders and we are looking forward to continuing this engagement at the Company's AGM and other events. As ever, the stock market has provided challenges as well as exciting opportunities. In this report we will first review performance and activity, before turning to the current shape of the portfolio and the investment outlook. Despite recent returns below that of the UK index, we are confident that the positioning of the portfolio will lead to stronger returns in the years ahead.

PERFORMANCE REVIEW

While the Company has delivered solid longer-term returns since our appointment in 2020, the last financial year was disappointing relative to the market. The NAV total return was 7.2% and the share price total return was 8.5%. These compare with a total return of 21.5% from the Company's benchmark, the FTSE All-Share Index. Gearing contributed 0.5% to returns over the course of the year. As the Chair has set out in her statement, the last twelve months have contributed to three and five year returns being behind the index. All our energies are now focused on returning these metrics back into positive territory.



PORTFOLIO MANAGERS' REPORT / CONTINUED

We remain committed to a flexible and pragmatic investment approach. Over the last year the portfolio has had a bias to 'quality growth' stocks – this was born out of judgement and was principally driven by where we find the best bottom-up opportunities. Over the year this bias was a headwind to our returns relative to that of the index, even though the majority of portfolio holdings have delivered strategically, operationally and financially. There was, however, a notable derating in a number of portfolio holdings which the market has, we believe erroneously, characterised as 'Artificial Intelligence losers'. Alongside this were a few holdings which underperformed operationally which we discuss further below. Stronger performance from a number of larger value-oriented benchmark companies in which we are underweight was also a headwind. As we describe later in this report, our investment process continues to uncover a range of different investment opportunities, some of which are more growth oriented, some of which are more value oriented and many of which most recently fall into the category of self-help turnarounds.

The banking sector was a strong performer in the UK market last year, which was another significant factor in the portfolio's return lagging that of the index. The sector has continued to be supported by the lagged benefit from higher interest rates into net interest income (via the 'structural hedge' which smooths net interest income over the course of an interest rate cycle), improved capital positions and continued strong distributions to shareholders. NatWest, a 5.3% position in the portfolio at the year end, had a strong rally until early 2026, subsequently giving back the outperformance, as investors digested the announcement of the acquisition of Evelyn Partners, a strategically attractive but optically expensive deal. HSBC performed strongly but was a detractor for your portfolio with the 2.9% position underweight compared against the benchmark. The transformation at HSBC under the new chief executive continues with a streamlining of operations and refocus on areas of competitive advantage – notably wealth management in Hong Kong and broader Asia, and its market-leading position in the region was cemented with the acquisition of the remaining stake in Hang Seng Bank.

The aerospace and defence, and metals and mining sectors were standout performers in the UK market, as geopolitical tensions rose. The holding in Anglo American, a world class copper and iron ore miner, performed strongly with solid operating performance, progress on the simplification of the business and the announcement of a highly synergistic proposed merger with Teck Resources. Another positive

contributor to performance was the position in Tesco, the leading UK supermarket that is more defensively positioned and which continues to gain market share through strong execution, taking advantage of distracted competitors. Another more defensive company, GlaxoSmithKline ("GSK"), the global pharmaceutical business, upgraded guidance during the year, reaffirmed medium term targets and appointed a new CEO, Luke Miels – a highly regarded internal appointment. Alongside Tesco and GlaxoSmithKline, the other two largest contributors to relative performance were not owning Diageo, the global alcoholic beverages giant, and not owning Experian, the global credit bureau. Experian suffered AI-induced sentiment declines, like many of its data and analytics peers. Diageo is a company we have been reassessing regularly over the last two years, and one we are continuing to monitor closely. The shares have been weak amidst a debate on whether the weak topline performance is indicative of structurally weaker alcohol demand particularly in developed markets. The new CEO, Sir Dave Lewis, formerly of Tesco, is set to give a strategic update later this year.

THE PORTFOLIO'S AI-EXPOSED STOCKS

Thematically, since late 2024, we have seen the largest P/E multiple de-rating of capital-light companies vs capital intensive companies since the global financial crisis (GFC). The capex to sales ratio in developed markets (ex-technology spend) went from 7-9% pre GFC, to circa 6-7% post. This reduced capital intensity has shown up in areas such as the systemic underinvestment in defence, the outsourcing of energy sovereignty, the outsourcing of supply chains, and outdated physical infrastructure in a number of developed markets. That implicit trade-off between higher market free cash flow vs. ensuring security and stability has been questioned more in recent years, particularly following the outbreak of the Russia-Ukraine war and the pandemic-induced supply chain gyrations. The value of tangible assets is being reappraised, with this process further intensified with ongoing announcements of significant capital investments in AI infrastructure. It may take time to see whether the returns on these very significant AI investments justify the cost. These emerging AI innovations have also raised concerns about the future profitability of capital light businesses. We hold a number of these companies and they have been a drag to relative performance during the year, most notably Rightmove, AutoTrader and Baltic Classifieds.

Rightmove is the dominant property portal in the UK, with a strong and well developed economic moat. With the business having essentially all the supply of available properties in the UK, and over 80% share of viewership, Rightmove as the

matching engine has a very powerful moat as its competitive advantage. We judge that AI is most likely to make the searching and filtering process more efficient for consumers, whilst Rightmove can use AI to provide higher value add products – rather than AI replacing the two-sided network it has built. However, Rightmove was also one of the holdings which underperformed financially during the year, with its second margin reset of the last few years as the management team increase costs by investing to future-proof the platform.

AutoTrader is the dominant used car portal in the UK. As with Rightmove, the platform brings together disparate pools of buyers and sellers and that network is its economic moat. This moat comes from the market depth, importance in the dealer workflows, and increasingly the value added data and services provided to the car dealers by AutoTrader. Rather than AI disintermediating AutoTrader, we think the much more likely outcome is that it can use AI to enhance their proposition, helping dealers improve conversion and productivity.

Baltic is the leading online classifieds group in the Baltics, which owns and operates fourteen leading vertical and generalist online classifieds portals in Lithuania, Estonia and Latvia. It has suffered from a similar swing in sentiment and – like Rightmove – was one of the holdings which also underperformed operationally and financially during the year, in its case owing to short term cyclical weakness in the Estonian car market.

The Company's revenue return per share rose from 25.0p to 26.6p, an increase of 6.3%. Top line revenues were £40.8m, and the portfolio yield is 3.2%. The underlying cash generation of the portfolio remains strong, with an increasing number of companies embracing the flexibility of share buybacks to return capital to shareholders. We calculate the 'share buyback yield' of the portfolio over the year to have been 2.3%, which represents a significant additional return of capital, even though it does not affect the numbers immediately above. Looking ahead, the portfolio's weighted-average estimated dividend growth remains in mid-high single digits which should support the Company's objective of growing the dividend per share in excess of UK inflation.

TRANSACTIONS

Notable purchases during the year fall into three categories:

First, purchases of de-rated data and analytics companies which we judge will turn out to be winners from the AI evolution:

- Softcat is a new position in the portfolio. Softcat is a value-added reseller of technology to medium sized companies, with exposure to more than 200 technology vendors, and partners with companies to help them navigate an evolving technology landscape. Softcat is just the partner medium sized companies need during this rapid evolution in AI and technology offerings. Softcat has an exceptional long-term track record and is well positioned to benefit from continued growth in technology spending, particularly in areas such as AI, cybersecurity, and cloud services. Softcat generates high returns on invested capital, is strongly cash generative, and consistently returns excess capital to shareholders. We believe the current valuation offers an attractive opportunity to initiate a position in this high-quality business.
- We topped up the position in Sage. Sage develops software that helps small and mid-sized businesses manage their accounting, payroll and HR processes, underpinned by a highly recurring revenue model and strong cash generation. The business continues to deliver consistent growth, driven by its transition to cloud and increasing adoption of AI-enabled solutions, which are enhancing customer productivity and supporting pricing and upsell opportunities. We believe Sage is well positioned to sustain attractive growth and margin expansion, with AI innovation and a large installed base providing a durable competitive advantage.
- We also added to London Stock Exchange Group ("LSEG") and RELX. Both are leading providers of data and analytics tools within their respective industries, with a high proportion of recurring subscription based revenues and strong cash generation which they are using to buy back shares at what they judge to be attractive valuations; we agree.

PORTFOLIO MANAGERS' REPORT / CONTINUED

Second, additions to existing positions in specialised instrumentation companies experiencing short term cyclical weakness in end markets, and so providing opportunities to buy shares at attractive valuations in these long-term structural winners:

- Oxford Instruments is a leading player in high-end scientific instruments. It is a high quality, differentiated business exposed to structural growth drivers such as healthcare R&D, and a self-help opportunity in moving their Advanced Technologies division from a low single digit margin towards the medium term target for the division of 10-12% operating margins. Like other scientific instrumentation companies, it has suffered some cyclical headwinds more recently but we think the medium-term opportunity is very attractive.
- Renishaw is a world-leading engineering company specialising in precision measurement. The business is exposed to structurally growing end-markets such as robotics & automation, semiconductors and electronics. These end-markets can be cyclical and this has weighed on the company's sales and profitability. However, we believe these markets remain attractive longer-term and short-term uncertainty has enabled us to add to the position in a world-class company.

Finally, purchases of Marshalls and Ibstock: cyclically depressed and lower valuation multiple UK construction and RMI (repair, maintenance, improvement) exposed businesses - and both going through turnarounds. These are new positions in the portfolio, are naturally higher risk investments and have been sized accordingly, both presenting attractively skewed risk-reward profiles.

- Marshalls is a UK manufacturer of landscaping, building and roofing products. Landscaping volumes are down over 30% from their peak and profits are almost 80% down - there is significant recovery potential within the division. The building products division also offers recovery potential, with volumes down around 25% from

peak levels. Meanwhile, the roofing business continues to perform extremely well and is one of the best performing businesses in the industry. There is huge earnings recovery potential for the business with volumes close to all-time lows and an attractive valuation, alongside a self-help turnaround with a new chief executive focused on cost cutting and realigning the product offering to more closely match customer requirements.

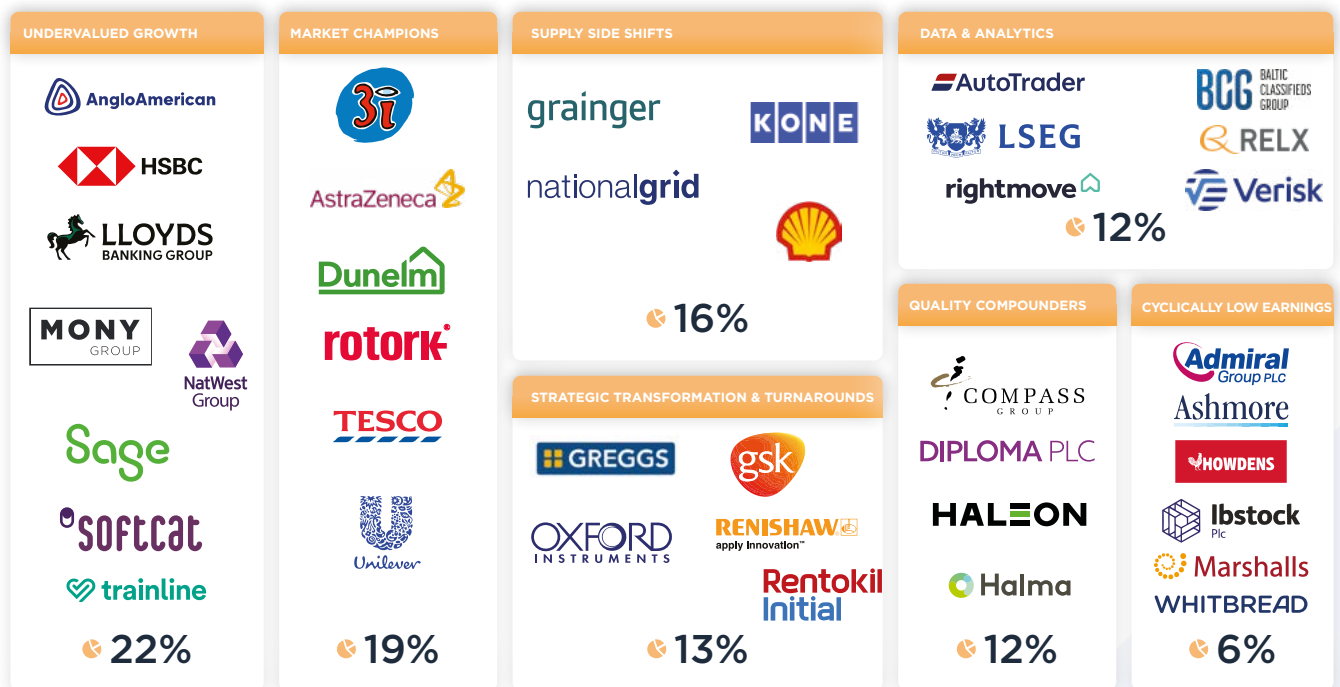
- Ibstock is the UK market leader in brick manufacturing. Brick market volumes are down around 30% from their peak and profits down around 50% - there is significant earnings recovery potential here given the operating leverage in the business. With its recent capex cycle ending, Ibstock should become increasingly cash generative, and recent share price weakness due to concerns on market volumes in the short-term provided an attractive entry point.

Notable sales during the year included Thermo Fisher Scientific, the global leader in life sciences tools and services. The shares recovered strongly as the academic research end markets in the US have held up better than expected and there had been a cyclical recovery in some of their other markets. Following the share price recovery and significant valuation rerating we exited the position to redeploy capital into more attractive opportunities. We exited the position in BAE Systems, one of the leading global defence contractors. We sold as we felt the positive outlook for higher defence budgets was largely reflected in the share price following a period of re-rating, with some risk that spending would be more back-end loaded than the market expected. Finally, we trimmed the position in Whitbread, the UK's leading value hotel operator through its Premier Inn brand. While trading has remained depressed but not worsening, and cost efficiencies have improved, uncertainty around the medium term cost impact of higher business rates impacting cost inflation has increased the range of outcomes and lowered our conviction. We have therefore reduced our position to redeploy capital where the risk-reward range is more attractive.

CURRENT SHAPE OF THE PORTFOLIO

Portfolio construction is an important part of our process. We aim to build a portfolio of around 40-50 idiosyncratic investment opportunities across the style spectrum, to form a portfolio that is economically and thematically well diversified. The current themes and economic diversification within the portfolio are shown below:

Thematic diversification



Source: Liontrust, 31.03.26. All use of company logos, images or trademarks in this presentation are for reference purposes only

Economic diversification



Source: Liontrust, 31.03.26, ex Cash, example stocks. All use of company logos, images or trademarks in this presentation are for reference purposes only

PORTFOLIO MANAGERS' REPORT / CONTINUED

Over the course of the year we made incremental adjustments to the portfolio's style positioning, increasing exposure to the value part of the market principally through gentle increases to more cyclically depressed companies presenting turnaround opportunities such as Marshalls and Ibstock, and additions to Lloyds Bank and HSBC where we have seen opportunities. While we currently retain a quality-growth bias in the portfolio, we have found more opportunities recently in the 'value' part of the equity market principally through our bottom-up research. Our investment approach continues to yield opportunities across the style spectrum. If the economic weather is a little more difficult, we are confident that the vast majority of portfolio holdings will deliver attractive profit growth and strong cashflows.

ENGAGEMENT

Among the company site visits during the year there are three which stand out, a visit to a new position in the portfolio Ibstock a leading brick manufacturer, a visit to Renishaw a position we have added to during the year, and a visit to a longer standing position in the portfolio - Howdens, the UK market leading trade only kitchen supplier. We have also updated our investment thesis on the main UK banks during the course of the year.

Ibstock

We visited Ibstock's Atlas site, a newly developed factory near Birmingham. The visit highlighted a step-change in manufacturing capability, alongside management's strategy to drive lower costs, higher margins and improved sustainability through targeted investment. Atlas represents a £75m investment and is designed to produce c.105m bricks (c.11% of group capacity). The site sits at the bottom of the cost curve, and importantly, this is not just incremental capacity, but a structural improvement in how bricks are manufactured. A key part of our investment thesis is that Ibstock is now coming off a heavy capex cycle and is well positioned to deliver margin expansion and free cash flow as volumes recover. While near-term demand remains subdued, the visit reinforced our view that the business has materially upgraded its asset base. As volumes normalise, this should drive a meaningful improvement in profitability, supporting a stronger through-cycle margin profile and cash generation.

Renishaw

Renishaw's Miskin manufacturing facility in South Wales is one of its core production sites. A consistent theme throughout the visit was the strength of Renishaw's innovation and how this is embedded within both its products and manufacturing processes. During the site tour, Renishaw demonstrated how use of its own metrology equipment and software enables closed-loop manufacturing, where inspection and calibration data feed directly into machine settings in real time. This enhances precision and productivity, while also providing direct insight into customer challenges, supporting ongoing product development.

Overall, the visit reinforced our conviction that Renishaw is a world-leading innovation-led business. While end-markets remain cyclical, the strength of its technology and product offering positions the company well to benefit when demand recovers, supporting a compelling long-term investment case.

Howdens

We visited a local depot in York alongside one of Howdens' core manufacturing sites in Howden itself, which also houses its kitchen showroom/expo. The visit highlighted both the scale of operational investment and the strength of Howdens' integrated supply chain model.

At the manufacturing site, the level of investment in automation and capacity was notable. The business continues to invest heavily to improve efficiency, capacity and consistency, reinforcing its position as a scaled, vertically integrated operator. This is further supported by ongoing expansion, with the site increasing from c.80 acres to 100 acres, signalling confidence in long-term demand and a clear focus on future-proofing the business. Overall, the visit reinforced our view that Howdens' logistics and manufacturing capabilities are best-in-class, and that continued investment in these areas is widening its economic moat. The model enables superior availability, supports depot expansion (including smaller urban sites), and drives strong customer loyalty among tradespeople.



We expect the Company's borrowing, after adjusting for its fair value cost, to be additive to returns over the long term.

UK Banks

We met with the UK banks multiple times during the year to understand and appraise topics including:

- The durability of the positive momentum at NatWest (as noted earlier, a 5.3% position at the year end) and the evolution of the wealth and mass affluent strategy, most recently with the acquisition of Evelyn Partners;
- How the bancassurance model has evolved and how Lloyds (a 2.4% position) is strategically placed as the only bancassurer in the UK;
- The sustainability of the wealth flows at HSBC (a 2.9% position), the recently completed Hang Seng acquisition, and credit impairments in the Hong Kong loan book;
- How Barclays is approaching refocusing on growth in the UK and private credit exposure.

These reviews have seen us add to the positions in Lloyds Bank and HSBC and retain our conviction in NatWest.

OUTLOOK: REFLECTIVE NOT REFLEXIVE PORTFOLIO MANAGEMENT

Given the very volatile market conditions and wider range of short to medium term outcomes than we have seen for some time, we think this calls for a more balanced style of portfolio in the immediate future, whilst remaining quality growth biased given the risks in the broader environment. To this end we have been using recent volatility to gently add to positions in companies we think are very well placed over the long term but may be experiencing short term share price weakness, such as HSBC, Lloyds, Sage, and Spirax. Our resolute focus remains on owning a collection of businesses we think are well placed to deliver over the next five years, with share prices that provide attractive risk-reward skews across the style spectrum.

Reflecting our short term market caution, reflected in a quality and defensive tilt to the portfolio, we believe the modest net gearing level of 5.8% is currently appropriate. We keep the level under review, with our market expectations and the cost of debt feeding into this process.

Whilst we are primarily bottom up stockpickers, we recognise that companies do not operate in a vacuum. We need to take into account the macroeconomic backdrop. We generate our macroeconomic insights principally from the micro – the individual companies. This 'macro from the micro' intelligence-seeking part of our process – learning about the macroeconomic environment from the wide range of companies that we meet – is giving us mixed signals. It remains a difficult operating environment and the outlook is tough to predict given the macroeconomic and geopolitical risks on the horizon. To navigate this environment, we believe the investment trust structure is the ideal vehicle: a stable pool of capital, the ability to smooth dividends, and a structure that supports long-term patient thinking to deliver attractive returns over the long term.

IMRAN SATTAR
PORTFOLIO MANAGER

EMILY BARNARD
DEPUTY PORTFOLIO MANAGER

20 MAY 2026

The Portfolio Managers' Investment Principles

Our competitive edge rests on the combination of our Global Fundamental team's experience and our flexible investment process, which delivers a differentiated and diversified portfolio of listed equities.

ACTIVE MANAGEMENT

Stock-driven. Share prices follow fundamentals over the long term. Through our proven investment approach, we expect to outperform over the long term, net of fees.

High conviction portfolio. We expect the portfolio to contain around 40 to 50 stocks. Holdings sizes reflect the conviction we have in each company and our assessment of the upside and downside potential of its share price.

Risk. We think of risk as permanent capital loss. To mitigate this, our analysis of a company's valuation is the first line of defence. Our risk management process combines our depth of knowledge of the stocks in the portfolio, plus separate oversight by Liontrust's Portfolio Risk Committee.

FLEXIBLE INVESTMENT STYLE

Open-minded approach. We do not have dogmatic style biases, such as 'growth' or 'value'. We are also prepared to invest in companies that we identify as having scope for recovery through management change, business transformation or an improving business environment. We expect the profile of the portfolio to evolve depending on our assessment of individual companies and our reading of the economic and market background.

Disciplined, rigorous, fundamental research. In keeping with the stock-driven nature of the portfolio, the vast majority of our effort takes the form of in-depth stock research. The remainder is spent on macroeconomic analysis.

Materiality assessment is a core part of the investment process. As part of the investment process, we identify and prioritise the key risks and opportunities that each holding (or potential holding) faces over our investment time horizon. Some of these have financial implications for the portfolio's holdings and, as such, we engage each holding on its key issues or exposures. The outcomes from our in-depth analysis and engagement help form our conviction level and investment decisions.

TOTAL RETURN STRATEGY

A focus on both capital growth and income. We take a total return approach: investor returns should derive over the long term from both capital appreciation and dividend income. We generally prefer companies with organic investment opportunities but will sometimes hold companies with acquisitive profiles. Either way, companies with growth tailwinds are preferred. We view income as an important component rather than the primary driver of investment return. This aligns with the Company's twin objectives.

LONG TERM

Typical holding period of three to five years. This is an appropriate period to ensure that underlying corporate fundamentals drive investment returns. It is therefore also a sensible period over which to measure an active manager.

Gearing should enhance shareholder returns. One of the advantages of an investment trust is the ability to borrow to enhance equity returns. We expect gearing to boost investment returns over time.

CAPACITY MANAGEMENT

Scale diseconomies. In our view, investment performance can rapidly suffer if assets under management become too large. We carefully manage capacity to ensure that the interests of existing clients take precedence over new clients. The approach ensures we retain a size advantage. It enables us to reposition the portfolio – and those of all our other clients – quickly and efficiently when required.

DEEP INVESTMENT RESOURCE WITH GLOBAL PERSPECTIVE

A close-knit investment team. Average experience of the investment team is 12 years. The team has been stress-tested across various market cycles. The team members own Liontrust equity and co-invest in the team's investment strategies, including The Edinburgh Investment Trust, which in turn underpins teamwork and collaboration.

Challenge and debate. This is encouraged within a structured risk control environment, with robust oversight processes.

Business Review

STRATEGY AND BUSINESS MODEL

The Edinburgh Investment Trust plc is an investment company and its investment objective and investment policy are set out on pages 2 to 4. The strategy the Board follows to achieve that objective is to set investment policy and risk guidelines, including investment limits, and to monitor how they are applied. These are also set out below and have been approved by shareholders.

The business model the Company has adopted to achieve its investment objective has been to contract the services of the Manager to manage and administer the portfolio in accordance with the Board's strategy and under its oversight. The Portfolio Manager with lead individual responsibility for the day-to-day management of the portfolio is Imran Sattar and the Deputy Portfolio Manager is Emily Barnard. Imran Sattar and Emily Barnard took on these new roles on 6 February 2024.

In addition, the Company has contractual arrangements with MUFG Corporate Markets to act as registrar, The Bank of New York Mellon (International) Limited as depositary and custodian, and NSM Funds (UK) Limited to act as Company Secretary.

RESULTS AND DIVIDENDS

At the year end the share price was 773.00p per ordinary share (2025: 740.00p). The net asset value (debt at fair value) per ordinary share was 846.04p (2025: 817.16p).

The Directors declared a third interim dividend for the year ended 31 March 2026 of 8.40 pence per ordinary share (2025: 7.50 pence), an increase of 12.5% compared with each of the first two interim dividends. This dividend is payable on 22 May 2026 to ordinary shareholders on the register on 1 May 2026. The shares were quoted ex-dividend on 30 April 2026.

The Board is recommending a final dividend of 8.40 pence per share which is the same as the third interim dividend declared last month, implying a full year payout of 32.00 pence per share. This represents an increase of 11.1% compared with the total underlying ordinary dividends paid for the financial year to 31 March 2025.

Subject to approval at the Company's AGM, the dividend will have an ex-dividend date of 4 June 2026 and will be paid on 24 July 2026, to shareholders on the register at 5 June 2026.

PERFORMANCE

The Board reviews the Company's performance by reference to a range of key measures, which are shown on page 1 under "Annual results at a Glance" and the Directors' Report on page 48. They are measures of the Company's absolute and relative performance and assist in managing performance and are reviewed by the Board at each meeting.

The Chair's Statement on pages 10 to 13 gives a commentary on the performance of the Company during the year, the gearing and the dividend.

The Board reviews an analysis of expenditure at each Board meeting, and the Audit and Management Engagement Committees formally review the fees payable to the main service providers, including the Manager, on an annual basis.

The ongoing charges figure is calculated in accordance with the AIC methodology and is reviewed by the Board annually in comparison to peers.

The Board also regularly reviews the performance of the Company in relation to the 17 investment trusts in the UK Equity Income sector (including the Company). As at 31 March 2026 the Company was ranked 15th by NAV performance in this sector over one year, 7th over three years and 5th over five years (source: Winterflood).

OUTLOOK, INCLUDING THE FUTURE OF THE COMPANY

The main trends and factors likely to affect the future development, performance and position of the Company's business can be found in the Portfolio Managers' Report. Details of the principal risks affecting the Company can be found on pages 27 to 31.

FINANCIAL POSITION AND BORROWINGS

The Company's balance sheet on page 67 shows the assets and liabilities at the year end. Borrowings at the year ended 31 March 2026 comprised £120 million of Unsecured Senior Loan Notes (2025: £120 million).

BUSINESS REVIEW / CONTINUED

PERFORMANCE ATTRIBUTION

The following table illustrates the differing contributions to NAV excess returns, split between underlying stock selection and other factors such as gearing, costs and share buybacks.

	for the year ended 31 March 2026 %	for the year ended 31 March 2025 %
Total Return Basis⁽¹⁾		
NAV (debt at fair value)	7.2	8.3
Benchmark	21.5	10.5
Relative performance	-14.3	-2.2
Analysis of Relative Performance		
Portfolio total return	6.6	7.3
Benchmark total return ⁽¹⁾	21.5	10.5
Portfolio outperformance [A]	-15.0	-3.2
Borrowings:		
Net gearing effect	0.6	0.8
Interest	-0.2	-0.3
Market value movement	0.1	0.6
Management fee	-0.4	-0.4
Other expenses	-0.1	-0.1
Tax	0.0	0.0
Share buybacks	0.7	0.4
Subtotal [B]	0.7	1.0
Relative performance [A+B]	-14.3	-2.2

⁽¹⁾ LSEG Data & Analytics.

Performance attribution – analyses the performance of the Company relative to its benchmark. The Analysis of Relative Performance estimates the quantum of relative performance that is attributable to each of the factors set out in this table. The table is intended to be indicative rather than precise; the accuracy of each estimate is determined by a variety of factors such as the volatility of investment returns over the year and intra-month, and the timing of income receipts and expenditure payments.

Relative performance – represents the arithmetic difference between the NAV and benchmark returns.

Portfolio total return – represents the return of the holdings in the portfolio including transaction costs, cash and income received, but excluding expenses incurred by the Company.

Net gearing effect – measures the impact of the unsecured senior loan notes and cash on the Company's relative performance. This will be positive if the portfolio has positive capital performance and negative if capital performance is negative.

Interest – interest payable on the unsecured senior loan notes has a negative impact on performance.

Market value movement – represents the change in market value of the Company's borrowings, measured to the end of the financial year or maturity from the start of the financial year or issuance, each as appropriate.

Management fee – the fee reduces the Company's net assets and decreases returns.

Other expenses and tax – reduce the level of assets and therefore result in a negative effect on relative performance.

Share buybacks – measures the effect of ordinary shares bought back at a discount to net asset value on the Company's relative performance. Where shares are bought back at a discount, the transaction is generally NAV accretive, as the Company is effectively acquiring its underlying portfolio for less than its NAV and reducing the number of shares in issue, which increases NAV per share.

Investments in Order of Valuation

AT 31 MARCH 2026

UK LISTED ORDINARY SHARES UNLESS OTHERWISE STATED

Company	Sector	At Market Value £'000	% of Portfolio
Shell	Oil, Gas and Coal	82,426	7.1
Haleon	Pharmaceuticals and Biotechnology	69,438	5.9
GSK	Pharmaceuticals and Biotechnology	67,283	5.8
NatWest	Banks	62,368	5.3
Unilever	Personal Care, Drug and Grocery Stores	58,270	5.0
National Grid	Gas, Water and Multi-utilities	57,720	4.9
AstraZeneca	Pharmaceuticals and Biotechnology	55,641	4.8
Anglo American	Industrial Metals and Mining	51,466	4.4
Rentokil	Industrial Support Services	45,340	3.9
Compass	Consumer Services	41,185	3.5
TOP TEN HOLDINGS		591,137	50.6
Dunelm	Retailers	38,154	3.3
London Stock Exchange Group	Finance and Credit Services	37,205	3.2
HSBC	Banks	34,069	2.9
Spirax	Industrial Engineering	33,903	2.9
RELX	Media	31,968	2.7
Sage	Software and Computer Services	30,997	2.7
Grainger	Real Estate Investment and Services	30,017	2.6
Lloyds Bank	Banks	28,292	2.4
Greggs	Personal Care, Drug and Grocery Stores	26,570	2.3
Softcat	Computer Services	23,689	2.0
TOP TWENTY HOLDINGS		906,001	77.6
Auto Trader	Software and Computer Services	20,185	1.7
Rightmove	Real Estate Investment and Services	18,891	1.6
Whitbread	Travel and Leisure	17,845	1.5
Rotork	Electronic and Electrical Equipment	16,714	1.4
Tesco	Personal Care, Drug and Grocery Stores	16,502	1.4
Admiral	Non-Life Insurance	15,863	1.4
Baltic Classifieds	Software and Computer Services	15,728	1.4
Halma	Electronic and Electrical Equipment	15,290	1.3
Verisk - US Listed	Industrial Support Services	14,972	1.3
KONE - B shares - Finnish Listed	Industrial Engineering	14,043	1.2
TOP THIRTY HOLDINGS		1,072,034	91.8
Money Supermarket	Software and Computer Services	13,601	1.2
Trainline	Travel and Leisure	11,057	1.0
Marshalls	Construction and Materials	10,796	0.9
Diploma	Industrial Support Services	10,287	0.9
Oxford Instruments	Electronic and Electrical Equipment	8,504	0.7
Ibstock	Construction and Materials	7,213	0.6
3i	Investment Banking and Brokerage Services	7,181	0.6
Renishaw	Electronic and Electrical Equipment	6,816	0.6
Ashmore	Financial Services	6,744	0.6
Howden Joinery	Retailers	6,023	0.5
TOP FORTY HOLDINGS		1,160,256	99.4
Segro	Real Estate Investment Trusts	4,935	0.4
AJ Bell	Investment Banking and Brokerage Services	2,358	0.2
Eurovestech (UQ)	Investment Banking and Brokerage Services	-	-
Raven Property (S) - Preference shares	Real Estate Investment and Services	-	-
TOTAL HOLDINGS 44 (31 MARCH 2025: 45)		1,167,549	100.0

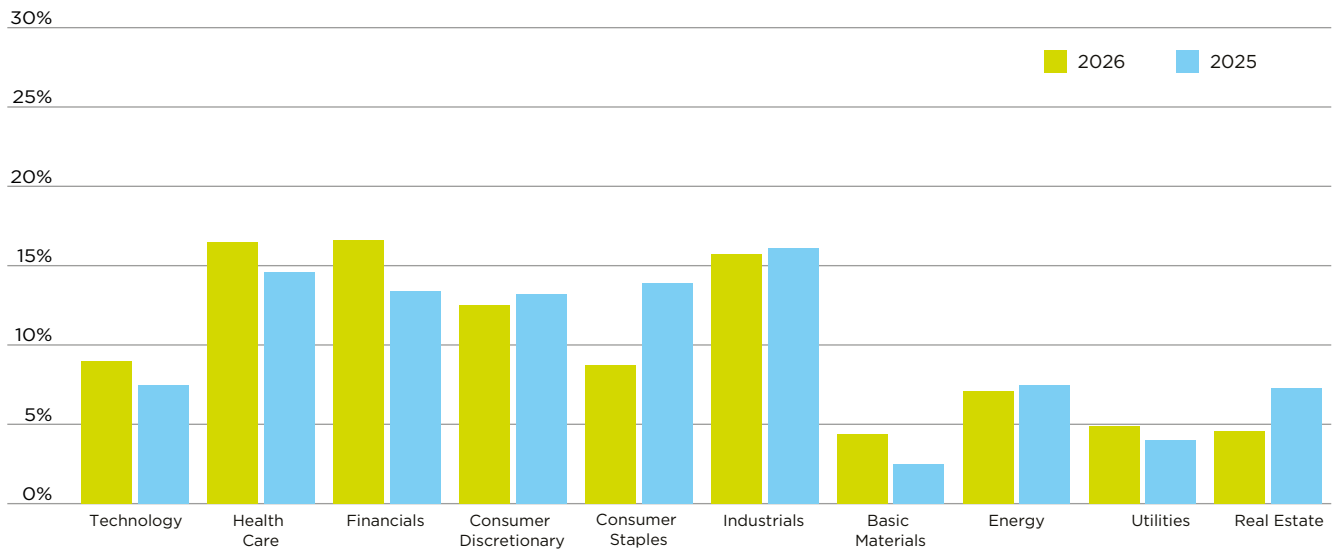
UQ - Unquoted investment

S - Delisted

Portfolio Analysis

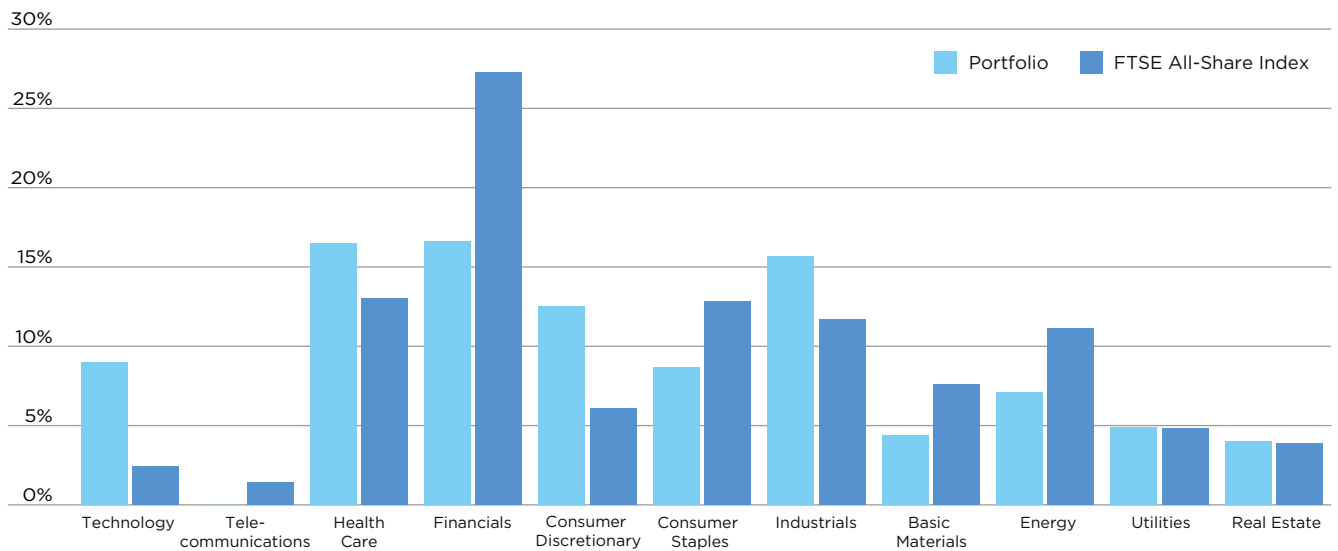
Analysis of Portfolio by Industry

At 31 March 2026 and 2025



Comparison of Portfolio to FTSE All-Share Index by Industry

At 31 March 2026



Principal Risks and Uncertainties

RISK MANAGEMENT AND MITIGATION

The Manager ('AIFM') is responsible for the portfolio management of the Company and for exercising the risk management function in respect of the Company. As part of this risk management function, the AIFM maintains a risk control summary of identified risks including emerging risks likely to impact the Company. This is updated regularly, following discussions with the Manager and highlighted to the Board.

The Board, through the Audit Committee and with the assistance of the Manager, regularly reviews a report of potential risks to the Company in the form of a risk control summary. The document includes a description of each identified risk, the mitigating action taken, reporting and disclosure to the Board and an impact and probability risk rating. The rating is given both prior to and after the Board's mitigation of each risk. The information is then displayed in matrix form which allows the Board to identify the Company's key risks. As the changing risk environment in which the Company operates has evolved, the total number of risks has fluctuated, with certain risks having been removed and new risks added with emerging risks actively discussed as part of this process and, so far as practicable, mitigated.

As part of the risk review, the Audit Committee considered the challenging global economic and geopolitical environment including, but not limited to, the continuing effects of global trade tariffs, armed conflicts, climate change, inflation and interest rates. Particular attention was also given to risks arising from minority activist shareholder concentration, the Company's performance and broader market volatility.

Furthermore, the risk control summary underpins the Company's preparation for the revised AIC Code, which requires boards to make a declaration of the effectiveness of the material controls at the balance sheet date, which applies to accounting periods beginning on or after 1 January 2026. This particularly supports the new Provision 34 of the AIC Code which ensures the Board has established and maintains procedures to manage risk, oversee the internal control framework and identify any material controls which have not operated effectively, identifying both actions and improvements.

The composition of the Board is regularly reviewed to ensure its members offer sufficient knowledge and experience to assess, anticipate and mitigate these risks, as far as possible.

The principal risks and uncertainties facing the Company are an integral consideration when assessing the operations in place to meet these objectives, including the performance of the portfolio, share price and dividends. The Board is ultimately responsible for the risk control systems, but the day-to-day operation and monitoring are delegated to the Manager. The Board has carried out a robust assessment of the principal and emerging risks facing the Company, including those that would threaten its business model, future performance, solvency or liquidity. The following sets out a description of the principal and emerging risks and how they are being managed or mitigated.

MARKET RISK

All the Company's investments are traded on recognised stock exchanges, bar a very small number that have delisted or suspended since purchase. The principal market risk for investors in the Company is a significant fall in, or a prolonged period of weakness across equity markets. The value of the Company's investments and the income derived from them are influenced by a wide range of external factors, including economic conditions, interest rates, inflation, currency movements, commodity and energy prices, investor sentiment, and changes in government policy and regulation. Market conditions can also be materially affected by geopolitical events (including the ongoing wars in Ukraine and the Middle East together with wider geopolitical tensions), sanctions regimes, public health events, and changes to global trade policy (including the introduction or escalation of tariffs).

These factors are outside the control of the Board and the Manager and may give rise to increased volatility in the prices of investments held by the Company. The asset value and price of the Company's shares and its earnings and dividends may consequently also experience volatility and may decline. Movements in interest rates, inflation and exchange rates can further affect returns and may contribute to a reduction in the Company's NAV.

Market risk is monitored through the risk control summary prepared by the Manager and reviewed by the Board at each meeting. In addition, the Board receives regular reporting on portfolio performance and positioning at each meeting, and the Manager monitors market developments and portfolio exposures on an ongoing basis, positioning the portfolio for medium to long-term returns.

PRINCIPAL RISKS AND UNCERTAINTIES / CONTINUED

INVESTMENT RISK

The Board sets investment policy and risk guidelines, together with investment limits, and monitors adherence to these at each Board meeting. All individual investment decisions are undertaken by the Portfolio Managers. The Portfolio Managers' approach is to construct a portfolio which should benefit from expected future trends in the UK and global economies. The Portfolio Managers take a long-term investment approach, and are prepared to take substantial positions in securities across a range of different types of stock. This reflects the Portfolio Managers' high conviction, stock-driven investment process and total return approach. Strategy, asset allocation and stock selection decisions by the Portfolio Managers can lead to underperformance of the portfolio relative to the benchmark and/or income targets.

The Portfolio Managers' style may result in a concentrated portfolio with significant overweight or underweight positions in individual stocks or sectors compared to the benchmark and, consequently, the Company's performance may deviate significantly, possibly for extended periods, from that of the benchmark. In a similar way, the Portfolio Managers manage other portfolios, holding many of the same stocks as the Company which reflects the Portfolio Managers' high conviction style of investment management. This could increase the liquidity and price risk of certain stocks under certain scenarios and market conditions. However, the Board and the Portfolio Managers believe that the investment process and policy outlined above should, over the long term, meet the Company's objectives. Investment selection is delegated to the Portfolio Managers. The Board does not specify asset allocations. Information on the Company's performance against the benchmark and peer group is provided to the Board at each Board meeting. The Board uses this to review the performance of the Company, taking into account how performance relates to the Company's objectives. The Portfolio Managers are responsible for monitoring the portfolio selected and seek to ensure that individual stocks meet an acceptable risk-reward profile. There is also independent oversight of the portfolio and Company's asset structure by the Liontrust Investment Risk team and the Liontrust Portfolio Risk Committee.

As described in the investment policy, derivatives may be used provided that the market exposure arising is less than 25% of the value of the portfolio.

Investment performance risk is included in the risk control summary report that is prepared by the Manager and reviewed by the Board at each meeting. The Board also

receives reports on the performance of the portfolio and on compliance with the Company's investment policy guidelines from the Manager's risk and compliance department at each meeting. As part of an annual assessment, the Board reviews the performance of the Manager and the management contract at the Management Engagement Committee meeting.

The Board also reviews the annual depository report and report from the compliance department of the Manager and any breaches of the investment policy, limits or guidelines are reported immediately to the Board and Audit Committee Chairs.

Investment risk is increased through the Company's borrowing, namely the £120m Unsecured Senior Loan Notes. This facilitates additional investment exposure than would be the case for an unleveraged portfolio; if the investments fall in value, this will increase the adverse impact on performance. On a regular basis the Board monitors the appropriateness of gross and net gearing levels, and the amount of headroom above minimum NAV levels as agreed with the lenders.

INCOME/DIVIDEND RISK

The Company is subject to the risk that income generation from its investments fails to reach the level of income required to meet its objectives.

The Board monitors this risk through the review of detailed income and dividend forecasts and comparison against budget. These forecasts form part of the Board papers and are considered at each Board meeting, and are also reviewed at relevant Committee meetings when dividend recommendations are being assessed. The Board also takes into account the size of the Company's accumulated income and capital reserves which can be used to supplement dividends when income levels alone do not cover the proposed dividend payments. These reserves are currently being used to support the dividend and, given the underlying income characteristics of the portfolio, the Board expects that reserves will continue to play a role in supporting dividends for the foreseeable future, while keeping the sustainability of distributions under close review.

Subject to shareholder approval at the AGM, the Board intends to move to the payment of four interim dividends each year, broadly evenly spaced, to provide shareholders with a more consistent income profile. If approved, the Board will continue to review the Company's overall dividend policy annually and will seek shareholder approval at each subsequent AGM.

DISCOUNT RISK

The share price is monitored on a daily basis and, at the request of the Board, the Company is empowered to repurchase shares within agreed parameters which are regularly reviewed with the Company's Broker. The discount at which the shares trade to NAV can be influenced by share repurchases. During the year, the Company repurchased 12,668,000 shares for holding in treasury (2025: 7,170,500).

Risk management activity includes systematic reviews of the investment objective and investment strategy and regular dialogue with shareholders and marketing activities.

Share price and discount risk is included in the risk control summary report that is prepared by the Manager and reviewed by the Board at each meeting. In addition, the Board monitors the Company's investment performance against its stated objectives and peer group and reviews the marketing report at every Board meeting.

CORPORATE GOVERNANCE AND INTERNAL CONTROLS RISK

The Board has delegated to third-party service providers the management of the investment portfolio, depositary and custody services (including the safeguarding of the assets), registration services, accounting and company secretarial services. Details of the Company's principal service providers are set out in the Directors' Report.

The principal risks arising from these arrangements relate to the allocation of the Company's assets by the current Investment Manager and the effective and professional delivery of administrative, registration, banking, depositary and custodial services. A failure in these areas could result in adverse outcomes including loss of assets, inadequate returns to shareholders and potential loss of the Company's investment trust status. In addition, cyber security risks could lead to breaches of confidentiality, compromised data integrity and disruption to investment decision-making processes. Failures in physical security could result in damage to or loss of equipment, with consequential operational and financial impacts on the Company. Consequently, in respect of these activities, the Company is dependent on Liontrust's control systems and those of its administrator, depositary, custodian and registrar.

The Board manages corporate governance and internal control risks, including those identified in the preceding paragraph, through a structured framework of oversight, delegation and assurance. Service providers are appointed following due diligence and operate under formal contractual arrangements

that clearly define roles, responsibilities and performance standards. Each of the contracts were entered into after full and proper consideration of the quality and cost of services offered, including the financial control systems in operation in so far as they relate to the affairs of the Company.

The Board and its Committees regularly review the performance of all key service providers, supported by periodic reporting, controls assurance, and compliance attestations. This reporting covers such matters as business resilience, cyber security risk and data, as well as additional matters that are subject to review as part of the annual audit of the Company. Policies and procedures are reviewed regularly, with any exceptions or incidents reported promptly to the Board. All key service providers produce annual internal control reports for review by the Audit Committee. The Audit Committee oversees the effectiveness of internal controls and risk management systems, including third-party controls, and ensures that appropriate escalation, remediation and assurance processes are in place. This framework enables the Board to monitor risks on an ongoing basis and take timely action where necessary.

Investment trust status is assessed by the Manager, reviewed at every Board meeting and confirmed by the Audit Committee and HMRC annually. Taxation matters are dealt with by independent accountants, with oversight from the Board.

RELIANCE ON THE MANAGER AND OTHER THIRD-PARTY PROVIDERS RISK

The Company is reliant upon the performance of third-party service providers for its executive function and other service provisions. The Company's most significant contract is with Liontrust Fund Partners LLP who have been appointed as the Company's AIFM. The Company has other contractual arrangements with third parties to act as administrator, company secretary, registrar, depositary and broker. The Company's operational structure means that all cyber risk (information and physical security) arises at its third-party service providers, including fraud, sabotage or crime against the Company. Failure by any service provider to carry out its obligations to the Company in accordance with the terms of its appointment could have a materially detrimental impact on the operation of the Company and could affect the ability of the Company to pursue successfully its investment policy and expose the Company to risk of loss or to reputational risk.

In particular, the Manager performs services which are integral to the operation of the Company. The Manager may be exposed to the risk that litigation, misconduct, operational failures, negative publicity and press speculation, whether or

PRINCIPAL RISKS AND UNCERTAINTIES / CONTINUED

not it is valid, will harm its reputation. Any damage to the reputation of the Manager could result in counterparties and third parties being unwilling to deal with the Manager and by extension the Company. This could have an adverse impact on the ability of the Company to pursue its investment policy.

The Board seeks to manage these risks in a number of ways:

- The Company Secretary reviews the performance and the service organisation control reports of third-party service providers and reports to the Board on an annual basis at the Audit Committee meeting.
- The Board reviews the performance of the Manager at every Board meeting and otherwise as appropriate. The Board has the power to replace the Manager and reviews the management contract formally once a year.
- The day-to-day management of the portfolio is the responsibility of the named Portfolio Managers.
- The risk that the Portfolio Manager might be incapacitated or otherwise unavailable is mitigated by the fact that he works within, and is supported by, the wider Liontrust team. Moreover, Emily Barnard, as Deputy Portfolio Manager, works closely with Imran on a daily basis and would be able to manage the portfolio if Imran Sattar was unable to do so for any reason.
- The Board has set guidelines within which the Portfolio Managers are permitted wide discretion. Any proposed variation outside these guidelines is referred to the Board and compliance with the guidelines and the guidelines themselves are reviewed at every Board meeting.

PHYSICAL AND TRANSITIONAL CLIMATE CHANGE

Globally, climate change effects are already emerging in the form of changing weather patterns. Extreme weather events could potentially impair the operations of individual investee companies, potential investee companies, their supply chains and their customers. Legislative changes are driving an economic adjustment towards a low-carbon economy. There are considerable risks to the value, business model and operations of investee and potential investee companies due to stranded assets and how investors, financial regulators and policymakers respond to climate concerns. The Portfolio Managers take such risks into account, along with the downside risk to any company - whether in the form of its business prospects, market valuation or sustainability of dividends - that is perceived to be making a detrimental contribution to climate change. The Company invests in a broad portfolio of businesses with operations spread

geographically, which should limit the impact of location-specific weather events.

Climate change related risks are regularly monitored by the Manager and reviewed by the Board as required, together with any new guidance. The Company does not adopt a UK Sustainability Disclosure Requirements (SDR) investment label, as it does not pursue specific sustainability objectives aligned with the four SDR categories. However, ESG considerations are integrated into the investment process.

OTHER RISKS

The Company is subject to laws and regulations by virtue of its status as an investment trust and is required to comply with certain regulatory requirements that are applicable to listed closed-ended investment companies. The Company is subject to the continuing obligations imposed by the UK Listing Authority on all companies whose shares are listed on the Official List.

The Manager reviews compliance with investment trust tax conditions and other financial and regulatory requirements on a daily basis with any issues being immediately brought to the attention of the Board.

The Company may be exposed to other business, strategic and political risks in the future, as well as regulatory risks (such as an adverse change in the tax treatment of investment companies), credit, liquidity and concentration risks. The risk control summary report allows the Board to consider all these risks, the measures in place to control them and the possibility of any other risks that could arise.

The Board ensures that satisfactory assurances are received from the service providers. The Manager's compliance officers produce regular reports for review by the Company's Audit Committee.

Additionally, the depositary monitors stock, cash, borrowings and investment restrictions throughout the year. The depositary reports formally once a year and also has access to the Company Chair and the Audit Committee Chair if needed during the year.

Please see Note 16 on page 77 to read more about risk management and financial instruments.

EMERGING RISKS

Emerging risks are characterised by a high degree of uncertainty and may arise from sudden events, new trends or changes in existing risk factors where the likelihood and

potential impact are not yet clear. As an emerging risk becomes better understood, it may be reclassified and incorporated into the Company's risk matrix as a "known" risk.

The Board has established robust procedures to support the early identification of emerging risks, with the aim of acting proactively rather than reactively. The Board's collective experience and judgement are central to this process, alongside regular updates and advice from the Company's key service providers, including the Manager, Broker, Company Secretary and Auditor, as well as industry and regulatory updates provided by the Association of Investment Companies ("AIC"). The Board and the Manager regularly assess emerging risk developments, discuss potential mitigating actions and, where appropriate, document and refine the Company's response.

The Board is currently monitoring a number of emerging risks, including: (i) heightened geopolitical tensions and conflict (notably the conflict between the US and Iran and the resultant disruption to global energy markets) and potential shifts in global trade and regulatory policy (including US trade policy under the second Trump administration), which may contribute to market volatility; (ii) macroeconomic uncertainty, including inflation, interest rates, currency movements and the recent significant rise in energy costs; and (iii) the evolving threat landscape relating to cybercrime and the misuse of AI. These emerging risks are kept under review and mitigating actions are discussed and documented. This ensures that the Board can react ahead of any risk materialising, therefore minimising risk exposure.

Viability Statement

The Directors' view of the Company's viability remains unchanged that it is viable for the foreseeable future.

The Company, as an investment trust, is a collective investment vehicle rather than a commercial business venture and is designed and managed for long-term investment. The Company's investment objective clearly sets this out. 'Long-term' for this purpose is considered by the Directors to be at least five years, a timeframe in which the accuracy of estimates and assumptions is deemed to be reasonable. The Company's viability has thus been assessed over that period. Five years is considered a reasonable time frame for a forecast, however, the life of the Company is not intended to be limited to that or any other period.

There are no current plans to amend the investment strategy, which has delivered long-term good investment performance above or in line with benchmark for shareholders and, the Directors believe, should continue to do so. The investment strategy and its associated risks are kept under regular review by the Board.

In assessing the viability of the Company under various scenarios, the Directors undertook a robust assessment of the risks to which it is exposed (including the conflict in the Middle East, climate change, US trade policy under the second Trump administration and global supply chain issues), as set out on page 27 together with mitigating factors. The risks of failure to meet the Company's investment objective, and contributory market and investment risks, were considered to be of particular importance. The Directors also took into account: the investment capabilities of the Portfolio Managers; the liquidity of the portfolio, with nearly all investments being listed and readily realisable; the Company's borrowings as considered in further detail in the Going Concern Statement on page 51; the ability of the Company to meet its liabilities as they fall due; the Company's annual operating costs and that, as a closed-ended investment trust, the Company is not affected by the liquidity issues of open-ended companies caused by large or unexpected redemptions.

In taking account of these factors and on reviews conducted as part of the detailed internal controls and risk management processes set out on pages 27 to 31, the Directors have undertaken a reverse stress test seeking to identify the extreme financial circumstances that might result in the Company becoming unviable. This concluded that the viability of the Company becomes challenged if the value of Total Shareholders' Funds were to fall permanently by at least 80% from the level at the year end, a fall that the Board considers to be implausible having noted that since the inception of the Company's FTSE All-Share Index Total Return benchmark in December 1985, the largest fall over any calendar year has been 29.9%, the largest fall over any rolling five year period was 28.8% and the largest fall over any period was 42.9% (all based on benchmark calendar month end values).

Based on the above, and assuming there is no adverse change to the regulatory environment and tax treatment of UK investment trusts to the extent that would challenge the viability of the UK investment trust industry as a whole, the Directors have a reasonable expectation that the Company will be able to continue in operation and meet its liabilities as they fall due over the five-year period of assessment.

Section 172 Statement, Company Sustainability and Stakeholders

BOARD RESPONSIBILITIES

The responsibilities of the Board include setting the Company's strategic aims, providing the leadership to put them into effect, supervising the Manager and reporting to shareholders on their stewardship. The Board is ultimately responsible for the direction, management, performance and long-term sustainable success of the Company.

The Board sets the Company's strategy and objectives, taking into account the interests of all its stakeholders. However, the Company has no employees and no customers in the traditional sense. Consistent with the Company's nature as an investment trust, the Board's principal concern has been, and continues to be, the interests of the Company's shareholders taken as a whole.

COMPANY SUSTAINABILITY AND STAKEHOLDERS

A good understanding of the Company's stakeholders enables the Board to consider the potential impact of strategic decisions on each stakeholder group during the decision-making process. By considering the Company's purpose, vision and values, together with its strategic priorities, the Board aims for its decisions to be fair and take account of the interests of the key stakeholder groups. As an externally managed investment company, the Board considers its main stakeholders to be its shareholders, service providers and investee companies.

SECTION 172 STATEMENT

This section of the Annual Report explains how the Board has discharged its duties under section 172(1) of the Companies Act 2006, namely to promote the success of the Company for the benefit of its members as a whole. In doing so, the Board has had regard to the likely long-term consequences of its decisions, the interests of the Company's stakeholders, the need to maintain high standards of business conduct, and the impact of the Company's activities on the environment.

The Board recognises that effective engagement with stakeholders is fundamental to sound decision-making and long-term value creation. As an externally managed investment company, the Company operates through a number of external service providers, including the Portfolio Managers, Administrator, Company Secretary, Corporate Broker, Public Relations Adviser, Custodian, Depository and banking providers. These service providers are key stakeholders and play an important role in supporting the Board's governance responsibilities and its engagement with shareholders and the wider market.

The Board has identified the Company's principal stakeholders and considers their interests as part of its ongoing oversight and strategic decision-making. The Board regularly assesses both the actual and potential impact of its decisions on these stakeholders, particularly in the context of strategy, performance, risk management and capital allocation. This approach helps to ensure that stakeholder considerations are embedded within the Board's deliberations and that decisions are taken with a view to the Company's long-term sustainability and success. Key Board decisions include payment of dividends, liquidity management via share issuance and share buybacks, marketing, performance evaluation, negotiation on debt and re-appointment of the Manager and other key service providers, ESG integration into investment decisions and Board succession planning.

ENGAGEMENT WITH SHAREHOLDERS

Shareholder relations are given high priority by both the Board and the Manager, and the Board welcomes feedback from shareholders throughout the year. The primary means by which the Company communicates with shareholders is through the half-yearly and annual financial reports, which aim to provide shareholders with a clear and balanced account of the Company's activities, performance and outlook. This is supported by the daily publication of the NAV, monthly factsheets, as well as dividend and other announcements.

Shareholders are also encouraged to use the Company's website, which provides access to the annual and half-yearly financial reports, Key Information Documents ("KIDs"), factsheets, proxy voting results and stock exchange announcements, together with relevant video and written material published by the Manager. Shareholders may submit questions via the website and/or contact the Company Secretary, who ensures that correspondence addressed to the Board is passed to the Chair.

Feedback from shareholders is considered at Board meetings throughout the year and at the Board's annual strategy meeting, including in the context of how the Company is meeting shareholder expectations. The Board receives regular updates on the shareholder register, trading activity and discount levels, and reports from the Manager and the Company's Broker on shareholder views and engagement activity. Meetings held with shareholders by the Manager and/or the Broker are reported back to the Board.

SECTION 172 STATEMENT, COMPANY SUSTAINABILITY AND STAKEHOLDERS / CONTINUED

The Annual General Meeting (“AGM”) remains an important forum for engagement. Shareholders are encouraged to attend, vote, and raise questions with the Board. Shareholders had the opportunity to join the 2025 AGM meeting in person or virtually via a live weblink using their smartphone, tablet or computer, with the option to submit questions to the meeting in real time. Following the formal business of the AGM, the Portfolio Managers typically provide an update and shareholders have the opportunity to meet and speak informally with the Board and the Manager. The Company also supports engagement with retail shareholders through shareholder events and wider investor communications during the year, including participation in industry events and meetings. Please see pages 84 to 87 for the notice of the 2026 Annual General Meeting and page 88 for details of the 2026 shareholder event.

During the year, the Company continued to support investor communications and awareness through a programme of marketing and media engagement, supported by its public relations advisers. Activity included participation in industry events (AIC showcase event in London) and investor meetings, and the production of digital and written communications (including interviews, podcasts and thematic updates) covering performance drivers, dividend matters and the outlook for UK equities. Senior representatives also engaged with the financial media, contributing commentary across both national and specialist investment channels. In February 2026, the Board also hosted a media briefing dinner, supported by the Company’s public relations adviser, to facilitate direct discussion of the Company’s approach and developments.

It can be easy for investments to become “lost” over time, for example, following a change of address, a change of nominee or platform provider, or where share certificates and paperwork are misplaced. The Board considers it important that shareholders are able to exercise their rights and receive the dividends to which they are entitled. Accordingly, the Company operates an asset reunification programme, working with the Registrar and specialist identity verification support to reconnect shareholders with dormant holdings and to facilitate payment of any unclaimed dividends, while maintaining appropriate safeguards against fraud. To date, 213 shareholders have completed the verification process and been reunited with their shareholdings, receiving approximately £85,684 of previously unclaimed dividends. A further 184 shareholder claims are in progress and, subject to completion of the required checks, could result in payment of an additional £122,640 of unclaimed dividends.
www.edinburgh-investment-trust.co.uk/asset-reunification-program.

ENGAGEMENT WITH THE MANAGER

The Board maintains a constructive and collaborative working relationship with the Portfolio Managers, encouraging open discussion. The Board has regular dialogue with and receives reports from the Portfolio Managers on the portfolio of investments, including performance against set objectives and risk management. The Portfolio Manager and Deputy Portfolio Manager normally attend each Board meeting to provide updates and answer questions from the Board. The Chair also regularly meets with Liontrust executive directors. The Board has also discussed the AIFM’s responsibility under the FCA Consumer Duty with the Manager and received comfort as to how those responsibilities will be met.

The Board agreed a lower management fee scale from 1 April 2024, further supporting the role of the Company as a natural home for long-term equity investors.

The Portfolio Manager with individual responsibility for the day-to-day management of the portfolio is Imran Sattar and the Deputy Portfolio Manager is Emily Barnard. Imran Sattar and Emily Barnard took on these new roles on 6 February 2024.

ENGAGEMENT WITH SERVICE PROVIDERS

As an externally managed investment trust, the Company conducts all its business through its key service providers. The Board believes that maintaining a collaborative relationship with each of the Company’s service providers is essential to the Board’s decision-making and the ongoing success of the Company. At least annually the Board reviews the performance and services of its key service providers including the Manager and receives and considers their internal control reports on a quarterly basis covering their operations, policies and control environments.

The Board reviews the quarterly reports of the service providers and whether the services meet the requirements of the Company, represent value for money and are therefore in the best interests of shareholders. The Board treats all service providers fairly, to maintain a reputation as a trusted, fair and reliable partner. The Board and/or delegates of the Board engage with key providers on a periodic basis through service review meetings or, by invitation, attendance at Board or committee meetings. Such engagement gives opportunity to both parties to discuss any challenges being experienced and potential solutions thereon, and to identify planned developments at the Company or the service provider. We aim to pay promptly and if in dispute, to engage openly to resolve matters in a timely manner.

The Board continues to ensure that service providers are as prepared as possible for all such eventualities which could disrupt the performance of their respective functions.

ENGAGEMENT WITH INVESTEE COMPANIES

The Portfolio Managers are long-term investors and typically develop strong relationships with both investee and potential investee companies. Both the Board and the Portfolio Managers believe that engagement with investee companies is positive, beneficial and welcomed.

Voting is a key activity in the dialogue with investee companies and these decisions are reported to the Board on a quarterly basis.

The Board supports the Portfolio Managers' approach to ESG in the context of its management of the portfolio, as discussed below.

ENVIRONMENTAL SOCIAL AND GOVERNANCE ("ESG") MATTERS

As an investment company with no employees, property or activities outside investment, environmental policy has limited application. Nevertheless, the Board is committed to taking a responsible approach to ESG matters. The Company's compliance with the AIC Corporate Governance Code is detailed in the Corporate Governance Statement on page 42, which demonstrates the Company's own responsibilities on matters such as governance.

In respect of the Company's investments, the Portfolio Managers and the other members of the investment team integrate ESG risks and opportunities (including climate change related risks) as part of a material assessment undertaken for all holdings. Consistent with the Portfolio Managers' investment approach, this analysis is undertaken on a bottom-up, stock basis. The risks and opportunities that each holding faces over a three-to-five-year period are then identified and prioritised. Many of these issues can be sub-categorised as "E", "S" and "G" issues. The issues that are identified as the key ones are at the forefront of engagement discussions on holdings with the investee companies. These frequently include issues related

to global warming, including those focused on transitional risks, legislation risks, and/or physical risks. The Manager is a signatory to the Principles of Responsible Investment ('PRI') and the Company's assets form part of its commitment to the Net Zero Asset Managers Initiative. Further information is available at www.liontrust.com and through the investment company disclosures at www.theaic.co.uk.

The Board recognises that the most material way in which the Company can have an impact is through responsible ownership of its investments. The Manager discusses below how it engages with the management of investee companies to encourage that high standards of ESG practice are adopted.

The Company made no political donations during the year in review.

SECTION 172 STATEMENT, COMPANY SUSTAINABILITY AND STAKEHOLDERS / CONTINUED

Please see the table below for a reference to where information can be found of how the Company's key stakeholders were considered during key Board decisions:

Section 172 statement area	Reference
The likely consequences of any decision in the long-term	See Chair's Statement, The Portfolio Managers' Report, Core Investment Beliefs and Business Review, Going Concern and Viability Statements and Stakeholder Engagement section below.
The interests of the Company's employees	As a closed-ended investment company, the Company has no employees. Stewardship section refers to how the Company assesses its impact on social issues.
The need to foster the Company's business relationships with suppliers, customers and others	As a closed-ended investment company, the Company has no customers in the traditional sense. See Stakeholder Engagement section below Principal Risks and Uncertainties and Stewardship section on how the Company assesses its impact on and engages with its key stakeholders.
The impact of the Company's operations on the community and environment	See Principal Risks and Uncertainties, Stewardship section and ESG matters disclosure below on how the Company assesses its impact on the community and environment of its investee companies.
The desirability of the Company maintaining a reputation for high standards of business conduct	See Stakeholder Engagement section, Anti-Bribery and Corruption and Modern Slavery disclosures.
The need to act fairly as between members of the Company	See Stakeholder Engagement section and Corporate Governance Report.

STEWARDSHIP CODE AND EXERCISE OF VOTING POWERS

The Board considers that the Company has a responsibility as a shareholder to ensure that high ESG standards are maintained in the companies in which it invests. One of the principal means of putting shareholder responsibility into practice is through the exercise of voting rights. The Company aims to provide investment specific active stewardship and the Company's voting rights are exercised on an informed and independent basis. The Manager has adopted a clear and considered policy towards its stewardship responsibility on behalf of the Company. The Manager takes steps to satisfy itself about the extent to which investee companies protect shareholder value and comply with local recommendations and practices, such as the UK Corporate Governance Code. The Manager's approach to corporate governance and the UK Stewardship Code can be found on the Manager's website at www.liontrust.com together with a copy of the Manager's Stewardship Policy and the Manager's global proxy voting policy.

Members of the Managers' investment team are responsible for overseeing all aspects of the Stewardship process, including voting on all resolutions at all Annual General Meetings and Extraordinary General Meetings in the UK and overseas. The Portfolio Managers assess corporate governance, remuneration

policies and, if deemed necessary, will challenge management where it is felt that the best interests of shareholders are not being met.

The Board reviews the Portfolio Managers' voting record at each meeting. The table below demonstrates how the Portfolio Managers voted during the year in review.

Category	Number of Proposals Voted	Number Voted with Management
Audit Related	91	91
Capitalization	180	180
Company Articles	3	3
Compensation	82	82
Corporate Governance	2	1
Director Election	444	443
Director Related	3	3
Environmental	2	2
Miscellaneous	93	87
Social	31	31
Strategic Transactions	3	3
Takeover Related	43	43
TOTAL	977	969

In addition, the Manager publishes an annual Responsible Capitalism report, providing cumulative voting statistics, full disclosure on voting policy and extracts of engagement for the year. The Manager publishes a quarterly voting record on its website www.liontrust.com.

MODERN SLAVERY DISCLOSURE

The Company aims to adopt the highest standards of conduct and is committed to integrating responsible business practices throughout its operations. The prevention of modern slavery is an important part of corporate good governance.

The Company is an investment vehicle and does not provide goods or services in the normal course of its business or have customers or employees. Accordingly, the Directors consider that the Company is not required to make any slavery or human trafficking statement under the Modern Slavery Act 2015.

ANTI-BRIBERY AND CORRUPTION

It is the Company's policy to conduct its business in an honest and ethical manner. The Company takes a zero-tolerance approach to bribery and corruption and is committed to acting professionally, fairly and with integrity in all its business dealings and relationships wherever it operates. The Company's policy and the procedures that implement it are designed to support that commitment and the appropriate training has been undertaken by the Board and key service providers. The Company also has policies, procedures and controls in place to safeguard the assets of the Company and to prevent and detect fraud and other irregularities.

PREVENTION OF THE FACILITATION OF TAX EVASION

The Board has adopted a zero-tolerance approach to the criminal facilitation of tax evasion.

GREENHOUSE GAS EMISSIONS AND STREAMLINED ENERGY AND CARBON REPORTING ('SECR')

The Company has no employees, physical assets, property or operations of its own, does not provide goods or services and does not have its own customers. It follows that the Company has little or no direct environmental impact. In consequence, the Company has limited greenhouse gas emissions to report from its operations aside from travel to board meetings, nor does it have responsibility for any other sources of emissions under the Companies Act 2006 (Strategic Report and Directors' Reports) Regulations 2013. As the Company has no material operations and therefore has low energy usage, it has not included an energy and carbon report.

CONCLUSION

The Directors believe that they have fulfilled their duties under s172 of the Companies Act 2006 in their deliberations on all matters. The Board takes into account the interests of all the Company's key stakeholders, as outlined above, in its decision-making which reflects the Board's belief that the long-term sustainable success of the Company is linked directly to its key stakeholders. The work of the Board and its Committees is described in the Governance Report on page 41.

This Strategic Report was approved by the Board on 20 May 2026.

Signed by order of the Board of Directors

NSM FUNDS (UK) LIMITED
COMPANY SECRETARY

20 MAY 2026

Governance



The Directors

All Directors are non-executive and considered independent. The Directors of the Company who were in office during the year and up to the date of signing the financial statements were:



ELISABETH STHEEMAN

Chair of the Board

Date of appointment:
23 May 2019, became Chair on
21 July 2022

Committees:

- M Management Engagement
- N Nomination Chair
- A Audit

Elisabeth is currently an independent member of the board of M&G plc, US REIT W.P. Carey Inc and Deloitte LLP. She is also Vice President of the Council of the German British Chamber of Industry and Commerce and a Governor of the Ditchley Foundation. Previously, she was an External member of the Financial Policy Committee and Financial Market Infrastructure Board of the Bank of England, a senior advisor to the Bank of England's Prudential Regulation Authority and an External Member of the Audit and Risk Committee of The Asian Infrastructure Investment Bank. She was also a member of the Supervisory Board of Aareal Bank AG, Alstria AG and a member of Council of the London School of Economics.



AIDAN LISSER

Senior Independent Director

Date of appointment:
27 May 2022, became SID on
19 July 2023

Committees:

- M Management Engagement
- N Nomination
- A Audit

Aidan is the Chair of JPMorgan Emerging Markets Growth & Income plc and was until 2025 a non-executive director of Henderson International Income Trust plc. He was formerly chief marketing officer and subsequently head of strategy for Investec Wealth and a board member of Chapter Zero UK, an organisation to assist non-executive directors with the impact of climate change. In his earlier career, he held senior marketing roles at Allianz Global Investors, Standard Chartered Bank and Unilever.



ANNABEL TAGOE-BANNERMAN

Non-Executive Director

Date of appointment:
7 February 2023

Committees:

- M Management Engagement
- N Nomination
- A Audit

Annabel has considerable experience in senior roles within quoted UK operating companies within the retail, leisure, food and beverage sectors. Annabel was until recently (April 2026) the Group General Counsel and Company Secretary of Bakkavor Group plc, the FTSE 250 listed producer of freshly prepared food, where she also chaired the Diversity & Inclusion Forum. She was previously at Britvic plc and formerly General Counsel and a member of the Executive Committee of Ladbrokes plc. Prior to this Annabel trained and practised as a solicitor at SJ Berwin LLP (now King & Wood Mallesons).

THE DIRECTORS / CONTINUED



PATRICK EDWARDSON
Non-Executive Director

Date of appointment:
 11 February 2021

Committees:

- M Management Engagement Chair
- N Nomination
- A Audit

Patrick joined Baillie Gifford in 1993 and became a partner in 2005. In a wide-ranging investment career, he managed bond, equity and multi-asset portfolios, was manager of the Scottish American Investment Company plc between 2004 and 2014 and led Baillie Gifford's multi-asset investment team until his retirement in 2020. He is currently managing director of Atheian Ltd, a family investment office, and of CMH Hope Limited, a property investment company and a non-executive director of North American Income Trust plc.



STEVE BALDWIN
Non-Executive Director

Date of appointment:
 10 September 2018

Committees:

- M Management Engagement
- N Nomination
- A Audit Chair

Steve is a Chartered Accountant. He is currently Chairman of TruFin plc, a non-executive director at Plus500 Ltd and a Trustee at Howard de Walden Estates Limited. He was formerly a non-executive director of Elegant Hotels Group plc and Panmure Gordon & Co plc. He was the Head of European Equity Capital Markets and Corporate Broking at Macquarie Capital until February 2015. Prior to this Steve was a Director at JPMorgan Cazenove for ten years and was a Vice President of Corporate Finance at UBS from 1995-1998.

The Company's Corporate Governance Framework

THE BOARD AND COMMITTEES

The Board is ultimately responsible to shareholders for the direction, governance, management, performance and long-term sustainable success of the Company. The responsibilities of the Board include setting the Company's strategic aims, providing the leadership to put them into effect, supervising the Manager and reporting to shareholders on their stewardship. In doing so, the Directors comply with their duties under Section 172 of the Companies Act 2006.

The Board has established certain principal committees to assist it in fulfilling its oversight responsibilities, providing a dedicated focus on particular areas, as set out below. Terms of reference of the Board Committees are available on the Company's website at www.edinburgh-investment-trust.co.uk.

The Company's corporate governance framework is designed to support a closed-end externally managed investment company, where all of the Company's day-to-day management and administrative functions are outsourced to third parties.

The Board

Chair Elisabeth Stheeman, **Senior Independent Director** Aidan Lisser, **three additional non-executive directors (NEDs)**.

Chair

Key responsibilities:

- to provide leadership of the Board, ensuring its effectiveness in all aspects of its role;
- to set Board agenda and ensure that adequate time is available for discussion;
- to promote a culture of openness ensuring that each Board member's views are considered;
- to ensure that Directors receive accurate, timely and clear information;
- to ensure the Board as a whole has a clear understanding of the views of shareholders;
- to ensure that the Board complies with its obligations under Section 172 Companies Act 2006, by taking into account the needs of the Company's wider stakeholders;
- to ensure oversight of the Manager and other external service providers; and
- to encourage constructive challenge and scrutiny of the performance of all outsourced activities.

Senior Independent Director (SID)

Key responsibilities:

- to provide a sounding board for the Chair;
- to serve as an intermediary for the other directors and shareholders; and
- to lead annual appraisal of the Chair's performance and recruitment process for the position of the Chair.

Audit Committee	Management Engagement Committee	Nomination Committee	Remuneration Committee Function
All NEDs	All NEDs	All NEDs	The Board as a whole performs this function
Chair: Steve Baldwin	Chair: Patrick Edwardson	Chair: Elisabeth Stheeman	
Key responsibilities: <ul style="list-style-type: none"> • to oversee the control environment and financial reporting; • to make a recommendation for the appointment of the auditor; and • to review the performance of other service providers, including the auditor. 	Key responsibilities: <ul style="list-style-type: none"> • to review regularly the management contract and the performance of the Manager. 	Key responsibilities: <ul style="list-style-type: none"> • to review regularly the Board's structure, composition and performance; • to make recommendations for any changes or new appointments; and • to set the culture and values of the Company. 	Key responsibilities: <ul style="list-style-type: none"> • to set the remuneration policy of the Company.

Corporate Governance Statement

FOR THE YEAR ENDED 31 MARCH 2026

This Corporate Governance statement forms part of the Directors' Report.

The Board is committed to achieving and demonstrating high standards of corporate governance. This statement outlines how governance principles were applied throughout the financial year. The UK Corporate Governance Code ("UK Code") issued by the Financial Reporting Council ("FRC") in January 2024 and the AIC Code of Corporate Governance ('AIC Code') issued in August 2024 are the applicable governance codes in this regard. The FRC has confirmed that by following the AIC Code, investment company boards will meet their obligations in relation to the UK Code and paragraph 9.8.6 of the Listing Rules. The AIC Code is available on the AIC website at www.theaic.co.uk, and the UK Code on the FRC website at www.frc.org.uk.

STATEMENT OF COMPLIANCE WITH THE AIC CODE

The Directors believe that the Company has complied with the AIC Code during the year and up to the date of this report, and thereby the provisions of the UK Code except as set out below. The UK Code includes provisions relating to the role of the chief executive; executive directors' remuneration; and the need for an internal audit function. As an investment company which outsources its administration to third-party providers, the Company has no chief executive or other executives and therefore these provisions are not applicable. It does not maintain an internal audit function. For reasons set out in the AIC Code, the Board considers these provisions not relevant to the position of the Company, being an externally managed investment company with no executive Directors, employees, or internal operations. It further considers an internal audit function unnecessary as the relevant issues are addressed through the Manager's own control environment which itself is subject to routine external independent review. The Company has therefore not reported further in respect of these provisions.

Provision 37 states that the Board should establish a remuneration committee of independent non-executive directors with a minimum membership of three, or in the case of smaller companies, two. The Board has resolved that a remuneration committee is not appropriate for a company of this size and nature. Remuneration is therefore regarded as part of the Board's responsibilities to be addressed regularly. The Board as a whole, comprising of independent non-executive directors, performs the function of the remuneration committee with the key responsibility to set the remuneration policy of the Company. Please see Directors' Report on page 33 for the Board's responsibilities.

Information on how the Company has applied the principles of the AIC Code is provided in the Governance Section, including the Directors' Report as follows:

- the composition and operation of the Board and its committees are summarised on page 41 and page 43 in respect of the Audit Committee;
- the Company's approach to internal control and risk management is summarised on page 29;
- the contractual arrangements with, and assessment of, the Manager are summarised on page 51;
- the Company's capital structure and voting rights are summarised on page 52;
- the substantial shareholders in the Company are listed on page 52;
- the rules concerning the appointment and replacement of directors are contained in the Company's Articles of Association and are discussed on pages 48 and 49. There are no agreements between the Company and its Directors concerning compensation for loss of office;
- the annual powers to issue or buy back the Company's shares are explained in the notice of AGM on page 83; and
- any amendments to the Company's Articles of Association require a resolution to be passed by shareholders.

By order of the Board

NSM FUNDS (UK) LIMITED
COMPANY SECRETARY

20 MAY 2026

Audit Committee Report

FOR THE YEAR ENDED 31 MARCH 2026

COMMITTEE COMPOSITION AND ROLE

The Audit Committee comprises all the Directors and the Committee has written terms of reference which clearly define its objective, authority, composition, roles, duties and responsibilities, including reporting. The terms of reference were reviewed during the year, to ensure good practice and compliance with the AIC Code. They can be inspected at the registered office of the Company or viewed on the Company's website.

AUDIT COMMITTEE RESPONSIBILITIES

The responsibilities of the Audit Committee include:

- consideration of the integrity of the annual and half-yearly financial reports prepared by the Manager, the appropriateness of the accounting policies applied and any financial judgements and key assumptions, together with ensuring compliance with relevant statutory and listing requirements;
- at the Board's request, advising it on whether the Committee believes the annual financial report taken as a whole is fair, balanced and understandable and provides the necessary information for shareholders to assess the Company's position and performance, business model and strategy;
- evaluation of the effectiveness of the internal control systems and risk management systems, including reports received on the operational controls of the Company's service providers and the Manager's whistleblowing arrangements;
- consideration of the scope of work undertaken by the Manager's compliance department, monitoring and reviewing the effectiveness of the Manager's and the Company's procedures for detecting fraud;
- management of the relationship with the external auditors, including evaluation of their reports and the scope, effectiveness, independence and objectivity of their audit, as well as making recommendations to the Board in respect of their appointment, re-appointment and removal and for the terms of their audit engagement;

- developing and implementing policy on the engagement of the external auditor to supply non-audit services; and
- considering annually whether there is a need for the Company to have its own internal audit function.

AUDIT COMMITTEE ACTIVITIES

The Committee meets formally at least three times a year to review the internal financial and non-financial controls and the contents of the half-yearly and annual financial reports, including accounting policies and financial judgements. In addition, the Committee reviews the auditor's independence, objectivity and effectiveness, the quality of the services provided to the Company and, together with the Manager, reviews the Company's compliance with financial reporting and regulatory requirements as well as risk management processes. Representatives of the Manager's Compliance Department attend at least two meetings each year. Representatives of the auditor attend the Committee meetings at which the draft half-yearly and annual financial reports are reviewed and are given the opportunity to speak to Committee members in the absence of representatives of the Manager.

The external audit programme and timetable are drawn up and agreed with the auditors in advance of the end of the financial year and matters for audit focus are discussed and agreed. The auditors ensure that these matters are given particular attention during the audit process and reports on them, and other matters as required, in its report to the Committee. In addition, the Committee reviews any material issues raised by the auditors. There have been no such issues raised during the year. The auditor's report, together with reports from the Manager, the Manager's Compliance Department and the depositary, form the basis of the Committee's consideration and discussions with the various parties and any recommendations to the Board, including the Committee's recommendation to sign the 2026 financial statements.

AUDIT COMMITTEE REPORT / CONTINUED

ACCOUNTING MATTERS AND SIGNIFICANT AREAS

For the year-end, the following accounting matters were identified for specific consideration by the Committee:

Significant areas	How they were addressed
Accuracy of the portfolio valuation and controls related to the valuation process.	Actively traded listed investments are valued using stock exchange prices provided by third-party pricing vendors. Investments that are unlisted or not actively traded are valued using a variety of techniques to determine their fair value. This is set out in accounting policies note 1C(v). Any such valuations are carefully considered by the Manager's pricing committee and the Committee.
Proof of the existence of portfolio holdings.	The Manager and the depositary confirmed that the holdings shown in the accounting records agreed with the custodian records.
Recognition of investment income and the treatment of special dividends	Investment income is recognised in accordance with accounting policies note 1F. The Manager provides detailed revenue estimates for the Board's review, and income is assessed to ensure it is complete and accounted for correctly. Careful consideration is given to special dividends. These are allocated to revenue or capital in accordance with the facts and circumstances of the payment by the underlying company and the allocation of material special dividends is also reviewed by the auditors.
The allocation of management fees and finance costs between revenue and capital	The allocation is reviewed by the Committee annually taking into account the long-term split of returns from the portfolio both historic and projected, yield, the objectives of the Company, and the latest market practice of peers. The Committee last reviewed the allocation at its meeting in May 2026.

These matters were discussed with the Manager and the auditors in pre-year-end audit planning and were satisfactorily addressed through consideration of reports provided by, and discussed with, the Manager and the auditors at the conclusion of the audit process. As detailed below, the Company operates within a robust control environment and the Committee oversees the effectiveness of the controls of the Manager, custodian and administrator.

Consequently, and following a thorough review process of the 2026 annual financial report, the Audit Committee advised the Board that the report taken as a whole is fair, balanced and understandable and provides the information necessary for shareholders to assess the Company's position and performance, business model and strategy.

REVIEW OF THE EXTERNAL AUDITORS, INCLUDING NON-AUDIT SERVICES

The Committee evaluated the performance and effectiveness of the external auditors and their audit process. This included a review of the audit planning, execution and reporting and the quality of the audit work, results and audit team. This review sought the view of the Manager in their dealings with the auditors. The Committee also considered the independence of PricewaterhouseCoopers LLP (PwC) and the objectivity of the audit process. No significant modifications were required to the external audit approach. Combining the output of all the above, and the Audit Committee Chair's and the Committee's direct interaction with PwC, the Committee concluded that it continued to be satisfied with the performance of PwC and that the auditors continued to display the necessary attributes of objectivity and independence.

Prior to any engagement for non-audit services, the Audit Committee considers whether the skills and experience of the auditors make them a suitable supplier of such services and ensures there is no threat to objectivity and independence in the conduct of the audit as a result. Excluding VAT and any expenses, the annual audit fee was £55,098 (2025: £53,235) and the non-audit fee was £nil (2025: £nil), see Note 4 on page 72. Non-audit services up to £5,000 do not require approval in advance of the Audit Committee; amounts in excess of this require the approval of the Audit Committee.

AUDITORS

PwC were appointed as the Company's Auditors at the AGM on 25 July 2019 and were re-appointed on 17 July 2024. After due consideration, the Committee recommends the re-appointment of PwC and that this be put to the Company's shareholders at the 2026 AGM.

INTERNAL CONTROLS AND RISK MANAGEMENT

The Committee undertakes a robust assessment of the risks to which the Company is exposed by reference to a risk control summary, which maps the risks, mitigating controls in place and relevant information reported to the Directors, throughout the year. The resultant ratings of the mitigated risks allow the Directors to concentrate on those risks that are most significant and also form the basis of the list of principal risks and uncertainties set out in the Strategic Report on pages 27 to 31.

The Committee, on behalf of the Board, is responsible for ensuring that the Company maintains a sound system of internal control to mitigate risk and safeguard the Company's assets. The effectiveness of the Company's system of internal controls, including financial, operational and compliance and risk management systems, is reviewed at least annually. Appropriate action is taken to remedy any significant failings or weaknesses identified from these reviews. No significant items were identified in the year. As part of this, the Committee receives and considers, together with representatives of the Manager, reports in relation to the operational controls of the Manager, accounting administrator, custodian, company secretary and registrar. These reviews identified no issues of significance during the year.

Although Provision 34 of the AIC Code (relating to an explicit declaration on the effectiveness of material internal controls) is not yet applicable to the Company, the Board is taking steps to work towards compliance. During the year, the Audit Committee, along with the Manager discussed the Company's approach to identifying material controls, including those operated by third-party service providers, with assurance available through controls reports and management confirmations. This work will continue during the coming year to ensure the Board is well positioned to make the required declaration.

INTERNAL AUDIT

The Company, being an externally managed investment company, does not require its own specific internal audit function. Instead, it relies on the control environment of the Manager. An external firm, Grant Thornton, is engaged by the Manager to provide an independent review of its control environment. The Manager has been transparent with the Board in sharing the results of the review.

INDEPENDENCE

The Chair of the Company was a member of the Audit Committee during the year in review. The Board and the Audit Committee believe that this was appropriate as the Chair has recent and relevant financial experience and remains independent.

COMMITTEE EVALUATION

The Committee's activities fell within the scope of the review of Board effectiveness performed in the year. Details of this process can be found under 'Board, Committee and Directors' Performance Appraisal' on page 49.

Signed on behalf of the Board of Directors

STEVE BALDWIN

CHAIR OF THE AUDIT COMMITTEE

20 MAY 2026

Directors' Report

FOR THE YEAR ENDED 31 MARCH 2026

BUSINESS AND STATUS

The Company was incorporated and registered in Scotland on 1 March 1889 as a public limited company, registered number SC1836. It is an investment company as defined by section 833 of the Companies Act 2006 and operates as an investment trust within the meaning of the Corporation Tax Act 2010 and the Investment Trust (Approved Company) (Tax) Regulations 2011. HM Revenue & Customs have approved the Company's status as an investment trust and, in the opinion of the Directors, the Company has conducted its affairs so as to enable it to maintain such approval.

CORPORATE GOVERNANCE

The Corporate Governance Statement set out on page 42 is included in this Directors' Report by reference.

THE BOARD

At the year end the Board comprised five independent non-executive Directors. The Company's Corporate Governance Framework is set out on page 41. This shows the key objectives of the Board and also the membership and key objectives of the Board's committees which deal with specific aspects of the Company's affairs: the Audit, Management Engagement and Nomination Committees.

The Board regards all the Directors to be wholly independent of the Company's Manager.

Chair

The Chair of the Company is Elisabeth Stheeman. She has been a member of the Board since 2019 and was appointed Chair on 21 July 2022.

Senior Independent Director

The Company's Senior Independent Director is Aidan Lisser who was appointed to the role on 19 July 2023.

Board Balance and Diversity

The Board's policy for the appointment of non-executive directors is based on its belief in the benefits of having a diverse range of experience, skills, length of service and backgrounds, including but not limited to gender diversity. The Board has considered the recommendations of the FTSE Women Leaders review as well as the Parker review but does not consider it appropriate to establish targets or quotas in these regards. The policy is always to appoint the best person for the job and there will be no discrimination on the grounds of gender, race, ethnicity, religion, sexual orientation, age or physical ability. The overriding aim of the policy is to ensure that the Board is composed of a combination of people with a range of business, financial or asset management skills and experience relevant to the direction and control of the Company for ensuring effective oversight of the Company and constructive support and challenge to the Manager.

To this end, achieving a diversity of perspectives and backgrounds on the Board will be a key consideration in any future Director search process. The Board encourages any recruitment agencies it engages to find a diverse range of candidates that meet the criteria agreed for each appointment and, from the shortlist, aims to ensure that a diverse range of candidates is brought forward for interview.

The Board gives due regard to the diversity targets in the FCA UK Listing Rules, and does not discriminate unfairly on the grounds of gender, ethnicity, age, sexual orientation, disability or socio-economic background when considering the appointment of new directors. Candidates' educational and professional backgrounds, their cognitive and personal strengths, are considered against the specification prepared for each appointment.

The Board comprises five non-executive directors of which, at present, two are female. Summary biographical details of the Directors are set out on pages 39 and 40.

IMPLEMENTATION OF THE BOARD'S DIVERSITY POLICY

The Board reports against the targets set out in the FCA's UK Listing Rules. These require that at least 40% of individuals on the Board are women, at least one individual on the Board is from a minority ethnic background, and at least one of the senior Board positions of Chair, SID, CEO and CFO is held by a woman. At 31 March 2026, and at the date this Annual Report was signed, the Board comprised five non-executive Directors. All three of the targets are met because there are two women on the Board (40%), one Director is ethnically diverse and at least one of the senior Board positions is held by a woman. The following information has been provided by each Director. As the Company has no employees, no information is included for executive management. The Board has resolved that the Company's year-end date be the most appropriate date for disclosure purposes. There have been no changes since 31 March 2026.

	Number of board members	Percentage of the Board	Number of senior Positions on the Board (SID and Chair)*
Men	3	60%	1
Women	2	40%	1
Not specified/ prefer not to say	-	-	-

	Number of board members	Percentage of the Board	Number of senior Positions on the Board (SID and Chair)*
White British or other White (including minority white groups)	4	80%	2
Mixed Multiple Ethnic Groups	-	-	-
Asian/Asian British	-	-	-
Black/African/Caribbean/Black British	1	20%	-
Other ethnic group, including Arab	-	-	-
Not specified/prefer not to say	-	-	-

* The Company considers the positions of the Chair and Senior Independent Director (SID) to be senior positions of the Board.

The Listing Rules require an explanation of the Company's approach to collecting the data used for the purposes of making the disclosures. The Company Secretary circulated the above tables to each director to complete individually and collated the responses for inclusion in the annual financial report.

The Company has met the targets on board diversity as required by the Listing Rules for the year ended 31 March 2026.

BOARD RESPONSIBILITIES

The Board has overall responsibility for the Company's affairs. The Directors are equally responsible under the Companies Act 2006 for promoting the success of the Company and for the proper conduct of the Company's affairs taking into consideration:

- the likely consequences of any decision in the long-term;
- the need to foster business relationships with its Manager, other service providers and advisors;
- the impact of the Company's operations on the community and the environment;
- the desirability of the Company maintaining a reputation for high standards of business conduct; and
- the need to act fairly between shareholders of the Company.

This is reported in the Section 172 Statement in the Strategic Report on page 36. The Board is committed to the prevention of corruption in the conduct of the Company's affairs and, taking account of the nature of the Company's business and

operations, has put in place procedures for and on behalf of the Company that the Board considers adequate to prevent persons associated with it from engaging in bribery. It has a zero-tolerance approach towards the criminal facilitation of tax evasion. In addition, the Directors are responsible for ensuring that their policies and operations are in the interest of all of the Company's shareholders and that the interests of creditors and suppliers to the Company are properly considered.

The Board has established a schedule of matters reserved for its consideration, which clearly define the Directors' responsibilities. The main responsibilities include:

- setting long-term strategy;
- setting the Company's objectives, policies and standards;
- ensuring that the Company's obligations to shareholders and others are understood and met;
- selecting an appropriate Manager;
- approving accounting policies and dividend policy;
- determining dividends payable;
- managing the capital structure;
- reviewing investment performance;
- assessing risk;
- approving borrowing;
- and reviewing, and, if agreed, approving recommendations made by the Board's committees.

The Board ensures that shareholders are provided with sufficient information in order to understand the risk-reward balance to which they are exposed by holding their shares, through the portfolio details given in the half-yearly and annual financial reports, factsheets and daily NAV disclosures.

The Board meets at least five times each year. Additional meetings are arranged as necessary. Regular contact is maintained by the Manager with the Board between formal meetings. The Directors also meet separately for private discussions, when required. Board meetings follow a formal agenda, which includes a review of the investment portfolio with a report from the Portfolio Managers on the current investment position and outlook, strategic direction, performance against stock market indices and the Company's peer group, asset allocation, gearing policy, cash management, revenue forecasts for the financial year, investment policy guidelines, marketing and shareholder relations, corporate governance, regulatory changes and industry and other issues.

To enable the Directors of the Board to fulfil their roles, the Manager and Company Secretary ensure that all Directors have timely access to all relevant management, financial and regulatory information. All directors have access to the advice of the Company Secretary, who is responsible for advising the Board on all governance matters.

DIRECTORS' REPORT / CONTINUED

There is an agreed procedure for the Directors in undertaking their duties to take legal advice at the Company's expense up to an initial cost of £10,000, having first consulted with the Chair.

Finally, the Board as a whole undertakes the responsibilities which would otherwise be assumed by a remuneration committee, determining the Company's remuneration policy. The Board takes into account all factors which are deemed necessary in order to ensure that members of the Board are provided with appropriate compensation and are, in a fair and responsible manner, rewarded for their individual contributions to the success of the Company. The remuneration of Directors is reviewed periodically and reported on in more detail in the Directors' Remuneration Report.

AUDIT INFORMATION

The Directors confirm that, so far as they are aware, there is no relevant audit information of which the Company's auditor is unaware and each Director has taken steps that he or she ought to have taken as a director to make himself/herself aware of any relevant audit information and to establish that the Company's auditors are aware of that information. This confirmation is given and should be interpreted in accordance with the provisions of section 418 of the Companies Act 2006.

THE COMMITTEES

The Board has three committees: the Audit Committee, the Management Engagement Committee, and the Nomination Committee. Each committee has written terms of reference, which clearly define each committee's responsibilities and duties. The terms of reference of each committee are available for inspection at the AGM, at the registered office of the Company and also available on the Company's website.

The Audit Committee

The composition and activities of the Audit Committee are summarised in the Audit Committee Report on page 43, which is included in this Directors' Report by reference.

The Management Engagement Committee

The Management Engagement Committee comprises all directors and is chaired by Patrick Edwardson. The Committee meets at least annually and more frequently as required. Its role is to oversee the effectiveness of the investment management arrangements and to review the quality of service provided by the Manager and other key service providers, including the terms of the investment management agreement.

The Committee carries out a thorough review of the Manager's performance and delivery against key metrics. This includes consideration of investment performance, investment process, risk management, performance attribution at both stock and sector level, the robustness and clarity of reporting, investment team resources and succession, and the Manager's approach to shareholder communication and marketing. The Committee also reviews the Manager's fee level and key administration costs against peer groups.

During the year the Committee met twice to review and consider the performance and continued appointment of the Manager and other key service providers. The Committee scrutinised both the Manager's fee rate and all service provider's fees in comparison with similar income-generating UK equity products, in both the closed and open-ended sectors. In light of the Company's underperformance during the year, the Committee increased the depth of its performance scrutiny and engagement with the Manager. This included additional dialogue outside the formal meeting cycle and more detailed discussion of portfolio construction and risk oversight. The Committee will continue to monitor performance closely through ongoing engagement during the year ahead.

The Nomination Committee

All Directors are members of the Nomination Committee which is chaired by Elisabeth Stheeman. The Committee meets at least annually to review the composition of the Board and its committees and evaluate whether they have the appropriate balance of skills, experience, independence, and knowledge of the Company and make recommendations to the Board for the re-election of directors at AGMs. Additional meetings are arranged as necessary.

The Committee is also responsible for succession planning and identifying and nominating to the Board suitable candidates, taking into consideration the balance of skills, knowledge, experience and independence of the Board and having regard for the benefits of diversity and the ability of any new director to devote sufficient time to the Company to carry out his or her duties effectively. See pages 46 and 47 for Board's statement on ethnic and gender diversity.

No Director has a contract of employment with the Company. Directors' terms and conditions of appointment are set out in letters of appointment which are available for inspection at the registered office of the Company and will also be available at the AGM. A Director can be removed from office without notice or compensation upon being served with a written notice signed by all the other Directors.

APPOINTMENT, RE-ELECTION AND TENURE

New Directors are appointed by the Board following recommendation by the Nomination Committee. The Articles of Association require that a Director shall be subject to election at the first AGM after their appointment and re-election at least every three years thereafter. However, in accordance with the UK Code of Corporate Governance, the Board has resolved that all Directors shall stand for annual re-election at the AGM.

On being appointed to the Board, Directors are fully briefed as to their responsibilities and are continually updated throughout their term in office on industry and regulatory matters. The Company Secretary and the Board have formulated a programme of induction training for newly appointed Directors. They have also put arrangements in place to address ongoing training requirements of Directors which include briefings from the Company Secretary and

the Company's auditors which ensure that Directors are well briefed on new legislation and the changing risk environment.

The Board has noted the implication of the provisions in the UK Corporate Governance Code that non-executive directors who have served for more than nine years should be presumed not to be independent. The AIC does not believe that this presumption is appropriate for investment companies and therefore does not recommend that long-serving directors be prevented from forming part of the independent majority of an investment trust board. It is the Board's policy that all Directors, including the Chair, shall normally have tenure limited to nine years from their first appointment to the Board, except that the Board may determine otherwise if it is considered that the continued participation on the Board of an individual Director, or the Chair, is in the best interests of the Company and its shareholders. This is also subject to the Director's re-election annually by shareholders. The Board considers that this policy encourages regular refreshment and is conducive to fostering diversity.

BOARD, COMMITTEE AND DIRECTORS' PERFORMANCE APPRAISAL

The Directors recognise the importance of the AIC Code's recommendation in respect of evaluating the performance of the Board as a whole, the Committees of the Board and individual Directors.

For the year ended 31 March 2026, the performance of the Board, Committees, and individual directors was evaluated through an assessment process led by an external facilitator, Boardforms Limited. This review is the first review that Boardforms has conducted for the Company.

The review process involved each Director completing a questionnaire, followed by private one-to-one conversations between the external reviewer and Directors. The anonymity of the respondents was ensured throughout the process, in order to promote an open and frank exchange of views.

The external reviewer provided a formal report of their findings, which was considered by the Board. The report presented an objective view on the current working of the Board as a whole, as well as the quality of contributions made by individual Directors. The intention of the review process was to further strengthen the working of the Board by

providing an opportunity for the objective consideration of the Board's strengths and current skills, any areas for further development, succession planning, and any potential gaps in its composition. The report also considered the challenges, opportunities and strategic direction of travel anticipated over the near to medium-term. The report's finding noted that Board and each Committee operated well with skill and focus on all the areas of importance. The main theme coming through this evaluation was of a harmonious and supportive Board with a genuinely good and positive working relationship. There was a full agenda of issues for the Board to consider over the next 12 months, with succession planning and Board rotation, Manager oversight, dividend policy, investment performance and wider strategy considerations being key themes. Matters relating to risk management and Company oversight were discussed proactively.

Overall, all responses and the observations suggested that this is a well-managed, well run, and effective Board with some practical refinements suggested, which the Board will carefully consider.

The review of the Chair's performance was conducted by the Board and led by the SID, who relayed very positive feedback to the Chair privately and shared a summary with the Board.

The Board, through the work of the Nomination Committee, has determined that each Director standing for re-election continues to offer relevant experience, effectively contributes to the operation of the Board and has demonstrated independent views on a range of subjects. The Committee is satisfied that the structure, size, mix of skills and operation of the Board continue to be effective and relevant for the Company.

ATTENDANCE AT BOARD AND COMMITTEE MEETINGS

The table below sets out the number of scheduled Directors' meetings held during the year and the number of meetings attended by each Director. There were additional ad hoc Board and Committee meetings held during the year to deal with administrative matters, investment performance, board succession, market updates and document approval.

During the year in review, the individual Directors attended 100% of possible meetings of the Board and Committees.

	Board	Audit Committee	Management Engagement Committee	Nomination Committee
Number of meetings (total possible/individual attendance)	5	3	2	2
Elisabeth Steeman	5	3	2	2
Steve Baldwin	5	3	2	2
Patrick Edwardson	5	3	2	2
Aidan Lisser	5	3	2	2
Annabel Tagoe-Bannerman	5	3	2	2

DIRECTORS' REPORT / CONTINUED

DIRECTORS**Directors' Interests in Shares**

The Directors' interests in the ordinary share capital of the Company are disclosed in the Directors' Remuneration Report on page 57.

Disclosable Interests

No Director was a party to, or had any interests in, any contract or arrangement with the Company at any time during the year or at the year end.

Directors' Indemnities and Insurance

The Company maintains Directors' and Officers' liability insurance which provides appropriate cover for any legal action brought against its Directors. In addition, individual deeds of indemnity have been executed on behalf of the Company for each of the Directors under the Company's Articles of Association. Subject to the provisions of UK legislation, these deeds provide that the Directors may be indemnified out of the assets of the Company in respect of liabilities they may sustain or incur in connection with their appointment.

CONFLICTS OF INTEREST

A Director must avoid a situation where he or she has, or can have, a direct or indirect interest that conflicts, or has the potential to conflict with the Company's interests. The Articles of Association of the Company give the Directors authority to authorise potential conflicts of interest and there are safeguards which apply when Directors decide whether to do so. First, only Directors who have no interest in the matter being considered are able to take the relevant decision, and second, in taking the decision the Directors must act in a way they consider, in good faith, will be most likely to promote the Company's success. The Directors can impose limits or conditions when giving authorisation if they think this is appropriate.

The Directors have declared any potential conflicts of interest to the Company. The register of potential conflicts of interests is kept at the registered office of the Company. It is reviewed regularly by the Board and Directors know to advise the Company Secretary as soon as they become aware of any potential conflicts of interest.

**STREAMLINED ENERGY & CARBON REPORTING
'SECR'**

The Company's disclosure with respect to SECR reporting is given in the Strategic Report on page 37.

PROPOSED DIVIDENDS

The Directors propose payment of a final dividend to shareholders, the details of this are given on page 23 of the Strategic Report.

INTERNAL CONTROLS AND RISK MANAGEMENT

The AIC Code requires the Board to oversee the effectiveness of the Company's system of internal controls. The Board assumes its ultimate responsibility for the Company's system of internal controls and for monitoring its effectiveness. The Company's system of internal controls is designed to manage rather than eliminate risk of failure to achieve the Company's investment objective and/or adhere to the Company's investment policy and/or investment limits. This system can therefore provide only reasonable and not absolute assurance against material misstatement or loss. The Board has undertaken a review of the aspects covered by the guidance and has identified risk management controls in the key areas of business objectives, accounting, compliance, operations and secretarial as being matters of particular importance upon which it requires reports.

The Board believes that the existing arrangements, set out below, represent an appropriate framework to meet the internal control requirements. By these procedures the Directors have kept under review the effectiveness of the internal control system throughout the year and up to the date of this report.

The Company's internal controls and risk management systems have been reviewed with the Manager against risk parameters approved by the Board. The Board reviews a risk control summary at its quarterly Board meetings and an annual formal review of the risk procedures and controls in place at the Manager and other key service providers is performed. The Company is working towards compliance with Provision 34 of the AIC Code (relating to an explicit declaration on the effectiveness of material internal controls), with more information given on page 45.

The Audit Committee reviews and makes recommendations to the Board, at least annually, the effectiveness of the Company's system of internal controls, including financial, operational and compliance and risk management systems. The Board confirms that necessary actions would be taken to remedy any significant failings or weaknesses identified from their review and that no significant failings or weaknesses occurred throughout the year ended 31 March 2026 and up to the date of this annual financial report.

The Board reviews financial reports and performance against forecasts, relevant stock market criteria and the Company's peer group. In addition, the Manager and custodian maintain their own systems of internal controls and risk management and the Board and Audit Committee receive regular reports from the Compliance Department of the Manager. Formal reports are also produced annually on the internal controls and procedures in place for the operation of secretarial, administrative, custodial, investment management and accounting activities.

GOING CONCERN

The financial statements have been prepared on a going concern basis. The Directors consider this is the appropriate basis as they have a reasonable expectation that the Company has adequate resources to continue in operational existence for the foreseeable future, being taken as at least twelve months after the signing of the balance sheet, for the same reasons as set out in the Viability Statement on page 32. In considering this, the Directors took into account both ongoing expenses and any obligations under the Company's borrowing (Unsecured Senior Loan Notes). In reaching this conclusion, the Directors have considered the liquidity of the Company's portfolio of investments as well as its cash position, income and expense flows. As at 31 March 2026, the Company held £1.1m (2025: £7.2m) in cash and cash equivalents and £1,167.5m (2024: £1,230.9m) in quoted investments. The Company's audited net assets as at 31 March 2026 were £1,059.4m (2024: £1,125.9m).

In anticipation of potential market volatility, the Manager has performed stress tests on the Company's portfolio of investments under various scenarios (for example, a jump up in interest rates, and a crash in technology stocks). Separately, the Board remains comfortable with the liquidity of the portfolio. It is estimated that some 99% by value of the quoted investments held at the year-end could be realised in thirty working days under normal market conditions.

The Board also considered the Company's obligations with respect to the Company's borrowing. The Company has issued £120m of Unsecured Senior Loan Notes with a weighted average cost of 2.44% of which £20m was drawn in October 2021 and £100m in September 2022. These notes, which are long-term in nature, do not require repayment until 2037, 2047, 2051 and 2057 as detailed in Note 12. A requirement of this borrowing is that the Net Assets of the Company must remain not less than £300m. The Board, which routinely monitors borrowing restrictions, does not anticipate difficulties in meeting this. The Company has no other borrowing.

The total ongoing charges (excluding taxation, non-recurring legal and professional fees and finance costs) for the year ended 31 March 2026 were £6.0 million (2025: £5.9 million) or 0.52% of Net Assets (2025: 0.51%).

THE MANAGER

The Alternative Investment Fund Manager is Liontrust Fund Partners LLP, with responsibility for the day-to-day investment management activities of the Company delegated to Liontrust Investment Partners LLP. Liontrust Fund Partners LLP was appointed the Manager on 1 April 2022, following completion of the acquisition of Majedie by Liontrust Asset Management Plc.

Investment Management Agreement ("IMA")

The Manager provides investment and administration services to the Company under an investment management agreement dated 21 May 2024, which replaced the original agreement dated 3 March 2020. The agreement is terminable by either party by giving not less than three months' notice in writing.

From 1 April 2024, the monthly management fee has been calculated on 0.03750% per month on the first £500 million, falling to 0.03333% on the next £500 million and 0.02917% on the remainder of the market capitalisation of the Company's ordinary shares at each month end and paid monthly in arrears (equivalent to an annualised fee of 0.45% on the first £500m, 0.40% on the next £500m and 0.35% on the remainder).

There is no performance fee.

Assessment of the Manager

The Management Engagement Committee has carried out a review of the Manager and following recommendation from the Committee, the Board considers that the continuing appointment of Liontrust Fund Partners LLP as Manager is in the best interests of the Company and its shareholders.

COMPANY SECRETARY

NSM Funds (UK) Limited were appointed as the Company Secretary of the Company on 1 March 2024.

The Board has continuous direct access to the advice and services of the corporate Company Secretary, who are responsible for ensuring that the Board and Committee procedures are followed, and that applicable rules and regulations are complied with. The Company Secretary provides full company secretarial services to the Company, ensuring that the Company complies with all legal, regulatory and corporate governance requirements and officiating at Board meetings and shareholders' meetings. The Company Secretary is also responsible to the Board for ensuring timely delivery of information and reports and that the statutory obligations of the Company are met. Finally, the Company Secretary is responsible for advising the Board through the Chair on all governance matters.

DIRECTORS' REPORT / CONTINUED

SHARE CAPITAL**Capital Structure**

At the year end, the Company's allotted and fully paid share capital consisted of 195,666,734 ordinary shares of 25p each, of which 64,013,709 shares were held in treasury. To enable the Board to take action to deal with any significant overhang or shortage of shares in the market, it seeks approval from shareholders every year to buy back and sell shares. No shares were issued in the year. During the year 12,668,000 ordinary shares were repurchased for holding in treasury at an average price of 806.60p per share (including costs). Since the year end up until 19 May 2026, being the latest practicable date before the printing of this report, 2,827,500 ordinary shares have been bought back for holding in treasury.

SUBSTANTIAL HOLDINGS IN THE COMPANY

As at 31 March 2026, in accordance with the FCA's Disclosure Guidance and Transparency Rule 5, the Company was aware of the following substantial interests in the voting rights of the Company:

	Shares	% of Voting rights
Rathbones Investment Management	12,029,783	9.13
Charles Stanley	5,692,091	4.32
City of London	4,819,745	3.66
Evelyn Partners	4,258,331	3.23

RESTRICTIONS

There are no restrictions concerning the transfer of securities in the Company, no special rights with regard to control attached to securities, no agreements between holders of securities regarding their transfer known to the Company, no restrictions on the distribution of dividends and the repayment of capital, and no agreements to which the Company is party that might affect its control following a successful takeover bid.

Voting

At a general meeting of the Company, every shareholder has one vote on a show of hands and, on a poll, one vote for each share held. The notice of general meeting specifies deadlines for exercising voting rights either by proxy or present in person in relation to resolutions to be passed at a general meeting.

Repurchase Powers

The Board's current powers to repurchase shares and proposals for their renewal are disclosed on pages 52 and 53.

DISCLOSURES REQUIRED BY UKLA LISTING RULE 9.8.4

The above rule requires listed companies to report certain information in a single identifiable section of their annual financial reports. None of the prescribed information is applicable to the Company for the year under review.

INDIVIDUAL SAVINGS ACCOUNT (ISA)

The ordinary shares of the Company are qualifying investments under applicable ISA regulations.

BUSINESS OF THE ANNUAL GENERAL MEETING (AGM)

The following summarises the business of the forthcoming AGM of the Company, which is to be held on 21 July 2026 at 11:00 a.m. The notice of the AGM and related notes are included on pages 84 to 87. All resolutions are ordinary resolutions unless otherwise identified.

Resolution 1 is for members to receive and consider this Annual Financial Report ("AFR"), including the financial statements and auditor's report.

Resolution 2 is for members to approve the Annual Statement and Report on Remuneration for the year ended 31 March 2026.

Resolution 3 is to declare a final dividend for the year.

Resolution 4 is to declare four interim dividends for the year ending 31 March 2027.

Resolutions 5 to 9 are to re-elect the Directors. Biographies of the Directors can be found on pages 39 and 40.

All Directors will stand for re-election by shareholders at the AGM. The Board has determined that each of the Directors is independent, continues to perform effectively and demonstrates commitment to their role. Their balance of knowledge and skills combined with their diversity and business experience makes a major contribution to the functions of the Board and its Committees.

ElisabethStheeman has extensive executive and non-executive experience in financial services, real estate and governance that bring highly relevant and valuable skills to the Board. Steven Baldwin is a Chartered Accountant and his experience in a range of industries brings a breadth of experience to the meetings. Patrick Edwardson has many years of investment experience as a fund manager and deep knowledge of the UK equity market and investment companies. Aidan Lisser has extensive experience as an investment trust Chair and non-executive director and was previously a member of the Association of Investment Companies' Marketing Committee. Annabel Tagoe-Bannerman has considerable experience in senior roles in commercial operations, law, governance as well as in diversity, equity and inclusion within quoted UK operating companies within the retail, leisure, food and beverage sectors.

Resolutions 10 and 11 are to re-appoint PricewaterhouseCoopers LLP as auditors and to authorise the Audit Committee to determine their remuneration.

Special Business

Resolution 12: Authority to Allot Shares is an Ordinary Resolution seeking renewal of the current authority for the Directors to allot up to 10% of the issued ordinary share

capital, this being 12,882,552 ordinary shares (representing approximately 10% of the ordinary shares in issue as at the last practicable date prior to the publication of the Notice, excluding treasury shares).

Special Resolution 13: Authority to Allot Shares is a Special Resolution which seeks renewal of the current authority to allot equity securities pursuant to a rights issue or to issue up to 10% of the issued ordinary share capital otherwise than in connection with a rights issue, dis-applying pre-emption rights. This will allow shares to be issued to new shareholders, within the prescribed limits, without having to be offered to existing shareholders first, thus broadening the shareholder base of the Company. The Directors will not dilute the interests of existing shareholders by using the authority to issue shares at a price which is less than the Net Asset Value (calculated with debt at fair value) of the existing shares in issue at that time. These authorities will expire at the next AGM of the Company or fifteen months after the passing of the resolutions, whichever is the earlier.

Special Resolution 14: Authority to Buy Back Shares. This resolution seeks to renew the Directors' authority to purchase up to 14.99% of the Company's issued share capital (excluding treasury shares), this being 19,310,946 ordinary shares as at the last practicable date prior to the publication of the Notice. The authority will expire at the Company's next AGM or 15 months following the passing of this resolution, if earlier. The principal purpose of share buy-backs is to enhance the net asset value for remaining shareholders and purchases will only be made if they do so.

In accordance with the UK Listing Rules, the maximum price which may be paid for a share must not be more than the higher of:

- (i) 5% above the average of the mid-market values of the shares for the five business days before the purchase is made; and
- (ii) the higher of the price of the last independent trade in the shares and the highest then current independent bid for the shares on the London Stock Exchange. The minimum price which may be paid will be 25p per share, this being the nominal value of a share. In making purchases, the Company will deal only with member firms of the London Stock Exchange.

The Company will finance the purchase of ordinary shares by using its existing cash balance or borrowing facilities or by selling securities in the Company's portfolio.

The Directors hold repurchased shares in treasury with a view to possible resale.

Special Resolution 15: Notice Period for General Meetings. The Shareholder Rights Directive increased the notice period for general meetings of companies to 21 days unless certain conditions are met in which case it may be 14 days' notice.

A shareholders' resolution is required to ensure that the Company's general meetings (other than Annual General Meetings) may be held on 14 days' notice. Accordingly, Special Resolution 16 will propose that the period of notice for general meetings of the Company (other than AGMs) shall not be less than 14 days' notice. It is intended that this flexibility will be used only where the Board believes it is in the best interests of shareholders as a whole, and an explanation will be provided.

The Directors have carefully considered all the resolutions proposed in the Notice of the AGM and, in their opinion, consider them all to be in the best interests of shareholders as a whole. The Directors therefore recommend that shareholders vote in favour of each resolution as they intend to do in respect of their own beneficial holdings.

By order of the Board

NSM FUNDS (UK) LIMITED

COMPANY SECRETARY / 20 MAY 2026

Statement of Directors' Responsibilities

IN RESPECT OF THE PREPARATION OF THE ANNUAL FINANCIAL REPORT

The Directors are responsible for preparing the annual financial report and financial statements in accordance with applicable law and regulations.

Company law requires the directors to prepare financial statements for each financial year. Under that law the directors have prepared the financial statements in accordance with United Kingdom Generally Accepted Accounting Practice (United Kingdom Accounting Standards, comprising FRS 102 "The Financial Reporting Standard applicable in the UK and Republic of Ireland", and applicable law).

Under company law the Directors must not approve the financial statements unless they are satisfied that they give a true and fair view of the state of affairs of the Company and of its profit or loss for that period.

In preparing these financial statements, the Directors are required to:

- select suitable accounting policies and then apply them consistently;
- make judgements and accounting estimates that are reasonable and prudent;
- state whether applicable United Kingdom Accounting Standards, comprising FRS 102 have been followed, subject to any material departures disclosed and explained in the financial statements; and
- prepare the financial statements on a going concern basis unless it is inappropriate to presume that the Company will continue in business.

The Directors are responsible for keeping adequate accounting records that are sufficient to show and explain the Company's transactions and disclose with reasonable accuracy at any time the financial position of the Company and enable them to ensure that its financial statements comply with the Companies Act 2006.

They are responsible for such internal controls as they determine are necessary to enable the preparation of financial statements that are free from material misstatement, whether due to fraud or error, and have general responsibility for taking such steps as are reasonably open to them to safeguard the assets of the Company and to prevent and detect fraud and other irregularities.

Under applicable law and regulations, the Directors are also responsible for preparing a Strategic Report, Directors' Report, Directors' Remuneration Report and Corporate Governance Statement that complies with that law and those regulations.

The Directors are responsible for the maintenance and integrity of the corporate and financial information included on the Company's website, which is maintained by the Company's Manager. Legislation in the UK governing the preparation and dissemination of financial statements may differ from legislation in other jurisdictions.

RESPONSIBILITY STATEMENT OF THE DIRECTORS IN RESPECT OF THE ANNUAL FINANCIAL REPORT

Each of the Directors, whose names and functions are listed in pages 39 and 40 confirm that, to the best of their knowledge:

- the financial statements, prepared in accordance with United Kingdom Accounting Standards, comprising FRS 102, give a true and fair view of the assets, liabilities, financial position and return of the Company; and
- the Strategic Report includes a fair review of the development and performance of the business and the position of the Company, together with a description of the principal risks and uncertainties that it faces.

We consider the annual financial report, taken as a whole, is fair, balanced and understandable and provides the information necessary for shareholders to assess the Company's position and performance, business model and strategy.

In the case of each Director in office at the date the Directors' report is approved:

- so far as the Director is aware, there is no relevant audit information of which the Company's Auditors are unaware; and
- they have taken all the steps that they ought to have taken as a Director in order to make themselves aware of any relevant audit information and to establish that the Company's Auditors are aware of that information.

Signed on behalf of the Board of Directors

ELISABETH STHEEMAN

CHAIR

20 May 2026

Directors' Remuneration Report

FOR THE YEAR ENDED 31 MARCH 2026

This report has been prepared under the requirements of The Large and Medium-sized Companies and Groups (Accounts and Reports) (Amendment) Regulations 2013.

The Company's auditors are required to audit certain of the disclosures provided in this Report. Where disclosures have been audited, they are indicated in this Report. The independent auditor's opinion is included on pages 59 to 64.

REMUNERATION RESPONSIBILITIES

The Board has resolved that a remuneration committee is not appropriate for a company of this size and nature. Remuneration is therefore regarded as part of the Board's responsibilities to be addressed regularly. All Directors are non-executive and they all participate in meetings of the Board at which Directors' remuneration is considered.

ANNUAL STATEMENT ON DIRECTORS' REMUNERATION

For the year ended 31 March 2026, fees paid to the Directors per annum were:

Role	Current fee from 1 April 2025	Percentage increase during the year
Chair	£49,500	5.10%
Senior Independent Director	£35,500	5.34%
Audit Committee Chair	£39,500	5.33%
Director	£32,500	6.56%

The Board carried out a review of Directors' annual fees during the year with regard to the latest inflation rates, measured by the increase in the Consumer Price Index, and taking into account peer group comparisons by sector and market capitalisation. Following this review, it was agreed that annual fees would be increased by 3% (rounded up to the next £100), effective 1 April 2026. The Board believes that the level of increase and resulting fees appropriately reflects prevailing market rates for an investment trust of the Company's size, the increasing complexity of regulation and resulting time spent by the Directors on Company matters, and will also enable the Company to attract appropriately experienced additional Directors in the future. Due to the size and nature of the Company, it was not deemed necessary to use a remuneration consultant although the Board did review independent peer group information on Directors' fees and took this into account in its deliberations.

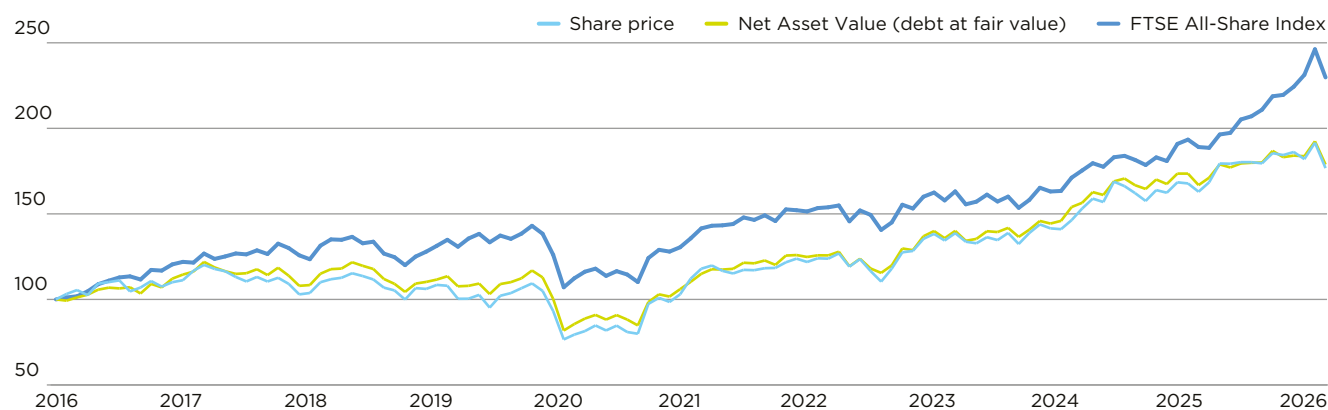
REMUNERATION FOR THE YEAR ENDED 31 MARCH 2026

THE COMPANY'S PERFORMANCE

The following graph plots, in annual increments, the net asset value total return and share price total return to ordinary shareholders compared to the total return of the FTSE All-Share Index over the ten years to 31 March 2026. This index is the benchmark adopted by the Company for comparison purposes.

Total Returns Over Ten Years

Rebased to 100 at 31 March 2026



Source: LSEG Data & Analytics

DIRECTORS' REMUNERATION REPORT / CONTINUED

SINGLE TOTAL FIGURE OF REMUNERATION FOR THE YEAR (AUDITED)

The single total figure of remuneration for each Director is detailed below, together with the prior year comparative:

	Year ended 31 March 2026			Year ended 31 March 2025		
	Fees £	Taxable Benefits ⁽¹⁾ £	Total £	Fees £	Taxable Benefits ⁽¹⁾ £	Total £
Elisabeth Stheeman	49,500	2,286	51,786	47,100	562	47,662
Steve Baldwin	39,500	305	39,805	37,500	406	37,906
Patrick Edwardson	32,500	1,507	34,007	30,500	2,574	33,074
Aidan Lisser	35,500	615	36,115	33,700	320	34,020
Annabel Tagoe-Bannerman	32,500	636	33,136	30,500	592	31,092
Total	189,500	5,349	194,849	179,300	4,454	183,754

⁽¹⁾ Taxable benefits relate to grossed up costs of travel.

In accordance with The Companies (Directors' Remuneration Policy and Directors' Remuneration Report) Regulations 2019, this table has been included to show the annual percentage change over the preceding financial year by comparison to the current financial year in respect of each Director. The Board will publish this annual percentage change cumulatively each year going forward until there is an annual percentage change over the five financial years preceding the relevant financial year in accordance with the new regulation. These fees exclude taxable benefits which could vary substantially as they reflect expenses incurred whilst carrying out the Board's duties.

The single total figure of remuneration for each Director is detailed below, with year on year changes since year ended 31 March 2023.

		Fees £	2026 Benefits £	Fees £	2025 Benefits £	Fees £	2024 Benefits £	Fees £	2023 Benefits £
Non-executive directors									
Elisabeth Stheeman (Chair from 21 July 2022)	Total	49,500	2,286	47,100	562	47,100	1,448	40,063	901
	% change	5%	75%	-%	(158)%	18%	60%	47%	295%
Steve Baldwin	Total	39,500	305	37,500	406	37,500	240	35,000	785
	% change	5%	(453)%	-%	(41)%	7%	(69)%	10%	-%
Patrick Edwardson	Total	32,500	(1,507)	30,500	2,574	30,500	1,039	28,500	1,620
	% change	6%	71%	-%	60%	7%	(35)%	5%	32%
Aidan Lisser (appointed 27 May 2022)	Total	35,500	615	33,700	320	32,867	740	24,140	741
	% change	5%	48%	2%	(131)%	36%	0%	-%	-%
Annabel Tagoe- Bannerman (appointed 7 February 2023)	Total	32,500	636	30,500	592	30,500	255	4,421	-
	% change	6%	7%	-%	57%	590%	-%	-%	-%
Former Directors									
Vicky Hastings (retired 17 July 2023)	Total	-	-	-	-	9,493	-	31,500	465
	% change	-%	-%	-%	-%	(70)%	-%	3%	45%
Glen Suarez (retired 21 July 2022)	Total	-	-	-	-	-	-	14,307	6,819
	% change	-%	-%	-%	-%	-%	-%	(67)%	40%
Total		189,500	5,349	179,300	4,454	187,960	3,722	177,931	11,331
Total % change		5%	(7)%	5%	16%	5%	(204)%	(1)%	63%

DIRECTORS' SHAREHOLDINGS AND SHARE INTERESTS (AUDITED)

Save as stated below, no Director had any interests, beneficial or otherwise, in the ordinary shares of the Company during the year. No changes to these holdings have been notified since the year end. No connected person interests have been notified.

Directors hold shares in the Company at their discretion. Share ownership is encouraged, but no guidelines have been set. The beneficial interests of the Directors in the ordinary share capital of the Company are set out below:

	31 March 2026 Shares held	31 March 2025 Shares held
Elisabeth Stheeman	19,363	16,883
Steve Baldwin	-	-
Patrick Edwardson ¹	60,000	60,000
Aidan Lisser	6,180	6,180
Annabel Tagoe-Bannerman	2,047	2,047

¹ Patrick Edwardson's holding includes 13,000 shares which are being held by a connected person.

RELATIVE IMPORTANCE OF SPEND ON PAY

The following table compares the remuneration paid to the non-executive Directors with aggregate distributions to shareholders in respect of the year to 31 March 2026 and the prior year:

	2026 £'000	2025 £'000	Change £'000
Aggregate Directors' Remuneration	172*	182*	10,000
Aggregate Shareholder Distributions	42,986	41,810	1,176

* This is different from the remuneration table on page 56 by £18,000 (2025: £4,000) due to (under)/over accruals brought forward.

VOTING AT LAST ANNUAL GENERAL MEETING

At the Annual General Meeting of the Company held on 22 July 2025, a resolution approving the Chair's Annual Statement and Report on Remuneration was passed, along with the Remuneration Policy. The votes cast (including votes cast at the Chair's discretion) were as follows.

	Number of Votes For	Voting %	Voting against %	Number of Votes Withheld
Annual Statement and Report on Remuneration	38,189,345	99.54	0.46%	182,236
Remuneration Policy for the year ended 31 March 2025	38,167,672	99.41	0.59%	155,123

APPROVAL

This Directors' Remuneration Report was approved by the Board of Directors on 20 May 2026.

ELISABETH STHEEMAN

CHAIR

20 May 2026

Signed on behalf of the Board of Directors

Financial review



Independent Auditors' Report

TO THE MEMBERS OF THE EDINBURGH INVESTMENT TRUST PLC

REPORT ON THE AUDIT OF THE FINANCIAL STATEMENTS

Opinion

In our opinion, The Edinburgh Investment Trust plc's financial statements:

- give a true and fair view of the state of the Company's affairs as at 31 March 2026 and of its returns and cash flows for the year then ended;
- have been properly prepared in accordance with United Kingdom Generally Accepted Accounting Practice (United Kingdom Accounting Standards, including FRS 102 "The Financial Reporting Standard applicable in the UK and Republic of Ireland", and applicable law); and
- have been prepared in accordance with the requirements of the Companies Act 2006.

We have audited the financial statements, included within the Annual Financial Report (the "Annual Report"), which comprise:

- the Balance Sheet as at 31 March 2026;
- the Income Statement for the year then ended;
- the Statement of Changes in Equity for the year then ended;
- the Statement of Cash Flows for the year then ended; and
- the notes to the financial statements, which include a description of the significant accounting policies.

Our opinion is consistent with our reporting to the Audit Committee.

BASIS FOR OPINION

We conducted our audit in accordance with International Standards on Auditing (UK) ("ISAs (UK)") and applicable law. Our responsibilities under ISAs (UK) are further described in the Auditors' responsibilities for the audit of the financial statements section of our report. We believe that the audit evidence we have obtained is sufficient and appropriate to provide a basis for our opinion.

Independence

We remained independent of the Company in accordance with the ethical requirements that are relevant to our audit of the financial statements in the UK, which includes the FRC's Ethical Standard, as applicable to listed public interest entities, and we have fulfilled our other ethical responsibilities in accordance with these requirements.

To the best of our knowledge and belief, we declare that non-audit services prohibited by the FRC's Ethical Standard were not provided.

We have provided no non-audit services to the Company in the period under audit.

OUR AUDIT APPROACH

Context

The Edinburgh Investment Trust plc (the "Company") is a standalone Investment Trust Company and engages Liontrust Fund Partners LLP (the "Manager") to manage its assets.

Overview

Audit scope

- We conducted our audit of the financial statements using information from The Bank of New York Mellon (International) Limited (the "Administrator" and the "Custodian") and NSM Funds (UK) Limited (the "Company Secretary") to whom the Manager has, with the consent of the Directors, delegated the provision of certain administrative functions.
- We tailored the scope of our audit taking into account the types of investments within the Company, the involvement of the third parties referred to above, the accounting processes and controls, and the industry in which the Company operates.
- We obtained an understanding of the control environment in place at both the Manager and the Administrator, and adopted a fully substantive testing approach using reports obtained from the Administrator.

Key audit matters

- Valuation and existence of investments.
- Accuracy, completeness and occurrence of income.

Materiality

- Overall materiality: £10,594,320 (2025: £11,256,940) based on 1% of Net Assets.
- Performance materiality: £7,945,740 (2025: £8,442,705).

The scope of our audit

As part of designing our audit, we determined materiality and assessed the risks of material misstatement in the financial statements. In particular, we looked at where the Directors made subjective judgements, for example in respect of significant accounting estimates that involved making assumptions and considering future events that are inherently uncertain.

Key audit matters

Key audit matters are those matters that, in the auditors' professional judgement, were of most significance in the audit of the financial statements of the current period and include the most significant assessed risks of material misstatement (whether or not due to fraud) identified by the auditors, including those which had the greatest effect on: the overall audit strategy; the allocation of resources in the audit; and directing the efforts of the engagement team. These matters, and any comments we make on the results of our procedures thereon, were addressed in the context of our audit of the financial statements as a whole, and in forming our opinion thereon, and we do not provide a separate opinion on these matters.

This is not a complete list of all risks identified by our audit.

The key audit matters below are consistent with last year.

INDEPENDENT AUDITORS' REPORT / CONTINUED

Key audit matter**How our audit addressed the key audit matter****Valuation and existence of investments**

Refer to the Audit Committee Report, Accounting policies (C (v)) and Notes to the Financial Statements (Note 9).

The investment portfolio as at 31 March 2026 comprised quoted equity investments (level 1) valued at £1,168m (2025: £1,231m).

We focused on the valuation and existence of listed investments because investments represent the principal element of the net asset value of the Company.

We tested the valuation of all of the quoted equity investments as at 31 March 2026 by agreeing the valuation to independent third-party sources; and

We tested the existence of all of the quoted equity investments as at 31 March 2026 by agreeing investment holdings to an independent custodian confirmation.

Accuracy, completeness and occurrence of income

Refer to the Report of the Audit Committee, Accounting policies (F) and Notes to the Financial Statements (Note 2).

The Company has reported revenue of £41m (2025: £41m).

During the year, the Company received special dividends amounting to £1.7m. All special dividends were classified as revenue (2025: £2.5m of which £1.8m was classified as revenue).

We focused on the accuracy, completeness and occurrence of investment income as incomplete or inaccurate income could have a material impact on the Company's net asset value.

We also focused on the accounting policy for investment income recognition and the presentation of investment income in the Income Statement for compliance with the requirements of The Association of Investment Companies Statement of Recommended Practice (the "AIC SORP"), as incorrect application could indicate a misstatement in income recognition.

We assessed the accounting policy for income recognition for compliance with accounting standards and the AIC SORP and performed testing to check that income had been accounted for in accordance with the stated accounting policy. We found that the accounting policies implemented were in accordance with accounting standards and the AIC SORP, and that income from investments has been accounted for in accordance with the stated accounting policy.

We tested accuracy of dividend receipts by agreeing the dividend rates to independent market data.

To test for completeness, we verified that all dividends declared in the market for each investment holding in the portfolio had been accurately recorded.

We tested occurrence of dividends recorded in the year had been declared in the market.

We also tested the allocation and presentation of dividend income between the revenue and capital return columns of the Income Statement in line with the requirements set out in the AIC SORP by determining reasons behind dividend distributions. For special dividends, we assessed the appropriateness of the classification of special dividends as revenue or capital with reference to publicly available information.

How we tailored the audit scope

We tailored the scope of our audit to ensure that we performed enough work to be able to give an opinion on the financial statements as a whole, taking into account the structure of the Company, the accounting processes and controls, and the industry in which it operates.

The Company's accounting is delegated to the Administrator who maintains the Company's accounting records and who has implemented controls over those accounting records. We obtained our audit evidence from substantive tests. However, as part of our risk assessment, we understood and assessed the internal controls in place at both the Manager and the Administrator to the extent relevant to our audit. This assessment of the operating and accounting structure in place at both organisations involved obtaining and analysing the relevant controls reports issued by the independent service auditor of the Manager and the Administrator in accordance with generally accepted assurance standards for such work. Following this assessment, we applied professional judgement to determine the extent of testing required over each balance in the financial statements.

The impact of climate risk on our audit

In conducting our audit, we made enquiries of the Directors and the Portfolio Manager to understand the extent of the potential impact of climate change risk on the Company's financial statements. The Directors and Portfolio Manager concluded that the impact on the measurement and disclosures within the financial statements is not material because the majority of the Company's investment portfolio is made up of level 1 quoted securities which are valued at fair value based on market prices. We found this to be consistent with our understanding of the Company's investment activities. We also considered the consistency of the climate change disclosures included in the Strategic Report and Portfolio Manager's Report with the financial statements and our knowledge from our audit.

Materiality

The scope of our audit was influenced by our application of materiality. We set certain quantitative thresholds for materiality. These, together with qualitative considerations, helped us to determine the scope of our audit and the nature, timing and extent of our audit procedures on the individual financial statement line items and disclosures and in evaluating the effect of misstatements, both individually and in aggregate on the financial statements as a whole.

Based on our professional judgement, we determined materiality for the financial statements as a whole as follows:

Overall Company materiality
£10,594,320 (2025: £11,256,940).
How we determined it
1% of Net Assets.
Rationale for benchmark applied
We believe that net assets is the primary measure used by the shareholders in assessing the performance of the entity, and is a generally accepted auditing benchmark. This benchmark provides an appropriate and consistent year on year basis for our audit.

We use performance materiality to reduce to an appropriately low level the probability that the aggregate of uncorrected and undetected misstatements exceeds overall materiality. Specifically, we use performance materiality in determining the scope of our audit and the nature and extent of our testing of account balances, classes of transactions and disclosures, for example in determining sample sizes. Our performance materiality was 75% (2025: 75%) of overall materiality, amounting to £7,945,740 (2025: £8,442,705) for the Company financial statements.

In determining the performance materiality, we considered a number of factors - the history of misstatements, risk assessment and aggregation risk and the effectiveness of controls - and concluded that an amount at the upper end of our normal range was appropriate.

We agreed with the Audit Committee that we would report to them misstatements identified during our audit above £529,716 (2025: £562,847) as well as misstatements below that amount that, in our view, warranted reporting for qualitative reasons.

CONCLUSIONS RELATING TO GOING CONCERN

Our evaluation of the Directors' assessment of the Company's ability to continue to adopt the going concern basis of accounting included:

- evaluating the Directors' updated risk assessment and considering whether it addressed relevant threats, including rising inflation and the wider macroeconomic uncertainty;
- evaluating the Directors' assessment of potential operational impacts, considering their consistency with other available information and our understanding of the business and assessed the potential impact on the financial statements;
- reviewing the Directors' assessment of the Company's financial position in the context of its ability to meet future expected operating expenses, their assessment of liquidity as well as their review of the operational resilience of the Company and oversight of key third-party service providers;
- assessing the premium/discount the Company's share price trades as compared to the net asset value per share; and
- assessing the implication of significant reductions in NAV as a result of severe but plausible downside scenario in the market's performance on the ongoing ability of the Company to operate.

Based on the work we have performed, we have not identified any material uncertainties relating to events or conditions that, individually or collectively, may cast significant doubt on the Company's ability to continue as a going concern for a period of at least twelve months from when the financial statements are authorised for issue.

In auditing the financial statements, we have concluded that the Directors' use of the going concern basis of accounting in the preparation of the financial statements is appropriate.

INDEPENDENT AUDITORS' REPORT / CONTINUED

However, because not all future events or conditions can be predicted, this conclusion is not a guarantee as to the Company's ability to continue as a going concern.

In relation to the Directors' reporting on how they have applied the UK Corporate Governance Code, we have nothing material to add or draw attention to in relation to the Directors' statement in the financial statements about whether the Directors considered it appropriate to adopt the going concern basis of accounting.

Our responsibilities and the responsibilities of the Directors with respect to going concern are described in the relevant sections of this report.

REPORTING ON OTHER INFORMATION

The other information comprises all of the information in the Annual Report other than the financial statements and our auditors' report thereon. The Directors are responsible for the other information. Our opinion on the financial statements does not cover the other information and, accordingly, we do not express an audit opinion or, except to the extent otherwise explicitly stated in this report, any form of assurance thereon.

In connection with our audit of the financial statements, our responsibility is to read the other information and, in doing so, consider whether the other information is materially inconsistent with the financial statements or our knowledge obtained in the audit, or otherwise appears to be materially misstated. If we identify an apparent material inconsistency or material misstatement, we are required to perform procedures to conclude whether there is a material misstatement of the financial statements or a material misstatement of the other information. If, based on the work we have performed, we conclude that there is a material misstatement of this other information, we are required to report that fact. We have nothing to report based on these responsibilities.

With respect to the Strategic report and Directors' Report, we also considered whether the disclosures required by the UK Companies Act 2006 have been included.

Based on our work undertaken in the course of the audit, the Companies Act 2006 requires us also to report certain opinions and matters as described below.

Strategic report and Directors' Report

In our opinion, based on the work undertaken in the course of the audit, the information given in the Strategic report and Directors' Report for the year ended 31 March 2026 is consistent with the financial statements and has been prepared in accordance with applicable legal requirements.

In light of the knowledge and understanding of the Company and its environment obtained in the course of the audit, we did not identify any material misstatements in the Strategic report and Directors' Report.

Directors' Remuneration

In our opinion, the part of the Directors' Remuneration Report to be audited has been properly prepared in accordance with the Companies Act 2006.

CORPORATE GOVERNANCE STATEMENT

The Listing Rules require us to review the Directors' statements in relation to going concern, longer-term viability and that part of the corporate governance statement relating to the Company's compliance with the provisions of the UK Corporate Governance Code specified for our review. Our additional responsibilities with respect to the corporate governance statement as other information are described in the Reporting on other information section of this report.

Based on the work undertaken as part of our audit, we have concluded that each of the following elements of the corporate governance statement is materially consistent with the financial statements and our knowledge obtained during the audit, and we have nothing material to add or draw attention to in relation to:

- The Directors' confirmation that they have carried out a robust assessment of the emerging and principal risks;
- The disclosures in the Annual Report that describe those principal risks, what procedures are in place to identify emerging risks and an explanation of how these are being managed or mitigated;
- The Directors' statement in the financial statements about whether they considered it appropriate to adopt the going concern basis of accounting in preparing them, and their identification of any material uncertainties to the Company's ability to continue to do so over a period of at least twelve months from the date of approval of the financial statements;
- The Directors' explanation as to their assessment of the Company's prospects, the period this assessment covers and why the period is appropriate; and
- The Directors' statement as to whether they have a reasonable expectation that the Company will be able to continue in operation and meet its liabilities as they fall due over the period of its assessment, including any related disclosures drawing attention to any necessary qualifications or assumptions.

Our review of the Directors' statement regarding the longer-term viability of the company was substantially less in scope than an audit and only consisted of making inquiries and considering the Directors' process supporting their statement; checking that the statement is in alignment with the relevant provisions of the UK Corporate Governance Code; and considering whether the statement is consistent with the financial statements and our knowledge and understanding of the Company and its environment obtained in the course of the audit.

In addition, based on the work undertaken as part of our audit, we have concluded that each of the following elements of the corporate governance statement is materially consistent with the financial statements and our knowledge obtained during the audit:

- The Directors' statement that they consider the Annual Report, taken as a whole, is fair, balanced and understandable, and provides the information necessary for the members to assess the Company's position, performance, business model and strategy;

- The section of the Annual Report that describes the review of effectiveness of risk management and internal control systems; and
- The section of the Annual Report describing the work of the Audit Committee.

We have nothing to report in respect of our responsibility to report when the Directors' statement relating to the Company's compliance with the Code does not properly disclose a departure from a relevant provision of the Code specified under the Listing Rules for review by the auditors.

RESPONSIBILITIES FOR THE FINANCIAL STATEMENTS AND THE AUDIT

Responsibilities of the Directors for the financial statements

As explained more fully in the Statement of Directors' Responsibilities, the Directors are responsible for the preparation of the financial statements in accordance with the applicable framework and for being satisfied that they give a true and fair view. The Directors are also responsible for such internal control as they determine is necessary to enable the preparation of financial statements that are free from material misstatement, whether due to fraud or error.

In preparing the financial statements, the Directors are responsible for assessing the Company's ability to continue as a going concern, disclosing, as applicable, matters related to going concern and using the going concern basis of accounting unless the Directors either intend to liquidate the Company or to cease operations, or have no realistic alternative but to do so.

Auditors' responsibilities for the audit of the financial statements

Our objectives are to obtain reasonable assurance about whether the financial statements as a whole are free from material misstatement, whether due to fraud or error, and to issue an auditors' report that includes our opinion. Reasonable assurance is a high level of assurance, but is not a guarantee that an audit conducted in accordance with ISAs (UK) will always detect a material misstatement when it exists. Misstatements can arise from fraud or error and are considered material if, individually or in the aggregate, they could reasonably be expected to influence the economic decisions of users taken on the basis of these financial statements.

Irregularities, including fraud, are instances of non-compliance with laws and regulations. We design procedures in line with our responsibilities, outlined above, to detect material misstatements in respect of irregularities, including fraud. The extent to which our procedures are capable of detecting irregularities, including fraud, is detailed below.

Based on our understanding of the Company and industry, we identified that the principal risks of non-compliance with laws and regulations related to breaches of Chapter 4 of Part 24 of the Corporation Tax Act 2010, and we considered the extent to which non-compliance might have a material effect on the financial statements. We also considered those laws and regulations that have a direct impact on the financial statements such as the requirements of the Companies

Act 2006. We evaluated management's incentives and opportunities for fraudulent manipulation of the financial statements (including the risk of override of controls), and determined that the principal risks were related to posting inappropriate journal entries to increase revenue (investment income and capital gains) or to increase net asset value. Audit procedures performed by the engagement team included:

- Enquiries with management, including consideration of known or suspected instances of non-compliance with laws and regulations and fraud;
- Understanding the controls implemented by Liontrust Fund Partners LLP (the "Manager") and The Bank of New York Mellon (International) Limited (the "Administrator" and "Custodian") designed to prevent and detect irregularities;
- Assessment of the Company's compliance with the requirements of Chapter 4 of Part 24 of the Corporation Tax Act 2010, including recalculation of numerical aspects of the eligibility conditions;
- Identifying and testing journal entries, in particular year end journal entries posted by the Administrator during the preparation of the financial statements;
- Reviewing relevant meeting minutes, including those of the Audit Committee; and
- Designing audit procedures to incorporate unpredictability around the nature, timing or extent of our testing.

There are inherent limitations in the audit procedures described above. We are less likely to become aware of instances of non-compliance with laws and regulations that are not closely related to events and transactions reflected in the financial statements. Also, the risk of not detecting a material misstatement due to fraud is higher than the risk of not detecting one resulting from error, as fraud may involve deliberate concealment by, for example, forgery or intentional misrepresentations, or through collusion.

Our audit testing might include testing complete populations of certain transactions and balances, possibly using data auditing techniques. However, it typically involves selecting a limited number of items for testing, rather than testing complete populations. We will often seek to target particular items for testing based on their size or risk characteristics. In other cases, we will use audit sampling to enable us to draw a conclusion about the population from which the sample is selected.

A further description of our responsibilities for the audit of the financial statements is located on the FRC's website at: www.frc.org.uk/auditorsresponsibilities. This description forms part of our auditors' report.

INDEPENDENT AUDITORS' REPORT / CONTINUED

Use of this report

This report, including the opinions, has been prepared for and only for the Company's members as a body in accordance with Chapter 3 of Part 16 of the Companies Act 2006 and for no other purpose. We do not, in giving these opinions, accept or assume responsibility for any other purpose or to any other person to whom this report is shown or into whose hands it may come save where expressly agreed by our prior consent in writing.

OTHER REQUIRED REPORTING**Companies Act 2006 exception reporting**

Under the Companies Act 2006 we are required to report to you if, in our opinion:

- we have not obtained all the information and explanations we require for our audit; or
- adequate accounting records have not been kept by the Company, or returns adequate for our audit have not been received from branches not visited by us; or
- certain disclosures of Directors' remuneration specified by law are not made; or
- the financial statements and the part of the Directors' Remuneration Report to be audited are not in agreement with the accounting records and returns.

We have no exceptions to report arising from this responsibility.

Appointment

We were first appointed by the Company for the financial year ended 31 March 2020. Our uninterrupted engagement covers 7 financial years.

LAUREN COOPER (SENIOR STATUTORY AUDITOR)

for and on behalf of PricewaterhouseCoopers LLP
Chartered Accountants and Statutory Auditors
London

20 May 2026

Income Statement

FOR THE YEAR ENDED 31 MARCH

	Notes	Revenue £'000	2026 Capital £'000	Total £'000	Revenue £'000	2025 Capital £'000	Total £'000
Gains on investments held at fair value	9(b)	-	46,346	46,346	-	53,697	53,697
(Losses)/gains on foreign exchange		-	(17)	(17)	-	22	22
Income	2	40,750	-	40,750	40,666	-	40,666
Investment management fee	3	(1,410)	(3,291)	(4,701)	(1,385)	(3,231)	(4,616)
Other expenses	4	(1,242)	(19)	(1,261)	(1,274)	(19)	(1,293)
Net return before finance costs and taxation		38,098	43,019	81,117	38,007	50,469	88,476
Finance costs	5	(893)	(2,052)	(2,945)	(884)	(2,066)	(2,950)
Return before taxation		37,205	40,967	78,172	37,123	48,403	85,526
Taxation	6	(28)	-	(28)	(78)	-	(78)
Return after taxation for the financial year		37,177	40,967	78,144	37,045	48,403	85,448
Return per ordinary share:							
Basic and diluted	7	26.60p	29.31p	55.91p	25.02p	32.70p	57.72p

The total columns of this statement represent the Company's profit and loss account. The supplementary revenue and capital columns are both prepared in accordance with the Statement of Recommended Practice issued by the AIC. All items in the above statement derive from continuing operations of the Company. No operations were acquired or discontinued in the year.

The accompanying notes are an integral part of these financial statements.

Statement of Changes in Equity

FOR THE YEAR ENDED 31 MARCH 2026

	Notes	Share Capital £'000	Share Premium £'000	Capital Redemption Reserve £'000	Capital Reserve ¹ £'000	Revenue Reserve ¹ £'000	Total £'000
At 1 April 2024		48,917	10,394	24,676	1,004,498	46,562	1,135,047
Return on ordinary activities		-	-	-	48,403	37,045	85,448
Dividends paid	8	-	-	-	-	(40,983)	(40,983)
Shares bought back and held in treasury ²	13	-	-	-	(53,566)	-	(53,566)
At 31 March 2025		48,917	10,394	24,676	999,335	42,624	1,125,946
Return on ordinary activities		-	-	-	40,967	37,177	78,144
Dividends paid	8	-	-	-	-	(42,477)	(42,477)
Shares bought back and held in treasury ²	13	-	-	-	(102,181)	-	(102,181)
At 31 March 2026		48,917	10,394	24,676	938,121	37,324	1,059,432

¹ The revenue reserve and certain amounts of the capital reserve are distributable by way of dividend.

² Shares bought back and held in treasury includes transaction costs.

The accompanying notes are an integral part of these financial statements.

Balance Sheet

AT 31 MARCH

	Notes	2026 £'000	2025 £'000
Non-current assets			
Investments held at fair value through profit and loss	9(a)	1,167,549	1,230,888
Current assets			
Debtors	10	12,705	8,518
Cash and cash equivalents		1,123	7,233
Total assets		1,181,377	1,246,639
Non-current liabilities			
Unsecured Senior Loan Notes	12	(120,000)	(120,000)
Current liabilities			
Other payables	11	(1,945)	(693)
Total assets less current liabilities		1,179,432	1,245,946
Total liabilities		(121,945)	(120,693)
Net assets		1,059,432	1,125,946
Equity			
Called up share capital	13	48,917	48,917
Share premium account	14	10,394	10,394
Capital redemption reserve	14	24,676	24,676
Capital reserve	14	938,121	999,335
Revenue reserve	14	37,324	42,624
Total equity		1,059,432	1,125,946
Net asset value per ordinary share:			
Basic and diluted - debt at par value	15	804.72p	780.17p
Basic and diluted- debt at fair value	15	846.04p	817.16p

The financial statements were approved and authorised for issue by the Board of Directors on 20 May 2026.

ELISABETH STHEEMAN

CHAIR

Signed on behalf of the Board of Directors

Company Number SC001836

The accompanying notes are an integral part of these financial statements.

Statement of Cash Flows

FOR THE YEAR ENDED 31 MARCH

	2026 £'000	2025 £'000
Cash flow from operating activities		
Net return before finance costs and taxation	81,117	88,476
Tax on overseas income	(28)	(78)
Adjustments for:		
Purchase of investments	(261,037)	(559,942)
Sale of investments	368,227	593,166
Gains on investments held at fair value	(46,346)	(53,697)
(Increase)/decrease in debtors	(1,692)	1,594
Decrease in creditors	(59)	(3)
Net cash inflow from operating activities	140,182	69,516
Cash flow from financing activities		
Interest paid on overdraft	(1)	(7)
Interest paid on Unsecured Senior Loan Notes	(2,944)	(2,943)
Shares bought back and held in treasury	(100,870)	(54,664)
Dividends paid	(42,477)	(40,983)
Net cash outflow from financing activities	(146,292)	(98,597)
Net decrease in cash and cash equivalents	(6,110)	(29,081)
Cash and cash equivalents at start of the year	7,233	36,314
Cash and cash equivalents at the end of the year	1,123	7,233
Reconciliation of cash and cash equivalents to the Balance Sheet is as follows:		
Cash held at custodian	1,037	1,068
Goldman Sachs Liquidity Reserve International Fund - Money Market Fund	86	6,165
Cash and cash equivalents	1,123	7,233

	At 1 April 2025 £'000	Cash flow £'000	Non-cash movement £'000	At 31 March 2026 £'000
Reconciliation of net debt:				
Cash and cash equivalents	7,233	(6,110)	-	1,123
Unsecured Senior Loan Notes	(120,000)	-	-	(120,000)
Total	(112,767)	(6,110)	-	(118,877)

	At 1 April 2024 £'000	Cash flow £'000	Non-cash movement £'000	At 31 March 2025 £'000
Reconciliation of net debt:				
Cash and cash equivalents	36,314	(29,081)	-	7,233
Unsecured Senior Loan Notes	(120,000)	-	-	(120,000)
Total	(83,686)	(29,081)	-	(112,767)

The accompanying notes are an integral part of these financial statements.

Notes to the Financial Statements

1. PRINCIPAL ACCOUNTING POLICIES

Accounting policies describe the Company's approach to recognising and measuring transactions during the year and the position of the Company at the year end.

The principal accounting policies adopted in the preparation of these financial statements are set out below. These policies have been consistently applied during the year and the preceding year.

A. Basis of Preparation

Accounting Standards Applied

The financial statements have been prepared in accordance with the Companies Act 2006, applicable United Kingdom Accounting Standards and applicable law (UK Generally Accepted Accounting Practice (UK GAAP)) including FRS 102 'The Financial Reporting Standard applicable in the UK and Republic of Ireland' and with the Statement of Recommended Practice Financial Statements of Investment Trust Companies and Venture Capital Trusts, issued by the Association of Investment Companies (SORP) in April 2021 (as amended in July 2022).

The financial statements are issued on a going concern basis. Details of the Directors' assessment of the going concern status of the Company, which considered the adequacy of the Company's resources are given on page 51 of the annual report.

However, the Directors' have elected to present a cash flow statement in the annual financial report to present additional relevant information to readers of the financial statements.

Significant Accounting Estimates, Assumptions and Judgements

The preparation of the financial statements may require the use of estimates, assumptions and judgements which may affect the reported amounts of assets and liabilities at the reporting date. While estimates are based on best judgement using information and financial data available, the actual outcome may differ from these estimates. The Directors have applied their judgement for the allocation of the investment management fee and finance costs between capital and revenue in the income statement as set out in Note 1G and the treatment of special dividend income between capital and income, as set out in Note 1J. The Directors do not believe that these judgements nor any accounting estimates, assumptions or judgements that have been applied to the financial statements have a significant risk of causing material adjustment to the carrying amount of assets and liabilities within the next financial year.

B. Foreign Currency and Segmental Reporting

(i) Functional and presentational currency

The financial statements are presented in sterling, which is the Company's functional and presentational currency and the currency in which the Company's share capital and expenses, as well as its assets and liabilities, are denominated.

(ii) Transactions and balances

Transactions in foreign currency, whether of a revenue or capital nature, are translated to sterling at the rates of exchange ruling on the dates of such transactions. Foreign currency assets and liabilities are translated to sterling at the rates of exchange ruling at the balance sheet date. Any gains or losses, whether realised or unrealised, are taken to the capital reserve or to the revenue account, depending on whether the gain or loss is of a capital or revenue nature. All gains and losses are recognised in the income statement.

(iii) Segmental reporting

The Directors are of the opinion that the Company is engaged in a single segment of business of investing in equity and debt securities, issued by companies quoted mainly on the UK or other recognised stock exchanges.

C. Financial Instruments

The Company has chosen to apply Section 11 and 12 of FRS102 in full in respect of the financial instruments.

(i) Recognition of financial assets and financial liabilities

The Company recognises financial assets and financial liabilities when the Company becomes a party to the contractual provisions of the instrument. The Company will offset financial assets and financial liabilities if the Company has a legally enforceable right to set off the recognised amounts and intends to settle on a net basis.

(ii) Derecognition of financial assets

The Company derecognises a financial asset when the contractual rights to the cash flows from the asset expire or it transfers the right to receive the contractual cash flows on the financial asset in a transaction in which substantially all the risks and rewards of ownership of the financial asset are transferred. Any interest in the transferred financial asset that is created or retained by the Company is recognised as an asset.

(iii) Derecognition of financial liabilities

The Company derecognises financial liabilities when its obligations are discharged, cancelled or have expired.

(iv) Trade date accounting

Purchases and sales of financial assets are recognised on trade date, being the date on which the Company commits to purchase or sell the assets.

NOTES TO THE FINANCIAL STATEMENTS / CONTINUED

(v) Classification and measurement of financial assets and financial liabilities

- **Financial assets**

The Company's investments are classified as held at fair value through profit or loss.

Financial assets held at fair value through profit or loss are initially recognised as fair value, which is taken to be their acquisition price, with transaction costs expensed in the income statement. These are subsequently valued at fair value.

Fair value for investments that are actively traded in organised financial markets is determined by reference to stock exchange quoted bid prices at the balance sheet date. Fair value for investments that are actively traded but where active stock exchange quoted bid prices are not available is determined by reference to a variety of valuation techniques including broker quotes and price modelling. Unquoted, unlisted or illiquid investments are valued by the Directors at fair value using a variety of valuation techniques including earnings multiples, recent transactions and other market indicators, cash flows and net assets.

- **Financial liabilities**

Financial liabilities, including borrowings, are initially measured at transaction price, being the fair value. For liabilities issued at a discount or with significant associated transaction costs, such discount and costs are subsequently measured at amortised cost using the effective interest method.

D. Cash and Cash Equivalents

Cash and cash equivalents may comprise cash (including short term deposits which are readily convertible to a known amount of cash and are subject to an insignificant risk of change in value) as well as cash equivalents, including money market funds. Investments are regarded as cash equivalents if they meet all of the following criteria: short term in duration (typically three months or less from the date of acquisition), highly liquid investments that are readily convertible to a known amount of cash, are subject to an insignificant risk of change in value and provide a return no greater than the rate of a three-month high quality government bond.

E. Hedging

Forward currency contracts entered into for hedging purposes are valued at the appropriate forward exchange rate ruling at the balance sheet date. Profits or losses on the closure or revaluation of positions are recognised in the income statement and taken to capital reserves.

F. Income

Interest income arising from fixed income securities and cash is recognised in the income statement using the effective interest method. Dividend income arises from equity investments held and is recognised on the date investments are marked 'ex-dividend'. Special dividends are looked at individually to ascertain the reason behind the payment. This will determine whether they are treated as income or capital in the income statement.

Deposit interest and underwriting commission receivable are taken into account on an accruals basis.

G. Expenses and Finance Costs

Expenses are recognised on an accruals basis and finance costs are recognised using the effective interest method in the income statement.

The investment management fee and finance costs are allocated 70% to capital and 30% to revenue. This is in accordance with the Board's expected long-term split of returns, in the form of capital gains and income respectively, from the portfolio. Transaction costs are recognised as capital in the income statement. All other expenses are allocated to revenue in the income statement.

H. Taxation

The liability to corporation tax is based on net revenue for the year, excluding non-taxable dividends. The tax charge is allocated between the revenue and capital account on the marginal basis whereby revenue expenses are matched first against taxable income in the revenue account.

Deferred taxation is recognised in respect of all timing differences that have originated but not reversed at the balance sheet date where transactions or events that result in an obligation to pay more tax or a right to pay less tax in the future have occurred. Timing differences are differences between the Company's taxable profits and its results as stated in the financial statements. Deferred taxation assets are recognised where, in the opinion of the Directors, it is more likely than not that these amounts will be realised in future periods.

A deferred tax asset is only recognised in respect of surplus management expenses, losses on loan relationships and eligible unrelieved foreign tax to the extent that it is probable that the Company will be able to recover them from future taxable revenue.

I. Dividends payable

Dividends are not recognised in the financial statements unless there is an obligation to pay at the balance sheet date. Proposed dividends are recognised in the year in which they are paid to shareholders.

J. Critical accounting estimates and judgements

No critical accounting judgements or estimates were made during the year.

K. Accounting for reserves

The share premium comprises the net proceeds received by the Company following the issue of shares, after deduction of the nominal amount of 25 pence and any applicable issue costs. The capital redemption reserve maintains the equity share capital of the Company and arose from the nominal value of any shares bought back and cancelled; both are non-distributable.

The capital reserve includes the investment holding gains/(losses), being the difference between cost and market value at the balance sheet date. It also includes cumulative realised gains/(losses) and costs related to share buybacks. Capital investment gains and losses are shown in note 9(b) and form part of the capital reserve.

The revenue reserve shows the net revenue retained after payment of any dividends. In accordance with the Articles of Association, distributions by way of a dividend can be made from both the revenue reserve and capital reserve, to the extent they are realised.

L. Shares repurchased and held in treasury

The cost of repurchasing ordinary shares (for cancellation or to hold in treasury) including the related stamp duty and transaction cost is charged to the capital reserve and dealt with in the Statement of Changes in Equity. Share repurchase transactions are accounted for on a trade date basis. Where shares are cancelled (or are subsequently cancelled having previously been held in treasury), the nominal value of those shares is transferred out of Called up share capital and into the Capital redemption reserve. Should shares held in treasury be reissued, the sales proceeds will be treated as a realised capital profit up to the amount of the purchase price of those shares and will be transferred to capital reserves. The excess of the sales proceeds over the purchase price will be transferred to Share premium.

2. INCOME

This note shows the income generated from the portfolio (investment assets) of the Company and income received from any other source.

	2026 £'000	2025 £'000
Income from investments:		
UK dividends	37,936	34,929
UK special dividends	1,675	2,526
Overseas dividends	830	1,222
Interest from money market funds	308	1,980
	40,749	40,657
Other income:		
Deposit interest	1	9
	1	9
Total income	40,750	40,666

No special dividends have been recognised in capital during the year (2025: £702,000).

NOTES TO THE FINANCIAL STATEMENTS / CONTINUED

3. INVESTMENT MANAGEMENT FEE

This note shows the fee due to the Manager. This is calculated and paid monthly.

	2026			2025		
	Revenue £'000	Capital £'000	Total £'000	Revenue £'000	Capital £'000	Total £'000
Investment management fee	1,410	3,291	4,701	1,385	3,231	4,616

Details of the investment management and secretarial agreement are disclosed in the Directors' Report.

For the year ended 31 March 2026, investment management fees of £398,000 (2025: £374,000) were accrued.

4. OTHER EXPENSES

The other expenses⁽ⁱ⁾ of the Company are presented below, those paid to the Directors and the auditors are separately identified.

	2026			2025		
	Revenue £'000	Capital £'000	Total £'000	Revenue £'000	Capital £'000	Total £'000
Other expenses	1,242	19	1,261	1,274	19	1,293
Other expenses include the following:						
Directors' remuneration ⁽ⁱⁱ⁾	172	-	172	182	-	182
Auditors' fees ⁽ⁱⁱⁱ⁾ :						
- for audit of the Company's annual financial statements	55	-	55	53	-	53

The maximum Directors' fees authorised by the Articles of Association are £250,000 per annum.

I. Other expenses include:

- £25,000 (2025: £14,000) of employer's National Insurance payable on Directors' remuneration. As at 31 March 2026, the amounts outstanding on Directors' remuneration and employer's National Insurance was £nil (2025: £52,000); and
- custodian transaction charges of £19,000 (2025: £19,000). These are charged to capital.

II. There were five directors during the year and the Directors' Remuneration Report provides further information on Directors' fees.

III. Auditors' fees include expenses but exclude VAT.

5. FINANCE COSTS

Finance costs arise on any borrowing facilities the Company has used. Borrowing facilities are the £120m notes (2025: £120m notes). Please see Note 12 for additional details of the terms.

	2026			2025		
	Revenue £'000	Capital £'000	Total £'000	Revenue £'000	Capital £'000	Total £'000
Interest payable on borrowings repayable not by instalment:						
- Interest on overdraft facility	-	1	1	2	5	7
- Unsecured Senior Loan Notes repayable after 5 years	893	2,051	2,944	882	2,061	2,943
	893	2,052	2,945	884	2,066	2,950

6. TAXATION

As an investment trust the Company pays no tax on capital gains. As the Company invests principally in UK equities, it has little overseas tax and the overseas tax charge is the result of withholding tax deducted at source. This note also clarifies the basis for the Company having no deferred tax asset or liability.

(a) Tax charge

	2026 £'000	2025 £'000
Overseas taxation	28	78

(b) Reconciliation of tax charge

	2026 £'000	2025 £'000
Return before taxation	78,172	85,526
Theoretical tax at the current UK Corporation Tax rate of 25% (2025: 25%)	19,543	21,382
Effects of:		
- Non-taxable UK dividends	(9,443)	(8,439)
- Non-taxable UK special dividends	(419)	(632)
- Non-taxable overseas dividends	(184)	(310)
- Non-taxable gains on investments	(11,586)	(13,424)
- Non-taxable losses/(gains) on foreign exchange	4	(6)
- Excess of allowable expenses over taxable income	2,080	1,424
- Disallowable expenses	5	5
- Overseas taxation	28	78
Tax charge for the year	28	78

(c) Deferred tax

Owing to the Company's status as an investment company, and the Directors' intention that it continues to meet the conditions required to maintain that approval in the foreseeable future, no deferred tax has been provided on any capital gains and losses arising on the revaluation or disposal of investments.

(d) Factors that may affect future tax changes

The Company has cumulative excess management expenses of £524,667,000 (2025: £516,349,000) that are available to offset future taxable revenue.

A deferred tax asset of £131,167,000 (2025: £129,087,000) at 25% (2025: 25%) has not been recognised in respect of these expenses since the Directors believe that there will be no taxable profits in the future against which the deferred tax assets can be offset.

7. RETURN PER ORDINARY SHARE

Return per share is the amount of gain generated for the financial year divided by the weighted average number of ordinary shares in issue.

The basic revenue, capital and total return per ordinary share is based on each of the returns/loss after taxation and on 139,777,121 (2025: 148,041,467) ordinary shares, being the weighted average number of ordinary shares in issue throughout the year.

NOTES TO THE FINANCIAL STATEMENTS / CONTINUED

8. DIVIDENDS ON ORDINARY SHARES

Dividends represent the distribution of income to shareholders. The Company pays four dividends a year – three interim and one final dividend.

	2026		2025	
	pence	£'000	pence	£'000
Dividends paid and recognised in the year:				
- third interim paid in respect of previous year	7.50	10,822	6.90	10,429
- final paid in respect of previous year	7.50	10,787	6.90	10,390
- first interim paid	7.60	10,553	6.90	10,153
- second interim paid	7.60	10,315	6.90	10,011
	30.20	42,477	27.60	40,983

	2026		2025	
	pence	£'000	pence	£'000
Dividends payable in respect of the year:				
- first interim	7.60	10,553	6.90	10,153
- second interim	7.60	10,315	6.90	10,011
- third interim	8.40	11,059	7.50	10,823
- proposed final	8.40	11,059	7.50	10,823
	32.00	42,986	28.80	41,810

9. INVESTMENTS HELD AT FAIR VALUE

The portfolio comprises investments which are principally listed on a regulated stock exchange or traded on AIM. A very small proportion of investments are valued by the Directors as they are unlisted.

Gains or losses are either:

- realised, usually arising when investments are sold; or
- unrealised, being the difference from cost on those investments still held at the year end.

(a) Analysis of investments by listing status

	2026 £'000	2025 £'000
Investments listed on a recognised investment exchange	1,167,549	1,230,888

(b) Analysis of investment gains:

	2026 £'000	2025 £'000
Opening book cost	1,097,403	976,923
Opening investment holding gains	133,485	229,640
Opening fair value	1,230,888	1,206,563
Movements in year:		
Purchases at cost	261,037	554,028
Sales - proceeds	(370,722)	(583,400)
Gains on investments in the year	46,346	53,697
Closing fair value	1,167,549	1,230,888
Closing book cost	1,075,319	1,097,403
Closing investment holding gains	92,230	133,485
Closing fair value	1,167,549	1,230,888

The Company received £370,722,000 (2025: £583,400,000) from investments sold in the year. The book cost of these investments when they were purchased was £283,121,000 (2025: £433,548,000) realising a gain of £87,601,000 (2025: £149,852,000). These investments have been revalued over time and until they were sold any unrealised profits/losses were included in the fair value of the Investments.

The transaction costs included in gains on investments amount to £1,378,000 (2025: £2,748,000) on purchases and £174,000 (2025: £272,000) for sales.

10. DEBTORS

Debtors are amounts which are due to the Company, such as monies due from brokers for investments sold and income which has been earned (accrued) but not yet received.

	2026 £'000	2025 £'000
Amounts due from brokers	2,495	-
Overseas withholding tax recoverable	1,666	1,409
Income tax recoverable	235	56
Prepayments and accrued income	8,309	7,053
	12,705	8,518

11. OTHER PAYABLES

Creditors are amounts which must be paid by the Company and are split between those payable within 12 months of the balance sheet date and those payable after that time. The main creditors have historically been the long-term debt and bank borrowings. The other creditors include any amounts due to brokers for the purchase of investments, amounts owing on share buybacks awaiting settlement or amounts owed to suppliers (accruals) such as the Manager and auditors.

	2026 £'000	2025 £'000
Share buybacks awaiting settlement	1,311	-
Accruals and deferred income	634	693
	1,945	693

NOTES TO THE FINANCIAL STATEMENTS / CONTINUED

12. UNSECURED SENIOR LOAN NOTES

These creditors are amounts that must be paid, as shown by note 11, but are due more than one year after the balance sheet date.

	2026 £'000	2025 £'000
Unsecured Senior Loan Notes – 2.26% interest rate, maturity 30 September 2037	35,000	35,000
Unsecured Senior Loan Notes – 2.49% interest rate, maturity 30 September 2047	35,000	35,000
Unsecured Senior Loan Notes – 2.53% interest rate, maturity 30 September 2051	20,000	20,000
Unsecured Senior Loan Notes – 2.53% interest rate, maturity 30 September 2057	30,000	30,000
	120,000	120,000

The Unsecured Senior Loan Notes comprise four separate notes. As shown above, each has a fixed interest rate and contracted maturity date when the par value must be repaid. Interest is payable on a semi-annual basis, with equal amounts payable on each of 31 March and 30 September each year. These notes require the net tangible assets of the Company to remain not less than £300m and net borrowings to remain less than 35% of net assets. This requirement was met throughout the year.

13. CALLED UP SHARE CAPITAL

Share capital represents the total number of shares in issue, including treasury shares.

	2026 £'000	2025 £'000
Share capital:		
Ordinary shares of 25 pence each	32,914	36,080
Treasury shares of 25 pence each	16,003	12,837
	48,917	48,917

	2026	2025
Number of ordinary shares in issue:		
Brought forward	144,321,025	151,491,525
Shares bought back and held in treasury	(12,668,000)	(7,170,500)
Carried forward	131,653,025	144,321,025
Number of shares held in treasury:		
Brought forward	51,345,709	44,175,209
Shares bought back into treasury	12,668,000	7,170,500
Carried forward	64,013,709	51,345,709
Total ordinary shares	195,666,734	195,666,734

During the year the Company bought back into treasury 12,668,000 (2025: 7,170,500) ordinary shares at an average price of 806.60p (2025: 747.03p) (including costs).

Since the year end to 19 May 2026 (being the last practicable day prior to the publication of this report), 2,827,500 shares have been bought back into treasury. Note 1L explains the policy on the transaction costs related to the shares repurchased and held in treasury.

The Directors' Report sets out the Company's share capital structure, restrictions and voting rights.

14. RESERVES

This note explains the different reserves attributable to shareholders. The aggregate of the reserves and share capital (see previous note) make up total shareholders' funds.

The share premium comprises the net proceeds received by the Company following the issue of shares, after deduction of the nominal amount of 25 pence and any applicable issue costs. The capital redemption reserve maintains the equity share capital of the Company and arose from the nominal value of any shares bought back and cancelled; both are non-distributable.

The capital reserve includes the investment holding gains/(losses), being the difference between cost and market value at the balance sheet date. It also includes cumulative realised gains/(losses) and costs related to share buybacks. Capital investment gains and losses are shown in note 9(b) and form part of the capital reserve. The distributability of this portion of the reserve has not been analysed as it is complex to determine. This complexity is explained further in ICAEW Technical Release 02/17BL, which offers guidance on realised and distributable profits under the Companies Act 2006.

The revenue reserve and certain amounts of the capital reserve are distributable by way of dividend.

15. NET ASSET VALUE PER ORDINARY SHARE

The Company's total net assets (total assets less total liabilities) are often termed shareholders' funds and are converted into NAV per ordinary share by dividing by the number of shares in issue (excluding treasury shares).

NAV – debt at par value

The shareholders' funds in the balance sheet are accounted for in accordance with accounting standards.

	2026		2025	
	NAV per share pence	Shareholders' funds £'000	NAV per share pence	Shareholders' funds £'000
Shareholders' funds	804.72	1,059,432	780.17	1,125,946
NAV – debt at par	804.72	1,059,432	780.17	1,125,946

A reconciliation showing the NAV per share and Shareholders' funds using debt at fair value is shown in the Alternative Performance Measures.

16. RISK MANAGEMENT, FINANCIAL ASSETS AND LIABILITIES

Financial instruments comprise the Company's investment portfolio, derivative instruments (if any) as well as cash, and any borrowings, debtors and creditors. This note sets out the Company's financial instruments and the risks related to them.

Financial instruments

The Company's financial instruments mainly comprise its investment portfolio and Unsecured Senior Loan Notes as well as its cash, debtors and creditors that arise directly from its operations such as sales and purchases awaiting settlement and accrued income. For the purpose of this note, 'cash' should be taken to comprise cash and cash equivalents as defined in note 1D. The accounting policies in note 1C include criteria for the recognition and the basis of measurement applied for financial instruments. Note 1 also includes the basis on which income and expenses arising from financial assets and liabilities are recognised and measured.

The main financial risks that the Company faces from its financial instruments are market risk, liquidity risk, and credit risk. These are set out below:

Market risk – arising from fluctuations in the fair value or future cash flows of a financial instrument because of changes in market prices. Market risk comprises three types of risk: currency risk, interest rate risk and other price risk:

- **Currency risk** – arising from fluctuations in the fair value or future cash flows of a financial instrument because of changes in foreign exchange rates;
- **Interest rate risk** – arising from fluctuations in the fair value or future cash flows of a financial instrument because of changes in market interest rates; and
- **Other price risk** – arising from fluctuations in the fair value or future cash flows of a financial instrument for reasons other than changes in foreign exchange rates or market interest rates.

Liquidity risk – arising from any difficulty in meeting obligations associated with financial liabilities.

Credit risk – arising from financial loss for a company where the other party to a financial instrument fails to discharge an obligation.

NOTES TO THE FINANCIAL STATEMENTS / CONTINUED

Risk Management Policies and Procedures

The Directors have delegated to the Manager the responsibility for the day-to-day investment activities and management of gearing of the Company as more fully described in the Directors' Report.

The Company invests in equities and other investments for the long-term so as to fulfil its investment policy (incorporating the Company's investment objective). In pursuing its investment objective, the Company is exposed to a variety of risks that could result in either a reduction in the Company's net assets or a reduction of the profits available for dividends. The associated risk management policies are summarised below and have remained substantially unchanged for the two years under review.

16.1 Market Risk

The Company's Manager assesses the Company's exposure when making each investment decision, and monitors the overall level of market risk for the whole of the investment portfolio on an ongoing basis. The Board has meetings in each calendar quarter to assess risk and review investment performance, as disclosed in the Board Responsibilities. Any borrowing to gear the investment portfolio is used to enhance returns but also increases the Company's exposure to market risk and volatility. The Company has the ability to gear using its £120 million Unsecured Senior Loan Notes.

16.1.1 Currency risk

The majority of the Company's assets and liabilities are denominated in sterling. There is some exposure to US dollar, Danish Krone, Swiss franc and the Euro.

16.1.2 Inflation risk

The Company has no assets or liabilities that have direct inflation link properties.

Management of the currency risk

The Manager monitors the Company's direct exposure to foreign currencies on a daily basis and reports to the Board on a regular basis. Forward currency contracts can be used to reduce the Company's exposure to foreign currencies arising naturally from the Manager's choice of securities. All contracts are limited to currencies and amounts commensurate with the assets denominated in currencies. No Forward currency contracts were used during the year (2024: none).

Income denominated in foreign currencies is converted to sterling on receipt. The Company does not use financial instruments to mitigate the currency exposure in the period between the time that income is included in the financial statements and its receipt.

The Company may invest up to 20% of the portfolio in securities listed on non-UK stock exchanges. At the year-end holdings of non-UK securities total £29.0 million (2025: £76.1 million) representing 2.5% (2025: 6.2%) of the portfolio.

Currency exposure

The fair values of the Company's monetary items that had a material currency exposure at 31 March are shown below. Where the Company's equity investments (which are not monetary items) are priced in a foreign currency, they have been included separately in the analysis so as to show the overall level of exposure.

Currency exposure	2026				2025			
	USD £'000	DKK £'000	CHF £'000	EUR £'000	USD £'000	DKK £'000	CHF £'000	EUR £'000
Foreign currency exposure on net monetary items	1,061	18	1,064	584	869	38	988	384
Investments at fair value through profit or loss that are equities	14,972	-	-	14,043	55,389	-	-	20,701
Total net foreign currency exposure	16,033	18	1,064	14,627	56,258	38	988	21,085

The above may not be representative of the exposure to risk during the year, because the levels of foreign currency exposure may change significantly throughout the year.

Currency sensitivity

In respect of the Company's material direct foreign currency exposure to investments denominated in currencies, if sterling had weakened by 1.3% (2025: 2.1%) against the US dollar and for the Euro, 1.3% (2025: 1.2%) for the Swiss franc, 1.9% (2025: 1.2%) and for the Danish Krone, 1.2% (2025: 1.2%) during the year, the capital return and net assets of the Company would have increased for all currency exposures by £0.4 million (2025: £1.4 million). Conversely, if sterling had strengthened to the same extent for the currencies mentioned above, the capital return and net assets of the Company would have decreased by the same amount. The exchange rate variances noted above have been based on market volatility in the year, using the standard deviation of sterling's fluctuation to the applicable currency. This sensitivity takes no account of any impact on the market values of the Company's investments arising from the foreign currency mix of their respective revenues, expenses, assets and liabilities.

16.1.3 Interest rate risk

Interest rate movements will affect the level of income receivable on cash deposits and money market funds, and the interest payable on variable rate borrowings. When the Company has cash balances, they are held on variable rate bank accounts yielding rates of interest dependent on the base rate determined by the custodian, The Bank of New York Mellon (International) Limited.

The Company has Unsecured Senior Loan Notes of £120 million (2025: £120 million). The Unsecured Senior Loan Notes have a fixed interest rate which only exposes the Company to changes in market value in the event that the debt is repaid before maturity. Specifics of the Unsecured Senior Loan Notes are shown in Note 12. The details of their fair value and the effect on net asset value within the Net Asset Value (NAV) – Debt at Fair Value reconciliation is within the Alternative Performance Measures on page 92.

The Company held no fixed income securities during the year (2025: no fixed income securities). As at 31 March 2026 no government bonds (2025: none) were recognised as a Cash and Cash Equivalent on the Balance Sheet.

Interest rate exposure

At 31 March the exposure of financial assets and financial liabilities to interest rate risk is shown by reference to:

- floating interest rates (giving cash flow interest rate risk) – when the interest rate is due to be re-set; and
- fixed interest rates (giving fair value interest rate risk) – when the financial instrument is due for repayment.

	2026				2025			
	Within one year £'000	Between one and five years £'000	After five years £'000	Total £'000	Within one year £'000	Between one and five years £'000	After five years £'000	Total £'000
Exposure to floating interest rates:								
Cash and cash equivalents	1,123	-	-	1,123	7,233	-	-	7,233
Unsecured Senior Loan Notes – debt at par value	-		(120,000)	(120,000)	-		(120,000)	(120,000)
Total exposure to interest rates	1,123	-	(120,000)	(118,877)	7,233	-	(120,000)	(112,767)

16.1.4 Other price risk

Other price risks (i.e. changes in market prices other than those arising from interest rate risk or currency risk) may affect the value of the equity investments, but it is the business of the Manager to manage the portfolio to achieve the best return that he can.

Management of the other price risk

The Directors manage the market price risks inherent in the investment portfolio by meeting regularly to monitor on a formal basis the Manager's compliance with the Company's stated objectives and policies, and to review investment performance.

The Company's portfolio is the result of the Manager's investment process and need not be highly correlated with the Company's benchmark or the market in which the Company invests. The value of the portfolio will not move in line with the market but will move as a result of the performance of the company shares within the portfolio.

If the value of the portfolio fell by 10% at the balance sheet date, the profit after tax for the year and the net assets of the Company would decrease by £116.8 million (2025: £123.1 million). Conversely, if the value of the portfolio rose by 10%, the profit after tax and the net assets of the Company would increase by the same amounts.

NOTES TO THE FINANCIAL STATEMENTS / CONTINUED

16.2 Liquidity risk

Liquidity risk is minimised as the majority of the Company's investments constitute a diversified portfolio of readily realisable securities which can be sold to meet funding commitments as necessary.

Liquidity risk exposure

The contractual maturities of the financial liabilities at the year end, based on the earliest date on which payment can be required, are as follows:

	Three months or less £'000	More than three months but less than one year £'000	More than one year £'000	Total £'000
2026				
Unsecured Senior Loan Notes – debt at par value	–	–	120,000	120,000
Interest on Unsecured Senior Loan Notes	–	2,928	61,717	64,645
Share buybacks awaiting settlement	1,311	–	–	1,311
Accruals and deferred income	634	–	–	634
	1,945	2,928	181,717	186,590

	Three months or less £'000	More than three months but less than one year £'000	More than one year £'000	Total £'000
2025				
Unsecured Senior Loan Notes – debt at par value	–	–	120,000	120,000
Interest on Unsecured Senior Loan Notes	–	2,928	64,645	67,573
Accruals and deferred income	693	–	–	693
	693	2,928	184,645	188,266

16.3 Credit risk

Credit risk encompasses the failure by counterparties to deliver securities which the Company has paid for, or to pay for securities which the Company has delivered, and cash balances. Counterparty risk is minimised by using only approved counterparties. The Company's ability to operate in the short-term may be adversely affected if the Company's custodian suffers insolvency or other financial difficulties. However, with the support of the depositary's restitution obligation the risk of outright credit loss on the investment portfolio is remote. The Board reviews the custodian's annual controls report and the Manager's management of the relationship with the custodian. Cash balances are limited to a maximum of 1% of net assets with any one deposit taker, with only approved deposit takers being used, and a maximum deposit of 6% of net assets in aggregate in liquidity funds with credit ratings of AAAM (or equivalent). These limits are at the discretion of the Board and are reviewed on a regular basis. The investment policy also allows for UK Government Treasuries to be held. Such holdings are recorded as cash equivalents if they meet the criteria set out in Note 1D.

16.4 Custody risk

All investment assets are held in custody by The Bank of New York Mellon (International) Limited in accounts segregated from the bank's own assets.

17. CLASSIFICATION UNDER FAIR VALUE HIERARCHY

The values of the financial assets and financial liabilities are carried either at their fair value (investments), or at a reasonable approximation of fair value (amounts due from brokers, dividends receivable, accrued income, amounts due to brokers, accruals and cash).

Fair Value Hierarchy Disclosures

All except two of the Company's portfolio of investments are in the Level 1 category as defined in FRS 102 as amended for fair value hierarchy disclosures (March 16). The three levels set out in this follow.

Level 1 – the unadjusted quoted price in an active market for identical assets or liabilities that the entity can access at the measurement date.

Level 2 – Inputs other than quoted prices included within Level 1 that are observable (i.e. developed using market data) for the asset or liability, either directly or indirectly.

Level 3 – Inputs are unobservable (i.e. for which market data is unavailable) for the asset or liability.

Categorisation within the hierarchy is determined on the basis of the lowest level input that is significant to the fair value measurement of each relevant asset/liability.

The valuation techniques used by the Company are explained in the accounting policies note.

	2026			
	Level 1 £'000	Level 2 £'000	Level 3 £'000	Total £'000
Financial assets designated at fair value through profit or loss:				
Quoted investments:				
Equities and preference shares	1,167,549	-	-	1,167,549
Total for financial assets	1,167,549	-	-	1,167,549

	2025			
	Level 1 £'000	Level 2 £'000	Level 3 £'000	Total £'000
Financial assets designated at fair value through profit or loss:				
Quoted Investments:				
Equities and preference shares	1,230,888	-	-	1,230,888
Total for financial assets	1,230,888	-	-	1,230,888

The book cost and fair value of Unsecured Senior Loan Notes, are as follows:

	2026		2025	
	Book Value £'000	Fair Value £'000	Book Value £'000	Fair Value £'000
Unsecured Senior Loan Notes	120,000	65,590	120,000	66,611
	120,000	65,590	120,000	66,611

Incorporating the fair value of the Unsecured Senior Loan Notes, results in the increase of the net asset value per ordinary share to 846.04p (2025: 817.16p).

NOTES TO THE FINANCIAL STATEMENTS / CONTINUED

18. CAPITAL MANAGEMENT

The Company's total capital employed at 31 March 2026 was £1,179,432,000 (2025: £1,245,946,000) comprising borrowings of £120,000,000 (2025: £120,000,000) and equity share capital and other reserves of £1,059,432,000 (2025: £1,125,946,000).

The Company's total capital employed is managed to achieve the Company's objective and investment policy as set out on page 2 to 4, including that borrowings may be used to provide gearing of the equity portfolio up to the maximum authorised by shareholders, currently 25% of net assets. Net gearing was 5.8% (2025: 5.0%) at the balance sheet date. The Company's policies and processes for managing capital were unchanged throughout the year and the preceding year.

The main risks to the Company's investments are shown in the Strategic Report under the 'Principal Risks and Uncertainties' section. These also explain that the Company is able to use borrowings to gear and that gearing will amplify the effect on equity of changes in the value of the portfolio.

The Board can also manage the capital structure directly since it has taken the powers, which it is seeking to renew, to issue and buyback shares and it also determines dividend payments.

The Company is subject to externally imposed capital requirements with respect to the obligation and ability to pay dividends by section 1158 Corporation Tax Act 2010 and by the Companies Act 2006, respectively. The Board regularly monitors, and has complied with, the externally imposed capital requirements. This is unchanged from the prior year. As detailed in note 11 and note 12, current borrowings comprise the Unsecured Senior Loan Notes.

19. CONTINGENCIES, GUARANTEES AND FINANCIAL COMMITMENTS

There were no contingencies, guarantees or other financial commitments of the Company as at 31 March 2026 (2025: nil).

20. RELATED PARTY TRANSACTIONS AND TRANSACTIONS WITH MANAGER

A related party is a company or individual who has direct or indirect control or who has significant influence over the Company. Under accounting standards, the Manager is not a related party.

Under UK GAAP, the Company has identified the Directors as related parties. The Directors' remuneration and interests have been disclosed in the annual report with additional disclosure in note 4. No other related parties have been identified.

Details of the Manager's services and fees are disclosed in the Directors' Report and in note 3.

21. POST BALANCE SHEET EVENTS

There are no significant events after the end of the reporting period requiring disclosure.

Other Information for Shareholders



Notice of Annual General Meeting

This document is important and requires your immediate attention.

If you are in any doubt as to what action to take, you should consult your stockbroker, solicitor, accountant or other appropriate independent professional advisor authorised under the Financial Services and Markets Act 2000. If you have sold or otherwise transferred all your shares in The Edinburgh Investment Trust plc, please forward this document and the accompanying Form of Proxy to the person through whom the sale or transfer was effected, for transmission to the purchaser or transferee.

NOTICE OF ANNUAL GENERAL MEETING

Notice is hereby given that the one hundred and thirty fifth Annual General Meeting of The Edinburgh Investment Trust plc will be held at The Balmoral Hotel, Edinburgh, EH2 2EQ, at 11:00 a.m. on 21 July 2026.

The 2026 AGM will be held in person and voting will be by way of a poll. A recording of the 2026 AGM will be available on the Company's website as soon as practicable after the conclusion of the AGM for anyone unable to attend in person. If you wish to appoint a proxy and for them to attend the Annual General Meeting on your behalf, please contact MUFG Corporate Markets on telephone number 0371 664 0300* and +44 (0) 371 664 0300 (international).

*Lines are open from 9.00 a.m. to 5.30 p.m. Monday to Friday, excluding public holidays in England and Wales. Calls are charged at the standard geographic rate and will vary by provider. Calls outside the UK will be charged at the applicable international rate.

AGM VOTING

Shareholders are encouraged to vote by proxy and to appoint the "Chair of the Meeting" as their proxy. Details of how to vote, either electronically, by proxy form or through CREST or Proxymity, can be found in the Notes to the Notice of AGM on 86 and 87.

The AIC has also recently published guidance to assist investors who hold their investment trust shares on platforms with voting: <https://www.theaic.co.uk/how-to-vote-your-shares>

The results of the AGM will be announced to the London Stock Exchange and placed on the Company's website, as soon as practicable after the conclusion of the AGM.

ORDINARY BUSINESS

To consider and, if thought fit, to pass the following resolutions all of which will be proposed as Ordinary Resolutions.

1. To receive and consider the Annual Financial Report for the year ended 31 March 2026;
2. To approve the Annual Statement and Report on Remuneration for the year ended 31 March 2026;
3. To declare a final dividend on the ordinary shares for the year ended 31 March 2026;
4. To authorise the Directors to declare and pay four interim dividends for the year ending 31 March 2027;
5. To re-elect Steven Baldwin as a Director of the Company;
6. To re-elect Elisabeth Stheeman as a Director of the Company;
7. To re-elect Patrick Edwardson as a Director of the Company;
8. To re-elect Aidan Lisser as a Director of the Company;
9. To re-elect Annabel Tagoe-Bannerman as a Director of the Company;
10. To re-appoint PricewaterhouseCoopers LLP as auditors of the Company; and
11. To authorise the Audit Committee to determine the remuneration of the auditors.

SPECIAL BUSINESS

To consider and, if thought fit, to pass the following resolutions of which resolution 12 will be proposed as an Ordinary Resolution and resolutions 13 to 15 as Special Resolutions:

12. That:

the Directors be generally and unconditionally authorised in accordance with section 551 of the Companies Act 2006 (the "Act") to exercise all the powers of the Company to allot ordinary shares up to 12,882,552 (representing approximately 10% of the ordinary shares in issue as at the date of this Notice, excluding treasury shares) or, if changed, 10% of the ordinary shares in issue immediately following the passing of this resolution, such authority to expire at conclusion of the Company's AGM to be held in 2027, or 15 months from the date of passing this resolution, whichever is the earlier, unless renewed, varied or revoked by the Company in a general meeting, save that the Company may, at any time prior to the expiry of such authority, make an offer or enter into an agreement which would or might require ordinary shares to be allotted in pursuance of such offer or agreement as if such authority had not expired. This resolution revokes and replaces all unexercised authorities previously granted to the Directors to allot ordinary shares but without prejudice to any allotment of ordinary shares or grant of rights made, offered or agreed to be made pursuant to such authorities.

13. That:

subject to the passing of resolution number 12 set out in the notice of this meeting (the 'Section 551 Resolution') and in substitution for any existing authority under sections 570 and 573 of the Companies Act 2006 (the 'Act') but without prejudice to the exercise of any such authority prior to the date of this resolution, the Directors be and are hereby empowered, in accordance with sections 570 and 573 of the Act as amended from time to time prior to the date of the passing of this resolution to allot equity securities (within the meaning of section 560(1), (2) and (3) of the Act) for cash, either pursuant to the authority given by the Section 551 Resolution or (if such allotment constitutes the sale of relevant shares which, immediately before the sale, were held by the Company as treasury shares) otherwise, as if section 561 of the Act did not apply to any such allotment, provided that this power shall be limited:

- (a) to the allotment of equity securities in connection with a rights issue in favour of all holders of a class of equity securities where the equity securities attributable respectively to the interests of all holders of securities of such class are either proportionate (as nearly as may be) to the respective numbers of relevant equity securities held by them or are otherwise allotted in accordance with the rights attaching to such equity securities (subject in either case to such exclusions or other arrangements as the Directors may deem necessary or expedient in relation to fractional entitlements or legal, regulatory or practical problems under the laws of, or the requirements of, any regulatory body or any stock exchange in any territory or otherwise); and
- (b) to the allotment (otherwise than pursuant to a rights issue) of equity securities up to 12,882,552 ordinary shares (representing approximately 10% of the ordinary shares in issue as at the date of this Notice, excluding treasury shares).

and this power shall expire at the conclusion of the next Annual General Meeting of the Company or the date fifteen months after the passing of this resolution, whichever is the earlier, unless the authority is renewed or revoked at any other general meeting prior to such time, but so that this power shall allow the Company to make offers or agreements before the expiry of this power which would or might require equity securities to be allotted after such expiry as if the power conferred by this resolution had not expired; and so that words and expressions defined in or for the purposes of Part 17 of the Act shall bear the same meanings in this resolution.

14. That:

the Company be generally and subject as hereinafter appears unconditionally authorised in accordance with section 701 of the Companies Act 2006 (the 'Act') to make market purchases (within the meaning of section 693(4) of the Act) of the issued ordinary shares of 25p each in the capital of the Company ('Shares').

Provided always that:

- (a) the maximum number of Shares hereby authorised to be purchased shall be 19,310,946 ordinary shares (being 14.99% of the issued ordinary share capital of the Company excluding shares held in treasury as at the date of this Notice);
- (b) the minimum price which may be paid for a Share shall be 25p;
- (c) the maximum price which may be paid for a Share must not be more than the higher of: (i) 5 per cent. above the average of the mid-market values of the Shares for the five business days before the purchase is made; and (ii) the higher of the price of the last independent trade in the Shares and the highest then current independent bid for the Shares on the London Stock Exchange;
- (d) any purchase of Shares will be made in the market for cash at prices below the prevailing net asset value per Share (as determined by the Directors);
- (e) the authority hereby conferred shall expire at the conclusion of the next Annual General Meeting of the Company or the date fifteen months after the passing of this resolution, whichever is the earlier, unless the authority is renewed or revoked at any other general meeting prior to such time;
- (f) the Company may make a contract to purchase Shares under the authority hereby conferred prior to the expiry of such authority which will or may be executed wholly or partly after the expiration of such authority and may make a purchase of Shares pursuant to any such contract; and
- (g) any shares so purchased shall be cancelled, or, if the Directors so determine and subject to the provisions of section 724 to 731 of the Companies Act 2006 and any applicable regulations of the United Kingdom Listing Authority, be held (or otherwise dealt with in accordance with section 727 or 729 of the Companies Act 2006) as treasury shares.

15. That:

the period of notice required for general meetings of the Company (other than AGMs) shall be not less than 14 days.

The resolutions are explained further in the Directors' Report on pages 52 and 53.

NOTICE OF ANNUAL GENERAL MEETING / CONTINUED

Notes

1. The 2026 AGM will be held in person and voting will be by way of a poll. Shareholders should continue to monitor the Company's website at **www.edinburgh-investment-trust.co.uk** and our announcements for any updates in relation to the meeting.
2. A member entitled to attend and vote at the AGM is entitled to appoint one or more proxies to attend, speak and vote in his stead. A proxy need not be a member of the Company. In order to be valid an appointment of proxy must be returned by one of the following methods:
 - via MUFG Corporate Markets website <https://uk.investorcentre.mpms.mufg.com/> or via the Investor Centre app; or
 - in hard copy form by post, by courier or by hand to the Company's Registrars, MUFG Corporate Markets, PXS 1, Central Square, 29, Wellington Street, Leeds, LS1 4DL; or
 - in the case of CREST members, by utilising the CREST electronic proxy appointment service in accordance with the procedures set out below and in each case, to be received by the Company not less than 48 hours before the time of the meeting. Any amended proxy appointment must be received by this time.

If you are an institutional investor you may be able to appoint a proxy electronically via the Proxymity platform, a process which has been agreed by the Company and approved by the Registrar. For further information regarding Proxymity, please go to **www.proxymity.io**. Your proxy must be lodged by 11:00 a.m. on 17 July 2026 in order to be considered valid or, if the meeting is adjourned, by the time which is 48 hours before the time of the adjourned meeting. Before you can appoint a proxy via this process, you will need to have agreed to Proxymity's associated terms and conditions. It is important that you read these carefully as you will be bound by them and they will govern the electronic appointment of your proxy. An electronic proxy appointment via the Proxymity platform may be revoked completely by sending an authenticated message via the platform instructing the removal of your proxy vote.

3. Shareholders can vote electronically via the Investor Centre, a free app for smartphone and tablet provided by MUFG Corporate Markets (the Company's Registrar). It allows you to securely manage and monitor your shareholdings in real time, take part in online voting, keep your details up to date, access a range of information including payment history and much more. The app is available to download on both the Apple App Store and Google Play, or by scanning the relevant QR code below. Alternatively, you may access the Investor Centre via a web browser at: <https://uk.investorcentre.mpms.mufg.com/>.



4. CREST members who wish to appoint a proxy by utilising the CREST electronic proxy appointment service may do so by utilising the procedures described in the CREST Manual. CREST Personal Members or other CREST sponsored members, and those CREST members who have appointed a voting service provider(s), should refer to their CREST sponsor or voting service provider(s) who will be able to take the appropriate action on their behalf. In order for a proxy appointment made by means of CREST to be valid, the appropriate CREST message (a 'CREST Proxy Instruction') must be properly authenticated in accordance with Euroclear UK & International Limited's specifications and must contain the information required for such instructions, as described in the CREST Manual. The message, regardless of whether it relates to the appointment of a proxy or to an amendment to the instruction given to a previously appointed proxy must, in order to be valid, be transmitted so as to be received by the issuer's agent (ID RA10) by the latest time(s) for receipt of proxy appointments specified in this document. For this purpose, the time of receipt will be taken to be the time (as determined by the time stamp applied to the message by the CREST Applications Host) from which the issuer's agent is able to retrieve the message by enquiry to CREST in the manner prescribed by CREST. After this time any changes of instructions to proxies through CREST should be communicated to the appointee through other means.

The Company may treat as invalid a CREST Proxy Instruction in the circumstances set out in Regulation 35(5)(a) of the Uncertificated Securities Regulations 2001. CREST members and, where applicable, their CREST sponsors or voting service provider(s) should note that Euroclear UK & International Limited does not make available special procedures in CREST for any particular messages. Normal system timings and limitations will therefore apply in relation to the input of CREST Proxy Instructions. It is the responsibility of the CREST member concerned to take or, if the CREST member is a CREST personal member or sponsored member or has appointed a voting service provider(s), to procure that his CREST sponsor or voting service provider(s) take(s), such action as shall be necessary to ensure that a message is transmitted by means of the CREST system by any particular time. In this connection, CREST members and, where applicable, their CREST sponsors or voting service providers are referred, in particular, to those sections of the CREST Manual concerning practical limitations of the CREST system and timings. The CREST Manual can be reviewed at **www.euroclear.com**.

5. A form of proxy is enclosed.

To be effective, the form of proxy, duly completed and executed, together with any power of attorney or other authority under which it is signed (or a notarially certified copy thereof) must be lodged at the office of the Company's Registrars, MUFG Corporate Markets, PXS 1, Central Square, 29, Wellington Street, Leeds, LS1 4DL by no later than 11:00 a.m. on 17 July 2026. Unless otherwise indicated on the Form of Proxy, CREST, Proxymity or any other electronic voting instruction, the proxy will vote as they think fit or, at their discretion, withhold from voting.

6. A person entered on the Register of Members at close of business on 17 July 2026 (a 'member') is entitled to vote at the Meeting pursuant to Regulation 41 of the Uncertificated Securities Regulations 2001. Any changes to the Register of Members after such time and date shall be disregarded in determining the rights of any person to vote at the Meeting. If the Meeting is adjourned, entitlement to vote at the adjourned meeting, and the number of votes which may be cast thereat, will be determined by reference to the Company's register of members 48 hours before the time fixed for the adjourned meeting.
7. The Terms of Reference of the Audit, Management Engagement and Nomination Committees and the Letters of Appointment for Directors will be available for inspection at the website of the Company at **www.edinburgh-investment-trust.co.uk**.
8. A copy of the Company's Articles of Association is available for inspection at the website of the Company at **www.edinburgh-investment-trust.co.uk**.
9. Any person to whom this Notice is sent who is a person nominated under section 146 of the Companies Act 2006 to enjoy information rights (a 'Nominated Person') may have a right, under an agreement between him/her and the shareholder by whom he/she was nominated, to be appointed (or to have someone else appointed) as a proxy for the meeting. If a Nominated Person has no such proxy appointment right or does not wish to exercise it, he/she may have a right, under such an agreement, to give instructions to the shareholder as to the exercise of voting rights.
- The statement of the above rights of the shareholders in relation to the appointment of proxies does not apply to Nominated Persons. Those rights can only be exercised by shareholders of the Company.
10. Any corporation which is a member can appoint one or more corporate representatives who may exercise on its behalf all of its powers as a member provided that they do not do so in relation to the same shares.
11. You may not use any electronic address (within the meaning of section 333(4) of the Companies Act 2006) provided in this Notice (or in any related documents including the proxy form) to communicate with the Company for any purposes other than those expressly stated.
12. As at 19 May 2026 (being the last practicable day prior to the publication of this Notice) the Company's issued share capital consists of 195,666,734 ordinary shares of 25p each carrying one vote each. 66,841,209 ordinary shares held in treasury, therefore, the total voting rights in the Company as at that date are 128,825,525.
13. A copy of this notice (which is at the back of the annual financial report), and other information required by section 311A of the Companies Act 2006, can be found at **www.edinburgh-investment-trust.co.uk**.
14. Shareholders should note that it is possible that, pursuant to requests made by members of the Company under section 527 of the Companies Act 2006, the Company may be required to publish on a website a statement setting out any matter relating to: (i) the audit of the Company's financial statements (including the auditor's report and the conduct of the audit) that are to be laid before the AGM for the financial year beginning on 1 April 2025; or (ii) any circumstance connected with auditors of the Company appointed for the financial year beginning on 1 April 2025 ceasing to hold office since the previous meeting at which the annual financial report was laid in accordance with section 437 of the Companies Act 2006 (in each case) that the members propose to raise at the relevant AGM.
- The Company may not require the members requesting any such website publication to pay its expenses in complying with sections 527 or 528 of the Companies Act 2006. Where the Company is required to place a statement on a website under section 527 of the Companies Act 2006, it must forward the statement to the Company's auditors not later than the time when it makes the statement available on the website. The business which may be dealt with at the AGM includes any statement that the Company has been required under section 527 of the Companies Act 2006 to publish on a website.

Shareholder Information

HOW TO INVEST IN THE EDINBURGH INVESTMENT TRUST PLC (THE COMPANY)

The Company's shares are quoted on the London Stock Exchange. There are a variety of ways by which investors can buy the shares. Shares may be purchased through discretionary wealth managers, banks, independent financial advisors and via a large number of execution-only trading platforms. The Manager's website contains a list of some of the larger dealing platforms as well as a link to unbiased.co.uk, for those seeking financial advice, and to the AIC's website at www.theaic.co.uk for detailed information on investment companies.

SHARE PRICE

The price of your ordinary shares can be found in the Financial Times, Daily Telegraph, The Scotsman and The Times.

In addition, share price information can be found at the London Stock Exchange website using the EDIN ticker code, on the website of most share dealing platforms and on the Company's own website www.edinburgh-investment-trust.co.uk.

NAV PUBLICATION

The NAV of the Company's ordinary shares is calculated by the Manager on a daily basis and is notified to the Stock Exchange on the next business day. It is published daily in the newspapers detailed above.

COMPANY'S WEBSITE

Information relating to the Company including investment objective, supporting philosophy and investment performance along with news, opinions, disclosures, results and key information documents can be found on the Company's website www.edinburgh-investment-trust.co.uk.

The contents of websites referred to in this document, or accessible from links within those websites, are not incorporated in to, nor do they form part of this annual financial report.

FINANCIAL CALENDAR

In addition, the Company publishes information according to the following calendar:

ANNOUNCEMENTS

Annual financial report	May
Half-yearly financial report	November

LONDON RETAIL SHAREHOLDER EVENT

The Company invites shareholders to a retail presentation by the Portfolio Managers, Imran Sattar and Emily Barnard, and to meet with the Directors. The event will be held on 8 October 2026.

Please note this is a non-voting meeting.

DIVIDEND PAYABLE TIMETABLE

1st interim	November
2nd interim	February
3rd interim	May
4th interim	August

ANNUAL GENERAL MEETING

July

YEAR END

31 March

LOCATION OF AGM

The one hundred and thirty sixth Annual General Meeting of the Company will be held at The Balmoral Hotel, Edinburgh, EH2 2EQ on 21 July 2026 at 11:00 am.

UK GENERAL DATA PROTECTION REGULATION (UK GDPR)

UK GDPR is a positive step towards individuals knowing how their personal data is used and also having more control over how it is used. The Company has a privacy notice which sets out what personal data is collected, and how and why it is used. The latest privacy notice can be found at www.edinburgh-investment-trust.co.uk under the 'Other Documents' section, or a copy can be obtained from the Company Secretary whose correspondence address is shown on the next page.

Directors, Advisors and Principal Service Providers

DIRECTORS

Elisabeth Stheeman, Chair
 Aidan Lisser, Senior Independent Director
 Steve Baldwin, Audit Committee Chair
 Patrick Edwardson, Management Engagement Committee Chair
 Annabel Tagoe-Bannerman

REGISTERED OFFICE

First Floor
 9 Haymarket Square
 Edinburgh EH3 8RY

COMPANY NUMBER

Registered in Scotland.
 Number: SC001836

ALTERNATIVE INVESTMENT FUND MANAGER (MANAGER)

Liontrust Fund Partners LLP
 2 Savoy Court
 London WC2R 0EZ
 ☎ 020 7412 1700

COMPANY SECRETARY

NSM Funds (UK) Limited
 4th Floor 46-48 James Street
 London W1U 1EZ
 ☎ 0203 697 5772

THE ASSOCIATION OF INVESTMENT COMPANIES

The Company is a member of the Association of Investment Companies.

Contact details are as follows:

☎ 020 7282 5555

Email: enquiries@theaic.co.uk / Website: www.theaic.co.uk

LEGAL ADVISOR

Dentons UK and Middle East LLP
 First Floor
 9 Haymarket Square
 Edinburgh
 EH3 8RY

INDEPENDENT AUDITORS

PricewaterhouseCoopers LLP
 7 More London Riverside
 London SE1 2RT

DEPOSITARY AND CUSTODIAN

The Bank of New York Mellon (International) Limited
 160 Queen Victoria Street
 London EC4V 4LA

BANKER

The Bank of New York Mellon
 160 Queen Victoria Street
 London EC4V 4LA

CORPORATE BROKER

Investec Bank plc
 30 Gresham Street
 London EC2V 7QP

REGISTRAR

MUFG Corporate Markets
 Central Square
 29 Wellington Street
 Leeds
 LS1 4DL

If you hold your shares direct and not through a Savings Scheme or ISA and have queries relating to your shareholding, you should contact the Registrars on:

☎ 0371 664 0300

Calls are charged at the standard geographic rate and will vary by provider.

From outside the UK: +44 371 664 0300. Calls from outside the United Kingdom will be charged at the applicable international rate. Lines are open from 9.00am to 5.30pm, Monday to Friday (excluding UK Public Holidays).

Shareholders can also access their holding details via MUFG Corporate Market's website:

<https://uk.investorcentre.mpms.mufg.com/>

MUFG Corporate Markets provide an on-line and telephone share dealing service to existing shareholders who are not seeking advice on buying or selling. This service is available at <https://dealing.cm.mpms.mufg.com> or

☎ 0371 664 0445.

Calls are charged at the standard geographic rate and will vary by provider.

From outside the UK: +44 (0) 371 664 0445. Calls from outside the UK will be charged at the applicable international rate. Lines are open from 8.00am to 5.30pm, Monday to Friday (excluding UK Public Holidays).

Glossary of Terms and Alternative Performance Measures (“APM”)

An APM is a measure of performance or financial position that is not defined in applicable accounting standards and cannot be directly derived from the financial statements. The calculations shown in the corresponding tables are for the financial years ended 31 March 2026 and 31 March 2025. The APMs listed here are widely used in reporting within the investment company sector and consequently aid comparability, providing useful additional information.

BENCHMARK (OR BENCHMARK INDEX)

A standard against which performance can be measured, usually an index that averages the performance of companies in a stock market or a segment of the market. The benchmark most often referred to in this annual financial report is the FTSE All-Share Index.

BENCHMARK RETURN

Total return on the benchmark is on a mid-market value basis, assuming all dividends received were reinvested, without transaction costs, into the shares of the underlying companies at the time the shares were quoted ex-dividend.

DISCOUNT OR PREMIUM (APM)

Discount is a measure of the amount by which the mid-market price of an investment company share is lower than the underlying net asset value of that share. Conversely, Premium is a measure of the amount by which the mid-market price of an investment company share is higher than the underlying net asset value of that share. In this annual financial report the discount is expressed as a percentage of the NAV per share with debt at fair value (see reconciliation of NAV per share with debt at fair value within the Net Asset Value (NAV) Debt at Fair Value reconciliation within the Alternative Performance Measures on page 92) and is calculated according to the formula set out below. If the shares are trading at a premium the result of the below calculation will be positive and if they are trading at a discount it will be negative.

	Page		2026	2025
Share price	6	a	773.00p	740.00p
Net asset value per share - debt at market value (note 17)	6	b	846.04p	817.16p
Discount		$c = (a-b)/b$	(8.6)%	(9.4)%

DIVIDEND YIELD

The annual dividend payable expressed as a percentage of the year end share price.

	Page		2026	2025
Dividends per share payable in respect of the year (note 8)	6	a	32.00p	28.80p
Share price	6	b	773.00p	740.00p
Dividend yield		$c = a/b$	4.1%	3.9%

GEARING

The gearing percentage reflects the amount of borrowings that a company has invested. This figure indicates the extra amount by which net assets, or shareholders' funds, would move if the value of a company's investments were to rise or fall. A positive percentage indicates the extent to which net assets are geared; a nil gearing percentage, or 'nil', shows a company is ungeared. A negative percentage indicates that a company is not fully invested and is holding net cash as described below.

There are several methods of calculating gearing and the following has been used in this report:

GROSS GEARING (APM)

This reflects the amount of gross borrowings in use by a company and takes no account of any cash balances. It is based on gross borrowings as a percentage of net assets.

	Page		2026 £'000	2025 £'000
Unsecured Senior Loan Notes - debt at fair value	81		65,590	66,611
Gross borrowings		a	65,590	66,611
Net asset value - debt at fair value APM	92	b	1,113,842	1,179,335
Gross gearing		c = a/b	5.9%	5.6%

NET GEARING OR NET CASH (APM)

Net gearing reflects the amount of net borrowings invested, i.e. borrowings less cash and cash equivalents (incl. investments in money market funds). It is based on net borrowings as a percentage of net assets. Net cash reflects the net exposure to cash and cash equivalents, as a percentage of net assets, after any offset against total borrowings.

	Page		2026 £'000	2025 £'000
Unsecured Senior Loan Notes - debt at fair value	81		65,590	66,611
Less: cash and cash equivalents	67		(1,123)	(7,233)
Net borrowings		a	64,467	59,378
Net asset value - debt at fair value APM	92	b	1,113,842	1,179,335
Net gearing		c = a/b	5.8%	5.0%

LEVERAGE

Leverage, for the purposes of the UK AIFM Directive is not synonymous with gearing as defined above. In addition to borrowings, it encompasses anything that increases the Company's exposure, including foreign currency and exposure gained through derivatives. Leverage expresses the Company's exposure as a ratio of the Company's net asset value.

Accordingly, if a Company's exposure was equal to its net assets it would have leverage of 100%. Two methods of calculating such exposure are set out in the AIFMD, gross and commitment. Under the gross method, exposure represents the aggregate of all the Company's exposures other than cash balances held in base currency and without any offsetting. The commitment method takes into account hedging and other netting arrangements designed to limit risk, offsetting them against the underlying exposure.

NET ASSET VALUE (NAV)

Also described as shareholders' funds, the NAV is the aggregate value of all assets less all liabilities. Liabilities for this purpose include debt, deducted at either par value or fair value as described in more detail below. The NAV per share is calculated by dividing the net asset value by the number of ordinary shares in issue (excluding shares held in treasury).

NET ASSET VALUE (NAV) - DEBT AT PAR

The NAV with debt at par recognises the value of the debt liability as the nominal amount that will be repaid at maturity. For the £120m Unsecured Senior Loan Notes, this recognises a liability of £120m. This is the basis used in the preparation of the Balance Sheet on page 67.

GLOSSARY OF TERMS AND ALTERNATIVE PERFORMANCE MEASURES (“APM”) / CONTINUED

NET ASSET VALUE (NAV) – DEBT AT FAIR VALUE

The fair value of each tranche of the £120m Unsecured Senior Loan Notes is ascertained by the administrator by aggregating the discounted value of future cashflows, being the contractual interest payments and the repayment of capital at maturity as each falls due. The discount factor used for each tranche is based on the market yield of UK Treasuries with similar maturity dates adjusted to incorporate a credit spread.

The net asset value per share adjusted to include the Unsecured Senior Loan Notes at fair value rather than at par is as follows:

	NAV per share pence 2026	Shareholders' funds £'000	NAV per share pence 2025	Shareholders' funds £'000
NAV - debt at par	804.72	1,059,432	780.17	1,125,946
Unsecured Senior Loan Notes	91.15	120,000	83.15	120,000
- debt at fair value	(49.83)	(65,590)	(46.16)	(66,611)
NAV - debt at fair value	846.04	1,113,842	817.16	1,179,335

ONGOING CHARGES RATIO (APM)

The ongoing administrative costs of operating the Company are encapsulated in the ongoing charges ratio, which is calculated in accordance with guidance issued by the AIC. The calculation incorporates charges allocated to capital in the financial statements as well as those allocated to revenue, but excludes non-recurring costs, transaction costs of investments, finance costs, taxation, and the costs of buying back or issuing shares. The ongoing charges ratio is the aggregate of these costs expressed as a percentage of the average daily net asset value reported in the year.

	Page	2026 £'000	2025 £'000
Investment management fee	65	4,701	4,616
Other expenses	65	1,261	1,293
Total recurring expenses		a 5,962	5,909
Average daily net assets		b 1,152,271	1,169,201
Ongoing charges ratio %	c = a/b	0.52%	0.51%

RETURN

The return generated in a period from the investments including the increase and decrease in the value of investments over time and the income received.

CAPITAL RETURN

Reflects the return on NAV, from the increase and decrease in the value of investments, but excluding any dividends reinvested.

TREASURY SHARES

Shares previously issued by a Company that have been bought back from shareholders to be held by the Company for potential sale or cancellation at a later date. Such shares are not capable of voting and carry no rights to dividends.

TOTAL RETURN

Total return is the theoretical return to shareholders that measures the combined effect of any dividends paid together with the rise or fall in the share price or NAV. In this half-yearly financial report these return figures have been sourced from Refinitiv who calculate returns on an industry comparative basis.

NET ASSET VALUE TOTAL RETURN (APM)

Total return on net asset value per share, with debt at fair value, assuming dividends paid by the Company were reinvested into the shares of the Company at the NAV per share at the time the shares were quoted ex-dividend.

SHARE PRICE TOTAL RETURN (APM)

Total return to shareholders, on a mid-market price basis, assuming all dividends received were re-invested, without transaction costs, into the shares of the Company at the time the shares were quoted ex-dividend.

2026	Page		Net Asset Value	Share Price
As at 31 March 2026	6		846.04p	773.00p
As at 31 March 2025	6		817.16p	740.00p
Change in year		a	3.5%	4.5%
Impact of dividend reinvestments ⁽¹⁾		b	3.7%	4.0%
Total return for the year		c = a+b	7.2%	8.5%

2025	Page		Net Asset Value	Share Price
As at 31 March 2025	6		817.16p	740.00p
As at 31 March 2024	7		779.97p	690.00p
Change in year		a	4.8%	7.2%
Impact of dividend reinvestments ⁽¹⁾		b	3.5%	4.1%
Total return for the year		c = a+b	8.3%	11.3%

(1) Total dividends paid during the year of 30.20p (2025: 27.60p) reinvested at the NAV or share price on the ex-dividend date. Share price increases subsequent to the reinvestment date consequently further increase the returns, or vice versa if the NAV or share price falls.

COMPANY NAME

The Edinburgh Investment Trust plc is registered at Companies House as The Edinburgh Investment Trust Public Limited Company.

Alternative Investment Fund Managers Directive Disclosure

ALTERNATIVE INVESTMENT FUND MANAGER AND UK AIFM DIRECTIVE

UK AIFM DIRECTIVE (the UK AIFMD, the Directive)

The UK's implementation of Directive 2011/61/EU of the European Parliament and of the Council of 8 June 2011 on Alternative Investment Fund Managers, together with Commission Delegated Regulation (EU) No. 231/2013 which forms part of UK law by virtue of the European Union (Withdrawal) Act 2018, and any transposing legislation incorporating the same into UK law (including, but not limited to, the UK Alternative Investment Fund Managers Regulations 2013 (SI 2013/1773), as amended by The Alternative Investment Fund Managers (Amendment etc.) (EU Exit) Regulations 2019), all as may be amended or supplemented from time to time.

ALTERNATIVE INVESTMENT FUND MANAGER (AIFM, THE MANAGER, THE PORTFOLIO MANAGERS)

The Company falls within the definition of an Alternative Investment Fund (AIF) under the Directive and, as such, is required to have (or be) an authorised AIFM. The Company has appointed Liontrust Fund Partners LLP (Liontrust) as AIFM. Liontrust is authorised and regulated by the FCA as a full-scope AIFM.

The responsibility for the day-to-day investment management activities of the Company has been delegated by AIFM to Liontrust Investment Partners LLP.

Amongst other things, regulations implementing the UK AIFMD require certain information to be provided to prospective investors. This information can be found in the Company's page of the Manager's website (www.liontrust.com) in a downloadable document titled 'AIFMD Investor Information'. There has been no material change to this document in the year.

Any information requiring immediate disclosure pursuant to the Directive will be disclosed through a primary information provider. In addition, the Directive requires information in relation to the Company's leverage (both 'gross' and 'commitment' - see the Glossary of Terms and Alternative Performance Measures on pages page 91) and the remuneration of the Company's AIFM to be made available to investors.

Accordingly:

- the leverage calculated for the Company at its year end was 109% for gross and 109% for commitment (2024: 105% gross and 109% commitment). The limits the AIFM has set for the Company remain unchanged at 250% and 200% respectively;
- the AIFM summary remuneration policy is available from the corporate policies page of the Manager's website (www.liontrust.com) and from the Company's company secretary, on request (see contact details on page 89); and - the AIFM remuneration paid for the year to 31 March 2025 is described below.

AIFM REMUNERATION POLICY

As AIFM, Liontrust Fund Partners LLP is required to maintain a remuneration policy (the "Remuneration Policy" or the "Policy") that meets the requirements of the AIFM Remuneration Code. The Policy governs the remuneration of the AIFM's key senior personnel, risk takers and control functions (the "Code Staff"). The table below provides an overview of the total remuneration paid to the staff of the Management Company for the year ended 31 March 2025:

- Aggregate total remuneration paid by the Manager to its staff (employees and members).
- Aggregate total remuneration paid by the Manager to all relevant code staff.

	Headcount	Total Remuneration (£'000)
Manager UK Staff ¹ of which	21	849
Fixed Remuneration	21	844
Variable Remuneration	21	5
AIFM Remuneration Code Staff of which Senior Management ²	7	143
Other control functions:		
Other code staff/risk takers	5	1,176

¹ The Manager's UK Staff costs have been incurred by another Group entity and allocated to the AIFM. The most appropriate measure of staff costs are those staff who are members of Liontrust Fund Partners LLP or Group staff who are employed by Liontrust Asset Management PLC but have their costs apportioned to the LLP.

² AIFM Remuneration Code Staff costs for risk takers apply only in respect of services to The Edinburgh Investment Trust. For senior management and control function staff, remuneration is apportioned on the basis of total AIFM assets under management versus total Group assets under management.

Remuneration is made up of fixed pay (i.e. salary and benefits such as pension contributions) and variable pay (annual performance based or linked directly to investment management revenues). Annual incentives are designed to reward performance in line with the business strategy, objectives, values and long term interests of the AIFM and Liontrust Asset Management PLC (LAM) Group. The annual incentive earned by an individual is dependent on the achievement of financial and non-financial objectives, including adherence to effective risk management practices. The AIFM provides long-term incentives which are designed to link reward with long-term success and recognise the responsibility participants have in driving future success and delivering value. Long-term incentive awards are conditional on the satisfaction of corporate performance measures. The structure of remuneration packages is such that the fixed element is sufficiently large to enable a flexible incentive policy to be operated.

Staff are eligible for an annual incentive based on their individual performance, and depending on their role, the performance of their business unit and/or the group. These incentives are managed within a strict risk framework, and the Directors of LAM retain ultimate discretion to reduce annual incentive outcomes where appropriate.

The AIFM actively manages risks associated with delivering and measuring performance. All our activities are carefully managed within our risk appetite, and individual incentive outcomes are reviewed and may be reduced in light of any associated risk management issues.

The Liontrust Group operates a Remuneration Committee (the "Committee"). The Committee reports to the Board. The Committee reviews risk and compliance issues in relation to the vesting of deferred awards for all employees and members. Compliance is monitored throughout the vesting period by the Committee.

These remuneration policies apply also to other entities in the Liontrust Group to which investment management of the Company has been delegated, and those delegates are subject to contractual arrangements to ensure that policies which are regarded as equivalent are applied.

The Board adopts, and reviews annually, the general principles of the applicable remuneration policies, and the implementation of the remuneration policies is, at least annually, subject to central and independent internal review by the Committee for compliance with policies and procedures.

SCOPE OF THE POLICY

The AIFM is subject to the requirements of the AIFM Remuneration Code (SYSC 19B) (the "Code"). The requirements of the Code are applicable to the remuneration arrangements of individuals who fall within the definition of Code staff under the Code and this policy sets out the basis on which the rules contained within the Code will be applied to Code Staff. The Committee itself sets the remuneration and has oversight of remuneration arrangements for all other Code Staff together with such other senior employees as the Committee may determine from time to time. The Committee also reviews the remuneration arrangements of other employees and the operation of the incentive plans to ensure that remuneration arrangements have regard to pay and employment conditions. However, decisions on individual remuneration arrangements are made by management in the area, with oversight by the Human Resources Director. No hedging or other mitigation arrangements may be entered into by employees as that would undermine risk alignment effects.

Designed and
printed by:

perivan

perivan.com



The paper stock used in this report is manufactured at a mill that is FSC accredited. The manufacture of the paper in this report has been Carbon Balanced. The print factory is FSC accredited and has the Environmental ISO 14001 accreditation.

Vegetable based inks were used in the printing process.



Edinburgh Investment Trust plc

First Floor
9 Haymarket Square
Edinburgh
EH3 8RY

Telephone +44 (0)20 7412 1700
Email LionTA@liontrust.co.uk

edinburgh-investment-trust.co.uk

MANAGED BY 
LIONTRUST
COURAGE · POWER · PRIDE