



JULY 2025

MONTHLY RISK PROFILE STATEMENT

FOR PROFESSIONAL INVESTORS ONLY



ASSESSING RISK AND SUITABILITY

Liontrust offers five ranges of target risk Multi-Asset funds and portfolios. Liontrust also provides one multi-asset fund range – Explorer – that is about delivering outcomes, with all these funds being in IA sectors.









We manage the target risk funds and portfolios to be consistent with the Defaqto risk profiles, which are shown in the tables in this document. The risk profiles are also shown against their risk ratings from a range of other widely used providers because we recognise financial advisers may use a number of different tools.

The expected long-term volatility of the Liontrust funds are calculated on a monthly basis and a fund is shown as Green if it remains within the corresponding risk profile. If a fund's SAA (strategic asset allocation) generates an expected 10-year volatility outside of Defaqto risk boundaries for two consecutive quarters, it is moved and shown as Grey. A fund will also show as Grey if it sits outside its assigned risk profile on its TAA (tactical asset allocation) after four consecutive quarters. A fund will show as Amber a quarter in advance of any potential change in risk profile.



LIONTRUST MULTI-ASSET FUNDS AND PORTFOLIOS

TARGET RISK RATED SOLUTIONS

Funds / portfolios	 Liontrust risk profile	 Defaqto risk scale	 Dynamic Planner risk scale	 Synaptic 1-5 scale	 Oxford Risk 1-7 scale	 EV 1-5 scale	 Elevate EV 1-7 scale	 Elevate EV 1-10 scale
LIONTRUST MULTI-ASSET DYNAMIC PASSIVE FUND RANGE								
Liontrust MA Dynamic Passive Prudent	1	2	3	2.1	1.9 ▼	2	3	3 ▼
Liontrust MA Dynamic Passive Reserve	2	3	4	2.5	2.6	2	2	3
Liontrust MA Dynamic Passive Moderate	3	4	4	3.0 ▲	3.1	3	4	5
Liontrust MA Dynamic Passive Intermediate	4	5	5	3.5	3.8	4	5	7
Liontrust MA Dynamic Passive Progressive	5	6	6	4.0 ▲	4.4	4	6	8
Liontrust MA Dynamic Passive Growth	6	7	7	4.5	5.1	5	7	9 ▼
Liontrust MA Dynamic Passive Adventurous	7	8	8	4.8 ▼	5.7 ▼	5	7	10
LIONTRUST MULTI-ASSET BLENDED FUND RANGE								
Liontrust MA Blended Reserve	2	3	4	2.6	2.6	2	2	3
Liontrust MA Blended Moderate	3	4	4	3.1	3.1	3	4 ▲	5
Liontrust MA Blended Intermediate	4	5	5	3.5	3.8	3	5	7
Liontrust MA Blended Progressive	5	6	6	4.0 ▲	4.4	4	6	8
Liontrust MA Blended Growth	6	7	7	4.6	5.1	5	7	9 ▼
MPS BLENDED GROWTH RANGE								
MPS Blended Growth 1	1	2	2	1.9	—	—	—	—
MPS Blended Growth 2	2	3	3	2.3	—	—	—	—
MPS Blended Growth 3	3	4	4	2.6	—	—	—	—
MPS Blended Growth 4	4	5	5	3.0	—	—	—	—
MPS Blended Growth 5	5	6	6	3.3	—	—	—	—
MPS Blended Growth 6	6	7	7	3.9	—	—	—	—
MPS Blended Growth 7	7	8	8	4.2	—	—	—	—
MPS Blended Growth 8	8	9	8 ▼	4.3	—	—	—	—

Source: Liontrust, as at July 2025.

Data analysed (Funds): Defaqto, Dynamic Planner, Synaptic 1-5, EV 1-5, Elevate EV 1-7 and Elevate EV 1-10, 31.03.25. Oxford Risk 1-7 is a longer-term risk rating using strategic asset allocation (SAA) data which is updated annually (06.05.25).

Data analysed (MPS): Defaqto, Dynamic Planner and Synaptic 1-5, 31.03.25.











GREEN – indicates the Fund is within its risk profile

AMBER – indicates the Fund is at risk of moving outside its risk profile. The fund is subject to additional monitoring and oversight

GREY – indicates the fund is currently not within its risk profile. The fund is subject to additional monitoring and oversight

TARGET RISK RATED SOLUTIONS

Funds / portfolios	 Liontrust risk profile	 Defaqto risk scale	 Dynamic Planner risk scale	 Synaptic 1-5 scale	 Oxford Risk 1-7 scale	 EV 1-5 scale	 Elevate EV 1-7 scale	 Elevate EV 1-10 scale
MPS BLENDED INCOME RANGE								
MPS Blended Income 1	1	2	2	2.0	—	—	—	—
MPS Blended Income 2	2	3	3	2.4	—	—	—	—
MPS Blended Income 3	3	4	4	2.7	—	—	—	—
MPS Blended Income 4	4	5	5	3.2	—	—	—	—
MPS Blended Income 5	5	6	6	3.7	—	—	—	—
MPS Blended Income 6	6	7	7	4.5	—	—	—	—
MPS DYNAMIC PASSIVE RANGE								
MPS Dynamic Passive 1	1	2	2	1.9	—	—	—	—
MPS Dynamic Passive 2	2	3	3	2.3	—	—	—	—
MPS Dynamic Passive 3	3	4	4	2.6	—	—	—	—
MPS Dynamic Passive 4	4	5	5	3.1	—	—	—	—
MPS Dynamic Passive 5	5	6	6	3.5	—	—	—	—
MPS Dynamic Passive 6	6	7	7	4.1	—	—	—	—
MPS Dynamic Passive 7	7	8	8	4.6	—	—	—	—
MPS Dynamic Passive 8	8	9	8 ▼	4.7	—	—	—	—

VOLATILITY RANGE OF THE LIONTRUST RISK RATED PROFILES

Liontrust Fund Risk Profile	Defaqto Profile	Volatility Range
1*	2	2.9% – 6.5%
2	3	4.7% – 8.3%
3	4	6.5% – 10.0%
4	5	8.3% – 11.8 %
5	6	10.0% – 13.6%
6	7	11.8% – 15.4%
7	8	13.6% – 17.2%
8	9	15.4% – 19.0%

*Liontrust Risk Profile 1 uses a 7-year forward looking investment time span instead of the 15 years used for Risk Profiles 2–8.

The Defaqto risk profiles volatility bands are shown for reference. ‘Risk’ in this context should not be confused with the standard deviation of a historical return series. The model tries to give a forward-looking indication of risk, and measures volatility in terms of the dispersion of potential return outcomes generated through a series of theoretical simulations.

Since January 2023, we have managed our Liontrust risk profiles to be consistent with the Defaqto risk profiles. As the Liontrust target risk funds are managed to their relevant risk profile, it remains an ongoing possibility that the mapping to other risk profiling providers could change. This is because the methodology and capital market assumptions of risk profiling providers are unique and will differ to the Liontrust risk profile.

The Synaptic risk rating included in this document is classified as a change if the rating moves one whole number. Therefore, a move from 3.1 to 3.9 will not classify as a change as the rating

will continue to be a 3. However, a move from 3.9 to 4.0 will classify as a change due to the fund moving from 3 to 4.

Nothing communicated in this document should be construed as investment advice. Liontrust makes no recommendation as to the suitability of these funds for individual investors: this remains the financial adviser’s responsibility. This document can help advisers assess which Liontrust funds may be suitable for a client. However, this is only one aspect of the suitability process and others such as client knowledge, experience and investment term should be considered.

OUTCOME TARGETED FUNDS

Funds								
	Liontrust risk profile	Defaqto risk scale	Dynamic Planner risk scale	Synaptic 1-5 scale	Oxford Risk 1-7 scale	EV 1-5 scale	Elevate EV 1-7 scale	Elevate EV 1-10 scale

LIONTRUST MULTI-ASSET EXPLORER FUND RANGE								
Liontrust MA Explorer 35	②	2	4	2.7	—	2	3	4
Liontrust MA Explorer Income 45	③	3	4	2.9 ▼	—	3	4	5
Liontrust MA Explorer Income 60	④	5	5	3.3	—	3	4	6
Liontrust MA Explorer 70	⑤	6	6	3.7	—	4	5	7
Liontrust MA Explorer 85	⑥	8	7	4.4	—	4	6	8
Liontrust MA Explorer 100	⑦	9	8	5.3	—	5	7	10

COMPARATOR BENCHMARKS FOR EXPLORER FUNDS

Fund Name	IA Comparator Benchmark
MA Explorer 35	IA MI 0-35% Shares
MA Explorer Income 45	IA MI 20-60% Shares
MA Explorer Income 60	IA MI 20-60% Shares
MA Explorer 70	IA MI 40-85% Shares
MA Explorer 85	IA MI 40-85% Shares
MA Explorer 100	IA Flexible

The MA Explorer range of funds aim to maximise capital growth and/or income over the long term as a primary objective. While the funds are risk profiled, they are not risk targeted.

To achieve this primary objective, the funds explore the best investment opportunities across a range of asset classes, geographies, sectors and funds. The names of the funds represent the maximum exposure they can each have to equities: 35%, 45%, 60%, 70%, 85% and 100%. As a result, all the funds have IA sectors as comparator benchmarks.

Where to access our funds

ZIM	Fidelity Adviser Solutions	Nucleus
Abrdn Elevate	FNZ	Parmenion
Abrdn Wrap	Fundment	Quilter
Aegon	Hargreaves Lansdown (Vantage)	Raymond James
Aegon Retirement Choices	Hubwise	Scottish Widows
Aegon Institutional	Interactive Investor	Succession
AJ Bell	James Hay	Transact
Aviva	M&G Wealth Platform	Utmost International
Benchmark Capital	Morningstar Wealth	Wealthtime
Canada Life	Novia Global	



For information on where to access our MPS portfolios, please contact our Client Services team on 020 7412 1777 or email clientservices@liontrust.com

Source: Liontrust, as at July 2025.

Data analysed: Defaqto, Dynamic Planner, Synaptic 1-10, EV 1-5, Elevate EV 1-7 and Elevate EV 1-10, 31.03.25.

All use of company logos or trademarks in this document are for referential purposes only.

Key risks

Past performance does not predict future returns. You may get back less than you originally invested.

The Funds and Model Portfolios managed by the Multi-Asset Team may be exposed to the following risks:

Credit Risk: There is a risk that an investment will fail to make required payments and this may reduce the income paid to the fund, or its capital value.

Counterparty Risk: The insolvency of any institutions providing services such as safekeeping of assets or acting as counterparty to derivatives or other instruments, may expose the Fund to financial loss.

Liquidity Risk: If underlying funds suspend or defer the payment of redemption proceeds, the Fund's ability to meet redemption requests may also be affected.

Interest Rate Risk: Fluctuations in interest rates may affect the value of the Fund and your investment. Bonds are affected by changes in interest rates and their value and the income they generate can rise or fall as a result.

Derivatives Risk: Some of the underlying funds may invest in derivatives, which can, in some circumstances, create wider fluctuations in their prices over time.

Emerging Markets: The Fund may invest in less economically developed markets (emerging markets) which can involve greater risks than well developed economies.

Currency Risk: The Fund invests in overseas markets and the value of the Fund may fall or rise as a result of changes in exchange rates.

Index Tracking Risk: The performance of any passive funds used may not exactly track that of their Indices.

ESG Risk: there may be limitations to the availability, completeness or accuracy of ESG information from third-party providers, or inconsistencies in the consideration of ESG factors across different third party data providers, given the evolving nature of ESG.

The risks detailed above are reflective of the full range of Funds managed by the Multi-Asset Team and not all of the risks listed are applicable to

each individual Fund. For the risks associated with an individual Fund, please refer to its Key Investor Information Document (KIID)/PRIIP KID. Any performance shown represents model portfolios which are periodically restructured and/or rebalanced. Actual returns may vary from the model returns. There is no certainty the investment objectives of the portfolio will actually be achieved and no warranty or representation is given to this effect, whether express or implied. The portfolios therefore should be considered as long-term investments.

Disclaimer

This document is issued by Liontrust Investment Partners LLP (2 Savoy Court, London WC2R 0EZ), authorised and regulated in the UK by the Financial Conduct Authority (FRN 518552) to undertake regulated investment business in respect of content related to the Liontrust Multi-Asset Funds and Model Portfolios.

It should not be construed as advice for investment in any product or security mentioned, an offer to buy or sell investments mentioned, or a solicitation to purchase securities in any company or investment product. Examples of stocks and funds are provided for general information only to demonstrate our investment philosophy. The investment being promoted is for units in a fund, not directly in the underlying assets.

The document contains information and analysis that is believed to be accurate at the time of publication, but is subject to change without notice. Whilst care has been taken in compiling the content of this document, no representation or warranty, whether express or implied, is made by Liontrust as to its accuracy or completeness, including for external sources (which may have been used) which have not been verified.

This is a marketing communication. Before making an investment decision, you should familiarise yourself with the different types of specific risks associated with the investment portfolio of each of our Funds and Multi-Asset Model Portfolios. For Liontrust Funds, this information can be found in the final Prospectus and Key Investor Information Documents (KIIDs) and/or PRIIP/KID available on our website: www.liontrust.com. Our Multi-Asset Model Portfolios are available exclusively through financial advisers. Financial advisers can find further information on the different types of specific risk associated with the Liontrust Multi-Asset Model Portfolios in the relevant brochure, also available on our website: www.liontrust.com. If you are not a professional investor please consult a regulated financial adviser regarding the suitability of such an investment for you and your personal circumstances. 2025.07

BROKER SUPPORT

For more information about our Multi-Asset (MA) Funds, please contact our Broker Desk.

 **020 3908 8800**

 **liontrust.brokerdesk@liontrust.com**

Monday to Friday, 9.00am–5.00pm; calls may be recorded. Please note that any emails to this email address will not be encrypted or secure and they could be intercepted and read. Please do not include any personal or confidential information in any reply.

ONLINE SUPPORT

Visit **www.liontrust.com** to access our latest product, pricing and corporate information to help you stay up-to-date.

If you require further information on any of our funds, the Key Investor Information Document (KIID) and the prospectus are both available from www.liontrust.com. The KIID is designed to help investors make an informed decision before investing.



Liontrust uses Carbon Balanced Paper to reduce the carbon impacts of all our printed communications. This reduces Liontrust's carbon footprint and has a positive impact on carbon change. www.carbonbalancedpaper.com

