

Equity in Athletics 2010

Screening Questions

Please answer these questions carefully as your responses will determine which subsequent data entry screens are appropriate for your institution.

1. How will you report Operating (Game-day) Expenses?

By Team

Per Participant

2. Select the type of varsity sports teams at your institution.

Men's Teams

Women's Teams

Coed Teams

3. Do any of your teams have assistant coaches?

Yes

Men's Teams

Women's Teams

Coed Teams

No

If you save the data on this screen, then return to the screen to make changes, note the following:

- 1) If you select an additional type of team remember to include associated data for that type of team on subsequent screens;
 - 2) If you delete a type of team but have already entered associated data on other screens, all associated data for that type of team will be deleted from subsequent screens. However, because the survey system has to recalculate the totals, you must re-save every screen.
-

Sports Selection - Men's and Women's Teams

Select the varsity sports teams at your institution.

Sport	Men's	Women's	Sport	Men's	Women's
Archery	<input type="checkbox"/>	<input type="checkbox"/>	Badminton	<input type="checkbox"/>	<input type="checkbox"/>
Baseball	<input checked="" type="checkbox"/>		Basketball	<input checked="" type="checkbox"/>	<input checked="" type="checkbox"/>
Beach Volleyball	<input type="checkbox"/>	<input type="checkbox"/>	Bowling	<input type="checkbox"/>	<input type="checkbox"/>
Cross Country	<input type="checkbox"/>	<input type="checkbox"/>	Diving	<input type="checkbox"/>	<input type="checkbox"/>
Equestrian	<input type="checkbox"/>	<input type="checkbox"/>	Fencing	<input type="checkbox"/>	<input type="checkbox"/>
Field Hockey		<input checked="" type="checkbox"/>	Football	<input checked="" type="checkbox"/>	
Golf	<input checked="" type="checkbox"/>	<input checked="" type="checkbox"/>	Gymnastics	<input type="checkbox"/>	<input checked="" type="checkbox"/>
Ice Hockey	<input checked="" type="checkbox"/>	<input type="checkbox"/>	Lacrosse	<input type="checkbox"/>	<input type="checkbox"/>
Rifle	<input type="checkbox"/>	<input type="checkbox"/>	Rodeo	<input type="checkbox"/>	<input type="checkbox"/>
Rowing	<input type="checkbox"/>	<input checked="" type="checkbox"/>	Sailing	<input type="checkbox"/>	<input type="checkbox"/>
Skiing	<input type="checkbox"/>	<input type="checkbox"/>	Soccer	<input checked="" type="checkbox"/>	<input checked="" type="checkbox"/>
Softball		<input checked="" type="checkbox"/>	Squash	<input type="checkbox"/>	<input type="checkbox"/>
Swimming	<input type="checkbox"/>	<input type="checkbox"/>	Swimming and Diving (combined)	<input checked="" type="checkbox"/>	<input checked="" type="checkbox"/>
Synchronized Swimming		<input type="checkbox"/>	Table Tennis	<input type="checkbox"/>	<input type="checkbox"/>
Team Handball	<input type="checkbox"/>	<input type="checkbox"/>	Tennis	<input checked="" type="checkbox"/>	<input checked="" type="checkbox"/>
Track and Field (Indoor)	<input type="checkbox"/>	<input type="checkbox"/>	Track and Field (Outdoor)	<input type="checkbox"/>	<input type="checkbox"/>
Track and Field and Cross Country (combined)	<input checked="" type="checkbox"/>	<input checked="" type="checkbox"/>	Volleyball	<input type="checkbox"/>	<input checked="" type="checkbox"/>
Water Polo	<input type="checkbox"/>	<input type="checkbox"/>	Weight Lifting	<input type="checkbox"/>	<input type="checkbox"/>
Wrestling	<input checked="" type="checkbox"/>	<input type="checkbox"/>	Other Sports (Specify sports in the caveat box.)*	<input type="checkbox"/>	<input type="checkbox"/>

CAVEAT

* If you indicated in the caveat box that your other sports are Dancing and/or Cheerleading, please also specify in the caveat box that your institution has a letter from the Office of Civil Rights confirming that the OCR has determined that Dancing and/or Cheerleading are varsity sports at your institution.

If you save the data on this screen, then return to the screen to make changes, note the following:

- 1) If you select an additional team remember to include associated data for that sport on subsequent screens;
- 2) If you delete a sport but have already entered associated data on other screens, all associated data for that sport will be deleted from subsequent screens. However, because the survey system has to recalculate the totals, you must re-save every screen.

Athletics Participation - Men's and Women's Teams

Enter the number of participants as of the day of the first scheduled contest.

Varsity Teams	Men's Teams	Women's Teams
Baseball	<input type="text" value="35"/>	
Basketball	<input type="text" value="15"/>	<input type="text" value="29"/>
Field Hockey		<input type="text" value="24"/>
Football	<input type="text" value="115"/>	
Golf	<input type="text" value="11"/>	<input type="text" value="12"/>
Gymnastics		<input type="text" value="16"/>
Ice Hockey	<input type="text" value="28"/>	
Rowing		<input type="text" value="83"/>
Soccer	<input type="text" value="24"/>	<input type="text" value="29"/>
Softball		<input type="text" value="18"/>
Swimming and Diving (combined)	<input type="text" value="26"/>	<input type="text" value="40"/>
Tennis	<input type="text" value="11"/>	<input type="text" value="14"/>
Track and Field and Cross Country (combined)	<input type="text" value="131"/>	<input type="text" value="189"/>
Volleyball		<input type="text" value="15"/>
Wrestling	<input type="text" value="30"/>	
Total Participants Men's and Women's Teams	426	469
Unduplicated Count of Participants <i>(This is a head count. If an individual participates on more than one team, count that individual only once on this line.)</i>	<input type="text" value="354"/>	<input type="text" value="345"/>

CAVEAT

The women's basketball participant count includes 13 male practice players.

If you save the data on this screen, then return to the screen to make changes, please note you must re-save every screen because the survey system has to recalculate the totals.

Head Coaches - Men's Teams

For each men's team, indicate whether the head coach is male or female, was assigned to the team on a full-time or part-time basis, and whether the coach was employed by the institution on a full-time basis or on a part-time or volunteer basis, by entering a 1 in the appropriate field.

The Swimming and Diving (combined) fields allow up to 2 head coaches. The Track and Field and Cross Country (combined) fields allow up to 3.

Varsity Teams	Male Head Coaches				Female Head Coaches				Total Head Coaches
	Assigned to Team on a Full-Time Basis	Assigned to Team on a Part-Time Basis	Full-Time Institution Employee	Part-Time Institution Employee or Volunteer	Assigned to Team on a Full-Time Basis	Assigned to Team on a Part-Time Basis	Full-Time Institution Employee	Part-Time Institution Employee or Volunteer	
Baseball	<input type="text" value="1"/>	<input type="text"/>	<input type="text" value="1"/>	<input type="text"/>	<input type="text"/>	<input type="text"/>	<input type="text"/>	<input type="text"/>	1
Basketball	<input type="text" value="1"/>	<input type="text"/>	<input type="text" value="1"/>	<input type="text"/>	<input type="text"/>	<input type="text"/>	<input type="text"/>	<input type="text"/>	1
Football	<input type="text" value="1"/>	<input type="text"/>	<input type="text" value="1"/>	<input type="text"/>	<input type="text"/>	<input type="text"/>	<input type="text"/>	<input type="text"/>	1
Golf	<input type="text" value="1"/>	<input type="text"/>	<input type="text" value="1"/>	<input type="text"/>	<input type="text"/>	<input type="text"/>	<input type="text"/>	<input type="text"/>	1
Ice Hockey	<input type="text" value="1"/>	<input type="text"/>	<input type="text" value="1"/>	<input type="text"/>	<input type="text"/>	<input type="text"/>	<input type="text"/>	<input type="text"/>	1
Soccer	<input type="text" value="1"/>	<input type="text"/>	<input type="text" value="1"/>	<input type="text"/>	<input type="text"/>	<input type="text"/>	<input type="text"/>	<input type="text"/>	1
Swimming and Diving (combined)	<input type="text"/>	<input type="text" value="1"/>	<input type="text" value="1"/>	<input type="text"/>	<input type="text"/>	<input type="text"/>	<input type="text"/>	<input type="text"/>	1
Tennis	<input type="text" value="1"/>	<input type="text"/>	<input type="text" value="1"/>	<input type="text"/>	<input type="text"/>	<input type="text"/>	<input type="text"/>	<input type="text"/>	1
Track and Field and Cross Country (combined)	<input type="text"/>	<input type="text" value="1"/>	<input type="text" value="1"/>	<input type="text"/>	<input type="text"/>	<input type="text"/>	<input type="text"/>	<input type="text"/>	1
Wrestling	<input type="text" value="1"/>	<input type="text"/>	<input type="text" value="1"/>	<input type="text"/>	<input type="text"/>	<input type="text"/>	<input type="text"/>	<input type="text"/>	1
Coaching Position Totals	8	2	10	0	0	0	0	0	10

CAVEAT

Head Coaches - Women's Teams

For each women's team, indicate whether the head coach is male or female, was assigned to the team on a full-time or part-time basis, and whether the coach was employed by the institution on a full-time basis or on a part-time or volunteer basis, by entering a 1 in the appropriate field.

The Swimming and Diving (combined) fields allow up to 2 head coaches. The Track and Field and Cross Country (combined) fields allow up to 3.

Varsity Teams	Male Head Coaches				Female Head Coaches				Total Head Coaches
	Assigned to Team on a Full-Time Basis	Assigned to Team on a Part-Time Basis	Full-Time Institution Employee	Part-Time Institution Employee or Volunteer	Assigned to Team on a Full-Time Basis	Assigned to Team on a Part-Time Basis	Full-Time Institution Employee	Part-Time Institution Employee or Volunteer	
Basketball	<input type="text"/>	<input type="text"/>	<input type="text"/>	<input type="text"/>	<input type="text" value="1"/>	<input type="text"/>	<input type="text" value="1"/>	<input type="text"/>	1
Field Hockey	<input type="text" value="1"/>	<input type="text"/>	<input type="text" value="1"/>	<input type="text"/>	<input type="text"/>	<input type="text"/>	<input type="text"/>	<input type="text"/>	1
Golf	<input type="text"/>	<input type="text"/>	<input type="text"/>	<input type="text"/>	<input type="text" value="1"/>	<input type="text"/>	<input type="text" value="1"/>	<input type="text"/>	1
Gymnastics	<input type="text"/>	<input type="text"/>	<input type="text"/>	<input type="text"/>	<input type="text" value="1"/>	<input type="text"/>	<input type="text" value="1"/>	<input type="text"/>	1
Rowing	<input type="text" value="1"/>	<input type="text"/>	<input type="text" value="1"/>	<input type="text"/>	<input type="text"/>	<input type="text"/>	<input type="text"/>	<input type="text"/>	1
Soccer	<input type="text" value="1"/>	<input type="text"/>	<input type="text" value="1"/>	<input type="text"/>	<input type="text"/>	<input type="text"/>	<input type="text"/>	<input type="text"/>	1
Softball	<input type="text"/>	<input type="text"/>	<input type="text"/>	<input type="text"/>	<input type="text" value="1"/>	<input type="text"/>	<input type="text" value="1"/>	<input type="text"/>	1
Swimming and Diving (combined)	<input type="text"/>	<input type="text" value="1"/>	<input type="text" value="1"/>	<input type="text"/>	<input type="text"/>	<input type="text"/>	<input type="text"/>	<input type="text"/>	1
Tennis	<input type="text"/>	<input type="text"/>	<input type="text"/>	<input type="text"/>	<input type="text" value="1"/>	<input type="text"/>	<input type="text" value="1"/>	<input type="text"/>	1
Track and Field and Cross Country (combined)	<input type="text"/>	<input type="text" value="1"/>	<input type="text" value="1"/>	<input type="text"/>	<input type="text"/>	<input type="text"/>	<input type="text"/>	<input type="text"/>	1
Volleyball	<input type="text"/>	<input type="text"/>	<input type="text"/>	<input type="text"/>	<input type="text" value="1"/>	<input type="text"/>	<input type="text" value="1"/>	<input type="text"/>	1
Coaching Position Totals	3	2	5	0	6	0	6	0	11

CAVEAT

Head Coaches' Salaries - Men's and Women's Teams

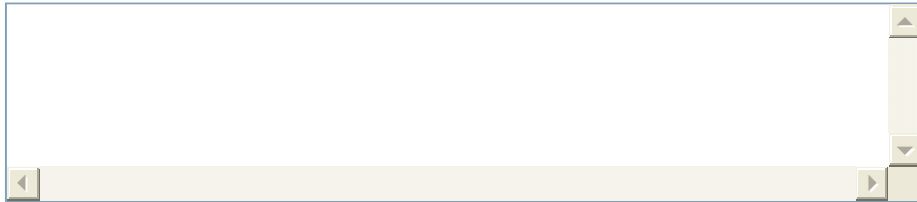
Enter only salaries and bonuses that your institution pays head coaches as compensation for coaching. Do not include benefits on this screen.

Do not include volunteer coaches in calculating the average salary and the Full-Time Equivalent (FTE) Total.

For help calculating the FTE total click on the "Need help? Click here for screen instructions" link on this screen.

	Men's Teams	Women's Teams
Average Annual Institutional Salary per Head Coach	<input type="text" value="555,901"/>	<input type="text" value="109,670"/>
Number of Head Coaches Used to Calculate the Average	<input type="text" value="10"/>	<input type="text" value="11"/>
Number of Volunteer Head Coaches (Do not include these coaches in your salary or FTE calculations.)	<input type="text" value="0"/>	<input type="text" value="0"/>
Average Annual Institutional Salary per Full-time equivalent (FTE)	617,668	120,637
Sum of Full-Time Equivalent (FTE) Positions Used to Calculate the Average	<input type="text" value="9.00"/>	<input type="text" value="10.00"/>

CAVEAT



Assistant Coaches - Men's Teams

For each men's team, indicate whether the assistant coach is male or female, was assigned to the team on a full-time or part-time basis, and whether the coach was employed by the institution on a full-time basis or on a part-time or volunteer basis, by entering a 1 in the appropriate field.

Varsity Teams	Male Assistant Coaches				Female Assistant Coaches				Total Assistant Coaches
	Assigned to Team on a Full-Time Basis	Assigned to Team on a Part-Time Basis	Full-Time Institution Employee	Part-Time Institution Employee or Volunteer	Assigned to Team on a Full-Time Basis	Assigned to Team on a Part-Time Basis	Full-Time Institution Employee	Part-Time Institution Employee or Volunteer	
Baseball	2	1	2	1					3
Basketball	3		3						3
Football	9	2	9	2					11
Golf	1	1	1	1					2
Ice Hockey	2	1	2	1					3
Soccer	1	2	2	1					3
Swimming and Diving (combined)		4	2	2		2	1	1	6
Tennis		1		1					1
Track and Field and Cross Country (combined)		3	3			3	2	1	6
Wrestling	2	1	2	1					3
Coaching Position Totals	20	16	26	10	0	5	3	2	41

CAVEAT

Assistant Coaches - Women's Teams

For each women's team, indicate whether the assistant coach is male or female, was assigned to the team on a full-time or part-time basis, and whether the coach was employed by the institution on a full-time basis or on a part-time or volunteer basis, by entering a 1 in the appropriate field.

Varsity Teams	Male Assistant Coaches				Female Assistant Coaches				Total Assistant Coaches
	Assigned to Team on a Full-Time Basis	Assigned to Team on a Part-Time Basis	Full-Time Institution Employee	Part-Time Institution Employee or Volunteer	Assigned to Team on a Full-Time Basis	Assigned to Team on a Part-Time Basis	Full-Time Institution Employee	Part-Time Institution Employee or Volunteer	
Basketball	2		2		1		1		3
Field Hockey					2		2		2
Golf	1		1			1		1	2
Gymnastics	1		1		1		1		2
Rowing	1	2	1	2	1	2	1	2	6
Soccer					2		2		2
Softball					2	1	2	1	3
Swimming and Diving (combined)		4	2	2		2	1	1	6
Tennis						2		2	2
Track and Field and Cross Country (combined)		3	3			3	2	1	6
Volleyball	2		2			1		1	3
Coaching Position Totals	7	9	12	4	9	12	12	9	37

CAVEAT

Assistant Coaches' Salaries - Men's and Women's Teams

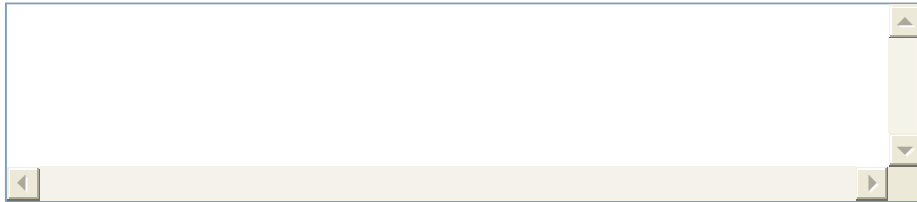
Enter only salaries and bonuses that your institution pays assistant coaches as compensation for coaching. Do not include benefits on this screen.

Do not include volunteer coaches in calculating the average salary and the Full-Time Equivalent (FTE) Total.

For help calculating the FTE total click on the "Need help? Click here for screen instructions" link on this screen.

	Men's Teams	Women's Teams
Average Annual Institutional Salary per Assistant Coach	95,785	44,837
Number of Assistant Coaches Used to Calculate the Average	33	26
Number of Volunteer Assistant Coaches. (Do not include these coaches in your salary or FTE calculations.)	8	11
Average Annual Institutional Salary per Full-time equivalent (FTE)	120,415	55,939
Sum of Full-Time Equivalent (FTE) Positions Used to Calculate the Average	26.25	20.84

CAVEAT



Athletically Related Student Aid - Men's and Women's Teams

Athletically related student aid is any scholarship, grant, or other form of financial assistance, offered by an institution, the terms of which require the recipient to participate in a program of intercollegiate athletics at the institution. Other student aid, of which a student-athlete simply happens to be the recipient, is not athletically related student aid. If you do not have any aid to report, enter a 0.

	Men's Teams	Women's Teams	Total
Total	5,135,253	4,427,977	9,563,230
Ratio (percent)	54	46	100%

CAVEAT

▲

▼

◀

▶

Recruiting Expenses - Men's and Women's Teams

Recruiting expenses are all expenses an institution incurs attributable to recruiting activities. This includes, but is not limited to, expenses for lodging, meals, telephone use, and transportation (including vehicles used for recruiting purposes) for both recruits and personnel engaged in recruiting, and other expenses for official and unofficial visits, and all other expenses related to recruiting. If you do not have any recruiting expenses to report, enter a 0.

	Men's Teams	Women's Teams	Total
Total	<input type="text" value="677,958"/>	<input type="text" value="277,617"/>	955,575

CAVEAT

▲

▼

◀

▶


Operating (Game-Day) Expenses - Men's and Women's Teams by Team

Operating expenses are all expenses an institution incurs attributable to home, away, and neutral-site intercollegiate athletic contests (commonly known as "game-day expenses"), for (A) Lodging, meals, transportation, uniforms, and equipment for coaches, team members, support staff (including, but not limited to team managers and trainers), and others; and (B) Officials.

For a sport with a men's team and a women's team that have a combined budget, click on the "Need help? Click here for screen instructions" link for special instructions.

Varsity Teams	Men's Teams			Women's Teams			Total Operating Expenses
	Participants	Operating Expenses per Participant	By Team	Participants	Operating Expenses per Participant	By Team	
Basketball	15	135,526	2,032,897	29	29,453	854,145	2,887,042
Football	115	29,424	3,383,709				3,383,709
Baseball	35	7,833	274,168				274,168
Field Hockey				24	6,269	150,463	150,463
Golf	11	8,822	97,040	12	11,168	134,019	231,059
Gymnastics				16	7,666	122,650	122,650
Ice Hockey	28	18,447	516,516				516,516
Rowing				83	2,496	207,137	207,137
Soccer	24	4,885	117,250	29	4,298	124,630	241,880
Softball				18	11,860	213,485	213,485
Swimming and Diving (combined)	26	3,086	80,242	40	1,950	78,014	158,256
Tennis	11	6,034	66,372	14	4,970	69,581	135,953
Track and Field and Cross Country (combined)	131	1,614	211,446	189	1,052	198,802	410,248
Volleyball				15	22,145	332,172	332,172
Wrestling	30	4,041	121,235				121,235
Total Operating Expenses Men's and Women's Teams	426		6,900,875	469		2,485,098	9,385,973

CAVEAT




Note: This screen is for game-day expenses only.

Total Expenses - Men's and Women's Teams

Enter all expenses attributable to intercollegiate athletic activities. This includes appearance guarantees and options, athletically related student aid, contract services, equipment, fundraising activities, operating expenses, promotional activities, recruiting expenses, salaries and benefits, supplies, travel, and any other expenses attributable to intercollegiate athletic activities.

Varsity Teams	Men's Teams	Women's Teams	Total
Basketball	8,250,450	2,947,271	11,197,721
Football	17,468,458		17,468,458
Baseball	984,022		984,022
Field Hockey		1,067,610	1,067,610
Golf	447,297	574,232	1,021,529
Gymnastics		886,594	886,594
Ice Hockey	2,526,966		2,526,966
Rowing		1,323,202	1,323,202
Soccer	826,223	940,225	1,766,448
Softball		1,057,350	1,057,350
Swimming and Diving (combined)	542,250	719,029	1,261,279
Tennis	373,357	478,417	851,774
Track and Field and Cross Country (combined)	862,536	1,129,024	1,991,560
Volleyball		1,347,925	1,347,925
Wrestling	774,623		774,623
Total Expenses of all Sports, Except Football and Basketball, Combined	7,337,274	9,523,608	16,860,882
Total Expenses Men's and Women's Teams	33,056,182	12,470,879	45,527,061
Not Allocated by Gender/Sport (Expenses not attributable to a particular sport or sports)			16,059,886
Grand Total Expenses			61,586,947

CAVEAT




Total Revenues - Men's and Women's Teams

Your total revenues must cover your total expenses.

Enter all revenues attributable to intercollegiate athletic activities. This includes revenues from appearance guarantees and options, an athletic conference, tournament or bowl games, concessions, contributions from alumni and others, institutional support, program advertising and sales, radio and television, royalties, signage and other sponsorships, sport camps, state or other government support, student activity fees, ticket and luxury box sales, and any other revenues attributable to intercollegiate athletic activities.


Varsity Teams	Men's Teams	Women's Teams	Total
Basketball	16,138,167	957,151	17,095,318
Football	44,462,659		44,462,659
Baseball	335,644		335,644
Field Hockey		177,580	177,580
Golf	212,515	381,808	594,323
Gymnastics		95,060	95,060
Ice Hockey	2,097,530		2,097,530
Rowing		128,398	128,398
Soccer	287,050	284,436	571,486
Softball		121,753	121,753
Swimming and Diving (combined)	102,267	87,801	190,068
Tennis	90,884	28,226	119,110
Track and Field and Cross Country (combined)	154,892	118,005	272,897
Volleyball		424,185	424,185
Wrestling	127,241		127,241
Total Revenues of all Sports, Except Football and Basketball, Combined	3,408,023	1,847,252	5,255,275
Total Revenues Men's and Women's Teams	64,008,849	2,804,403	66,813,252
Not Allocated by Gender/Sport (Revenues not attributable to a particular sport or sports)			13,250,895
Grand Total for all Teams (includes by team and not allocated by gender/sport)			80,064,147

CAVEAT



Summary - Men's and Women's Teams

Your Grand Total Revenues must be equal to or greater than your Grand Total Expenses or you will not be able to lock your survey.

	Men's Teams	Women's Teams	Total
1 Total of Head Coaches' Salaries	5,559,010	1,206,370	6,765,380
2 Total of Assistant Coaches' Salaries	3,160,905	1,165,762	4,326,667
3 Total Salaries (Lines 1+2)	8,719,915	2,372,132	11,092,047
4 Athletically Related Student Aid	5,135,253	4,427,977	9,563,230
5 Recruiting Expenses	677,958	277,617	955,575
6 Operating (Game-Day) Expenses	6,900,875	2,485,098	9,385,973
7 Summary of Subset Expenses (Lines 3+4+5+6)	21,434,001	9,562,824	30,996,825
8 Total Expenses for Teams	33,056,182	12,470,879	45,527,061
9 Total Expenses for Teams Minus Subset Expenses (Line 8 – Line 7)	11,622,181	2,908,055	14,530,236
10 Not Allocated Expenses			16,059,886
11 Grand Total Expenses (Lines 8+10)			61,586,947
12 Total Revenues for Teams	64,008,849	2,804,403	66,813,252
13 Not Allocated Revenues			13,250,895
14 Grand Total Revenues (Lines 12+13)			80,064,147
15 Total Revenues for Teams minus Total Expenses for Teams (Line 12-Line 8)	30,952,667	-9,666,476	21,286,191
16 Grand Total Revenues Minus Grand Total Expenses (Line 14-Line 11)			 18,477,200

To return to a data entry screen, click on the link in the [Navigation Menu](#).

To proceed to the Supplemental Information screen, click on the link in the [Navigation Menu](#) or click on the "Next" button on this screen.

Supplemental Information (optional)

This screen may be used to help the reader better understand the data you have provided, or to help a prospective student-athlete make an informed choice of an athletics program.

This information will be viewable on the EADA public website. Please do not include the names of individuals or write messages to the help desk.

To explain specific data entered on a previous screen, please use the caveat box on that screen.

This reporting format excludes capital project and debt service expenditures that totaled \$13.1 million. Contributions to endowments were approximately \$400,000. Contributions designated for building projects totaled \$4.4 million. All contribution amounts related to seating in venues are reported by sport. Any related expenditures beyond the operation of the seating area are reported as unallocated. MSU had 7 home football games during 2009-10. MSU had 11 teams and individuals from 7 other teams compete in NCAA championships, including a Final Four appearance by men's basketball. The football team participated in the Valero Alamo Bowl.
