

Milliman SmartShield Moderate

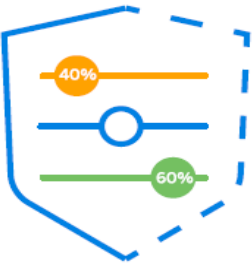
Q1 2025

MARKET SNAPSHOT

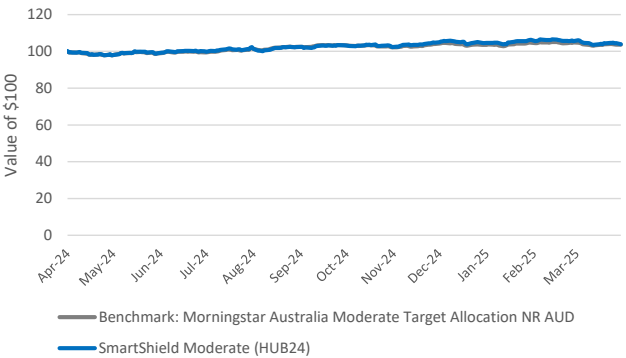
Q1-2025 was a volatile period for investors, as trade tensions led equity markets to deliver mixed returns. US equities, in particular, underperformed as fears of wide-reaching tariffs introduced by the new Trump administration dampened the market's projections for US economic growth. European equities outperformed US stocks as investors rotated out of large-cap US tech, partly due to more optimistic growth prospects in the Eurozone region. The S&P 500 Total Return index returned -4.3%.

In Australia, the ASX 200 hit a record high in February before sinking through March, as corporate earnings were mixed. The RBA cut rates by 25 basis points in their February meeting, marking the start of a new easing cycle. The ASX 200 TR index ended the quarter down -2.8%. Meanwhile, the MSCI World ex Australia (AUD) index yielded a -2.4% return for the quarter.

Throughout this period, the hedge level for SmartShield portfolios marginally increased, reversing some of its growth asset tilt. However, the market decline during the quarter was not significant enough to trigger substantial hedge activity. The SmartShield Moderate portfolio underperformed its benchmark for Q1-2025, delivering a return of -0.63% compared to the benchmark's 0.14%. A-REITs and G-REITs outperformed their equity counterparts during the quarter, contributing -20bps to performance. Net growth asset tilt also added -30bps to the performance. Additionally, a -20bps impact resulted from timing discrepancies between global ETF performance measurements and their index counterparts. This is a temporary effect that is expected to correct itself in the medium term.

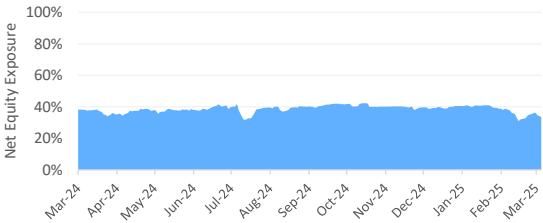


Performance over the year



SMARTSHIELD OVERLAY

Dynamic allocation to equities



Throughout January and February, the SmartShield Moderate model maintained a net equity exposure close to its maximum allowable level of 40%, driven by expectations of future rate cuts. During March, global market volatility increased due to Trump's tariff policies and rising protectionism. In response, the portfolio increased its hedge level in anticipation of an equity sell-off. By the end of Q1, net equity exposure was approximately 33%. The strategy remains poised to elevate the hedge level swiftly, in the event of a sustained and material market downturn.

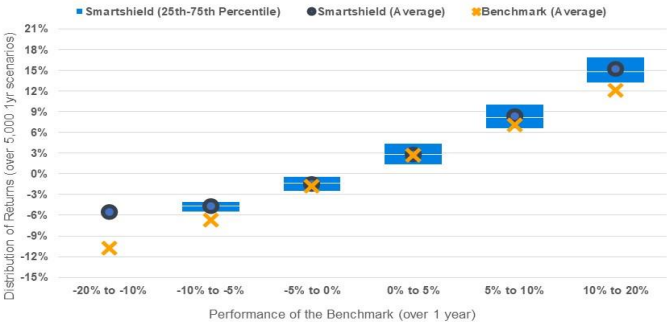
PERFORMANCE OUTLOOK

As we progress into 2025, the dominant themes will be the impact of the Trump administration's trade policies on economic growth and the potential for a prolonged trade war as other nations, such as China, introduce reciprocal tariffs. Although Trump has announced a 90-day reprieve from most tariffs, equity and fixed income markets are still taking a pessimistic view, and volatility is elevated. Markets are pricing in multiple rate cuts in both the US and Australia this year, as economic growth projections have been revised downward.

As we move through this environment, managing risk is as important as ever, giving investors the confidence to stay invested, whatever the market conditions.

As a result of the SmartShield overlay's ability to dynamically adjust the hedge levels, the portfolio is well positioned should the current market drawdown persist for an extended period. The portfolio's tilt toward growth assets will also allow it to participate on the upside once volatility and sentiment recovers to normal levels.

Simulated 1yr performance: Moderate



| PERFORMANCE (net of fees ¹) | 1 month ² | 3 months ² | YTD | 1 year | Since Inception p.a. ³ |
|--|----------------------|-----------------------|--------|--------|-----------------------------------|
| SmartShield Moderate | -1.61% | -0.63% | -0.63% | 3.48% | 1.40% |
| Benchmark: Morningstar Aus Moderate Target Allocation NR AUD | -1.08% | 0.14% | 0.14% | 3.43% | 1.80% |

| RISK METRICS SINCE INCEPTION | Volatility (Annualised) | Max Drawdown |
|--|-------------------------|--------------|
| SmartShield Moderate | 5.75% | -11.15% |
| Benchmark: Morningstar Aus Moderate Target Allocation NR AUD | 6.21% | -12.25% |

¹Performances are calculated net of underlying investment cost and management fee. Fees applied on the benchmark = 90bps, it represents the average management fee charged by investible multi-asset diversified portfolios as published by Morningstar research.

²Aside from hedging strategy performance, short term performance relative to the benchmark differs due to imperfect performance tracking of the underlying sector ETFs against its benchmark on a month to month basis. This is mainly caused by difference in the period that performance is accounted for between various time zones, as well as difference in effective date of dividend distributions relative to the benchmark. These effects will largely be 'washed-out' when looking at a longer time horizon (e.g. 1 year).

³Inception Date: 3rd Mar 2020

BENEFITS

- Built-in portfolio protection
- Diversified
- Dynamically managed
- Low cost
- Flexibility & control
- Participate in market upside



PORTFOLIO HOLDINGS

40% GROWTH ASSETS

Betashares Global Shares
Betashares Global Shares Currency Hedged
Vanguard Australian Shares
Even Keel - Global & Domestic Risk management Classes

60% DEFENSIVE ASSETS

BetaShares Australian High Interest Cash
Vanguard Australian Fixed Interest
Vanguard Global Aggregate Bond AUD Hedged
Cash

Key Contacts

Durand Oliver
Head of Distribution
Sydney, AU
durand.oliver@milliman.com
+61 (0) 403 148 057

David Zhou
Business Development Manager
Sydney, AU
david.zhou@milliman.com
+61 (0) 413 213 240

For more information about Milliman, please call or visit us at:

+61 2 8090 9100 | au.milliman.com

LIMITATIONS & DISCLAIMERS

This document has been prepared by Milliman Pty Ltd (ABN 51 093 828 418 AFSL 340679) ('Milliman'), who is the Portfolio Manager of the managed portfolio available through the HUB24 Managed Portfolio Service.


The information in this report is general information only and does not take into account your individual objectives, financial situation, needs or circumstances. The information is not intended to be financial product advice or legal advice. The suitability of the HUB24 Managed Portfolio Service to your needs and the suitability of a particular Managed Portfolio option depends on your individual circumstances and objectives and should be discussed with your adviser. Potential investors must read the Financial Services Guide ('FSG'), target market determination ('TMD') and HUB24 Managed Portfolio Service Product Disclosure Statement ('PDS'), along with any accompanying materials.

Ironbark Asset Management (Fund Services) Limited ABN 63 116 232 154 AFSL 298626 ('Ironbark', 'Responsible Entity', 'we', 'us', or 'our') is the issuer of the PDS and is the responsible entity of the HUB24 Managed Portfolio Service ARSN 645 033 941 ('HUB24 Managed Portfolio Service', 'Scheme'). The HUB24 Managed Portfolio Service is a non-united registered managed investment scheme. The information contained in this document is not intended to be a definitive statement on the subject matter nor an endorsement that this Portfolio is appropriate for you and should not be relied upon in making a decision to invest in this product.

Milliman has designed the Managed Portfolio options in Part 2 of the PDS offered through the HUB24 Managed Portfolio Service. No representations or warranties express or implied, are made as to the accuracy or completeness of the information, opinions and conclusions contained in this report. To the maximum extent permitted by law neither Ironbark, or its directors, employees or agents accept any liability for any loss arising in relation to this report. To the extent permitted by law, Ironbark, its employees, consultants, advisers, officers, and representatives are not liable for any loss or damage arising as a result of reliance placed on the contents of this document. While any forecasts, estimates and opinions in this material are made on a reasonable basis, actual future results and operations may differ materially from the forecasts, estimates and opinions set out in this material.

No guarantee is made as to the repayment of capital or the performance of any product or rate of return referred to in this material is made by Ironbark. Past performance is not a reliable indicator of future performance. Any investment is subject to investment risk, including delays on the payment of withdrawal proceeds and the loss of income or the principal invested. This document is not intended for distribution to, or use by, any person or entity in any jurisdiction or country where such distribution or use would be contrary to local law or regulation.

Milliman, Ironbark, their associates and their respective directors and other staff each declare that they may, from time to time, hold interests in securities that are contained in the HUB24 Managed Portfolio Service.


Milliman

Copyright © 2024 Milliman, Inc.