

Milliman SmartShield GSS Series - Growth

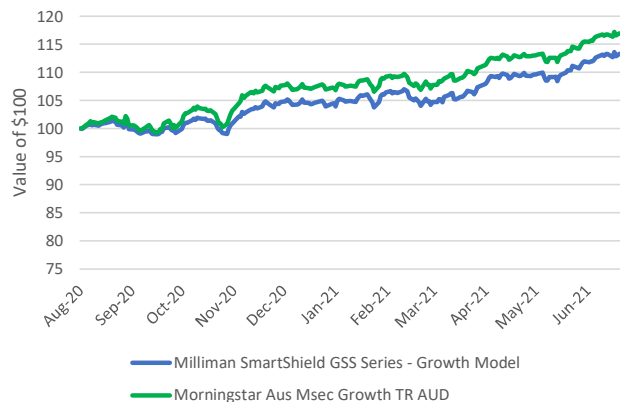
Quarter in Review - Q2 2021

MARKET SNAPSHOT

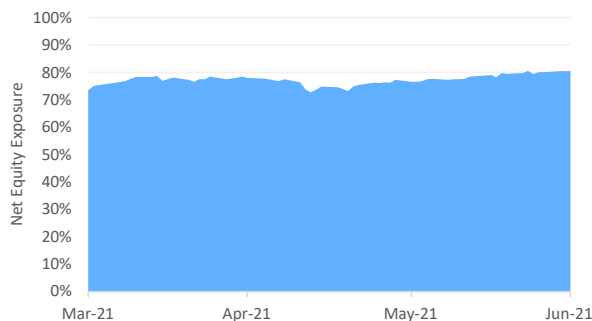
The post-pandemic recovery continues to progress strongly, with markets across the globe surging higher over the second quarter of 2021, partially driven by the impact of large scale stimulus spending from various governments such as the United States.

Market uncertainty remains high as fear continues to grow over the spread of the Delta-variant of the Coronavirus. In addition, Hawkish remarks from the US Federal Reserve in regards to rising inflationary expectations have contributed to an increase in market uncertainty as well.

The ASX200 surged higher in Q2, gaining +7.7% following the strong growth in the US where the S&P 500 closed the quarter up +8.2%. Volatility on the ASX200 increased marginally, up .18 pts to close the quarter at 12.2%. Due to the Hawkish pivot by the US Federal Reserve, the US Dollar rallied against other major currencies. AUD depreciated against USD by -1.3%, ending the 2nd quarter at 74.98 US cents.



SMARTSHIELD OVERLAY



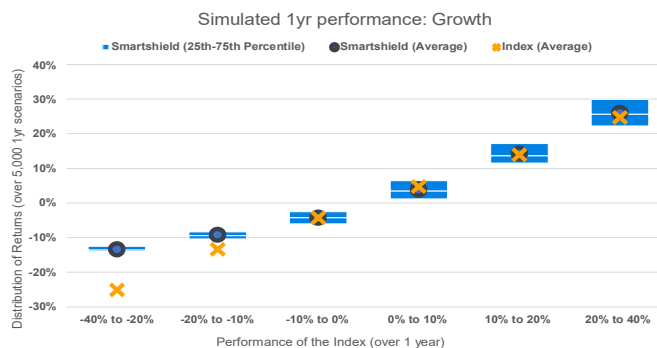
With the continued rally in the equities market supported by large stimulus packages and low interest rate environment, the hedge levels have been scaled back to allow the portfolio continued participation on the upside. If the market shows signs of drawdown, the hedge level will increase swiftly just like it did at the beginning of the pandemic. The growth portfolio ended Q2-2021 with net equity exposure at 80%, which is at its full equity exposure.

The growth portfolio performed slightly ahead of the benchmark during Q2-2021, returning +6.86% compared to +6.77% in the benchmark. The out-performance was a result of the positive equities tilt in the portfolio as well as the scale back of dynamic hedging level in the relatively low vol and rising market environment.

PERFORMANCE OUTLOOK

Countries around the world are grappling with a new wave of COVID outbreak under a new variant, with many developed countries continuing to pump up its stimulus package to keep the economy going as well as fast tracking the vaccination roll-out. Inflation continues to be the hot topic of discussion in the US, specifically on whether the high inflation print as a result of supply shortage is transitory or not.

As we progress into another year dealing with the new 'COVID normal' environment and asset pricing inflationary pressures, providing investors protection with their life savings is as important as it has ever been. As a result of the portfolio's tilt towards growth assets and the SmartShield overlay winding back its hedges, the portfolio is expected to continue participating on the upside, should markets perform strongly going forward. In the event of any future market sell-offs, the dynamic risk management strategy is well positioned to act swiftly, as it did in 2020.



PERFORMANCE ¹	1 month	3 months	6 months	1 year	2 year	Since Inception
SmartShield GSS Series - Growth	2.76%	6.81%	9.19%			13.41%
Benchmark: Morningstar Aus Msec Growth TR AUD	2.74%	6.77%	9.79%			17.41%

RISK METRICS SINCE INCEPTION ¹	Volatility (Annualised)	Max Drawdown
SmartShield GSS Series - High Growth	5.91%	-2.89%
Benchmark: Morningstar Aus Msec Aggressive TR AUD	6.97%	-3.52%

¹ Inception Date: 7th Aug 2020

BENEFITS

- Built-in portfolio protection
- Diversified
- Dynamically managed
- Low cost
- Flexibility & control
- Participate in market upside



PORTFOLIO HOLDINGS

80% GROWTH ASSETS

netwealth Australian Equities Index Fund
netwealth Unhedged International Equities Index Fund
Even Keel - Domestic Risk management Classes
Even Keel - Global Risk management Classes

20% DEFENSIVE ASSETS

netwealth Australian Bond Index Fund
netwealth Global Bond Index Fund
Cash

Key Contacts

Durand Oliver

Head of Distribution

Sydney, AU

durand.oliver@milliman.com

+61 (0) 403 148 057

Simon Ho

Portfolio Manager

Sydney, AU

simon.ho@milliman.com

+61 (0) 401 874 948

For more information about Milliman, please call or visit us at:

+61 2 8090 9100 | au.milliman.com

LIMITATIONS & DISCLAIMERS

Milliman Pty Ltd ABN 51 093 828 418 AFSL 340679 (Milliman AU) for provision to Australian financial services (AFS) licensees and their representatives, [and for other persons who are wholesale clients under section 761G of the Corporations Act]. Not for public use or distribution.

Past performance is not indicative of future results. Recipients must make their own independent decisions regarding any strategies or securities or financial instruments mentioned herein.

Milliman Pty Ltd does not make any representations that products or services described or referenced herein are suitable or appropriate for the recipient. Many of the products and services described or referenced herein involve significant risks, and the recipient should not make any decision or enter into any transaction unless the recipient has fully understood all such risks and has independently determined that such decisions or transactions are appropriate for the recipient.

Any discussion of risks contained herein with respect to any product or service should not be considered to be a disclosure of all risks or a complete discussion of the risks involved.

The recipient should not construe any of the material contained herein as investment, hedging, trading, legal, regulatory, tax, accounting or other advice. The recipient should not act on any information in this document without consulting its investment, hedging, trading, legal, regulatory, tax, accounting and other advisors.

Milliman Pty Ltd does not ensure a profit or guarantee against loss.