

Milliman SmartShield GSS Series - High Growth

Q1 2024

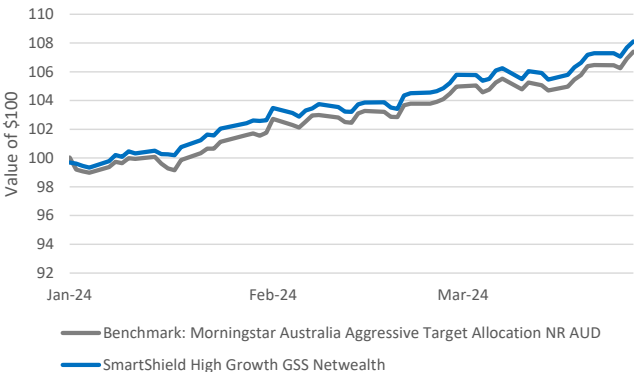
MARKET SNAPSHOT

Strong economic data bolstered equity market returns in the first quarter of 2024. This led investors to grow more confident that the US economy could achieve a 'soft landing' and avoid a recession. In contrast, the fixed-income markets reacted poorly to this news. Traders pared back their bets on the number of rate cuts expected throughout the year. The ASX 200 underperformed other developed markets, posting only a +4.0% return for the quarter. Meanwhile, the MSCI World ex Australia (AUD) index yielded a +13.9% return. Simultaneously, sovereign yields across numerous developed countries rallied. Investors reduced their expected number of rate cuts in developed markets, such as the US, from 5-6 down to 3.

Amidst the robust equity market conditions during Q1, SmartShield High Growth portfolio performed well relative to its benchmark, achieving an outperformance of 150bps during the quarter. Ultimately, SmartShield High Growth portfolio delivered a quarterly return of +9.01% compared to +7.51% for the benchmark. This outperformance was a function of maintaining minimal hedging during the Q1 rally which enabled the tilt towards growth assets to add value to the portfolio.

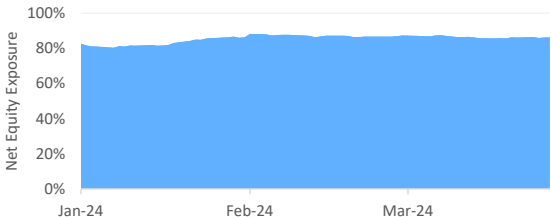


Performance over the quarter



SMARTSHIELD OVERLAY

Dynamic allocation to equities



Amidst the prevailing market optimism buoyed by robust economic data and the expectation of potential future rate cuts, the SmartShield High Growth portfolio systematically upheld a low hedge level.

This translated to a slight increase in net equity exposure, climbing from 83% at quarter's outset to 86% by the end of the quarter (maximum equity exposure sits at 90%). This level will allow participation in continued market upswings should it persist. However, the strategy remains poised to elevate the hedging level swiftly, in the event of a sustained and material market downturn.

PERFORMANCE OUTLOOK

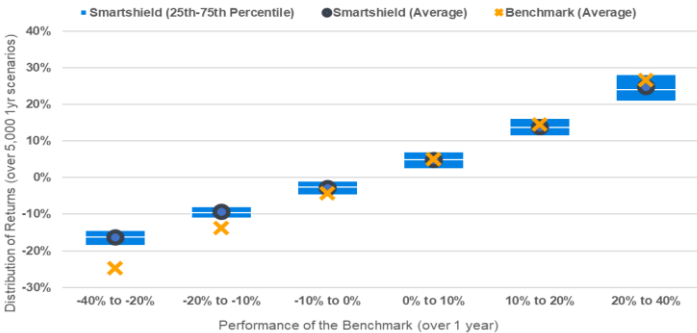
As we progress further into 2024, the prevailing theme will be uncertainty regarding the timing and extent of central bank rate cuts. By the end of Q1 2024, the market was pricing in approximately three rate cuts for the US and only one to two cuts for Australia. Recent gains in the equity market may be at risk of retracement if new economic data suggests inflation is not decelerating as quickly as anticipated. This could lead to central banks biasing away from loosening their monetary policy.

As we move through this environment, managing risk is as important as ever, giving investors the confidence to stay invested, whatever the market conditions.

As a result of the SmartShield overlay's ability to dynamically adjust the hedge levels, the portfolio is well positioned should we enter into a case of a sustained market drawdown.

The portfolio's tilt toward growth assets will also allow it to participate on the upside once volatility and sentiment recovers to normal levels.

Simulated 1yr performance: High Growth



PERFORMANCE (net of fees ¹)	1 month	3 months	6 months	1 year	Since Inception p.a. ²
SmartShield GSS Series - High Growth	2.75%	9.01%	13.57%	15.74%	8.81%
Benchmark: Morningstar Aus Aggressive Target Allocation NR AUD	2.80%	7.51%	15.06%	17.31%	10.04%

RISK METRICS SINCE INCEPTION ²	Volatility (Annualised)	Max Drawdown
SmartShield GSS Series - High Growth	8.46%	-13.98%
Benchmark: Morningstar Aus Aggressive Target Allocation NR AUD	10.96%	-16.47%

¹Performances are calculated net of underlying investment cost and management fee. Fees applied on the benchmark = 90bps, it represents the average management fee charged by investible multi-asset diversified portfolios as published by Morningstar research.

²Inception Date: 17th Aug 2020

BENEFITS

- Built-in portfolio protection
- Diversified
- Dynamically managed
- Low cost
- Flexibility & control
- Participate in market upside



PORTFOLIO HOLDINGS

90% GROWTH ASSETS

Netwealth Australian Equities Index Fund
 Netwealth Unhedged International Equities Index Fund
 Netwealth Hedged International Equities Index Fund
 Even Keel - Domestic Risk management Classes
 Even Keel - Global Risk management Classes

10% DEFENSIVE ASSETS

netwealth Australian Bond Index Fund
 netwealth Global Bond Index Fund
 Cash

Key Contacts

Durand Oliver

Head of Distribution

Australia

durand.oliver@milliman.com

+61 (0) 403 148 057

David Zhou

Business Development Manager

NSW/QLD

david.zhou@milliman.com

+61 (0) 413 213 240

For more information about Milliman, please call or visit us at:

+61 2 8090 9100 | au.milliman.com

LIMITATIONS & DISCLAIMERS

Milliman Pty Ltd ABN 51 093 828 418 AFSL 340679 (Milliman AU) for provision to Australian financial services (AFS) licensees and their representatives, [and for other persons who are wholesale clients under section 761G of the Corporations Act]. Not for public use or distribution.

Past performance is not indicative of future results. Recipients must make their own independent decisions regarding any strategies or securities or financial instruments mentioned herein.

Milliman Pty Ltd does not make any representations that products or services described or referenced herein are suitable or appropriate for the recipient. Many of the products and services described or referenced herein involve significant risks, and the recipient should not make any decision or enter into any transaction unless the recipient has fully understood all such risks and has independently determined that such decisions or transactions are appropriate for the recipient.

Any discussion of risks contained herein with respect to any product or service should not be considered to be a disclosure of all risks or a complete discussion of the risks involved.

The recipient should not construe any of the material contained herein as investment, hedging, trading, legal, regulatory, tax, accounting or other advice. The recipient should not act on any information in this document without consulting its investment, hedging, trading, legal, regulatory, tax, accounting and other advisors.

Milliman Pty Ltd does not ensure a profit or guarantee against loss.