

Milliman SmartShield Growth

Q2 2024

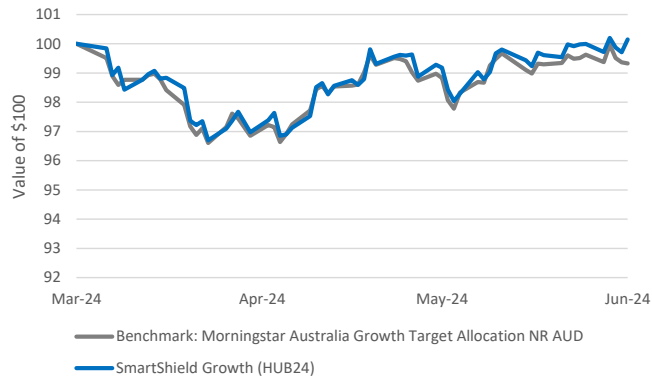


MARKET SNAPSHOT

Equity markets had a mixed second quarter of 2024, due to uncertainty with upcoming elections offset by strong corporate earnings and easing inflation in the US. The US equity market reacted positively to data showing inflation in the US was slowing more than expected. In contrast, inflation in Australia has proven stickier than expected and this has led the RBA to adopt a more neutral tone (away from easing). The ASX 200 underperformed other developed markets, posting a -1.64% return for the quarter. Meanwhile, the MSCI World ex Australia (AUD) index yielded a +0.3% return. Simultaneously, sovereign yields across numerous developed countries fell, however investors have reduced their expected number of rate cuts in developed markets, such as the US, from 3 down to 1 this year.

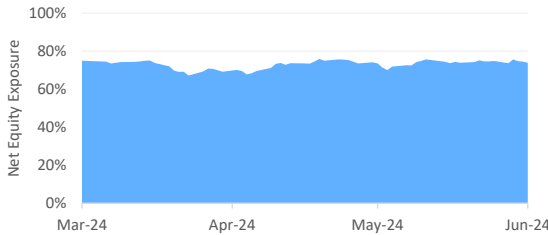
SmartShield Growth portfolio performed well relative to its benchmark during the quarter and the calendar year to date (CYTD), achieving an outperformance of 82bps and 198bps respectively. It accomplished this with lower volatility and drawdown compared to the benchmark. Ultimately, SmartShield Growth portfolio delivered a CYTD performance of +6.99% compared to +5.01% for the benchmark. This outperformance can be attributed to maintaining minimal hedging during the rally periods, which enabled the growth asset tilt to add value to the portfolio.

Performance over the quarter



SMARTSHIELD OVERLAY

Dynamic allocation to equities



Amid the prevailing market optimism buoyed by robust economic data and the expectation of potential future rate cuts, the SmartShield Growth portfolio systematically upheld a low hedge level.

This translated to a steady level in net equity exposure, fluctuating between 76% at the quarter's outset to 67% during the quarter (maximum equity exposure sits at 80%). This level will allow participation in continued market upswings should it persist. However, the strategy remains poised to elevate the hedging level swiftly, in the event of a sustained and material market downturn.

PERFORMANCE OUTLOOK

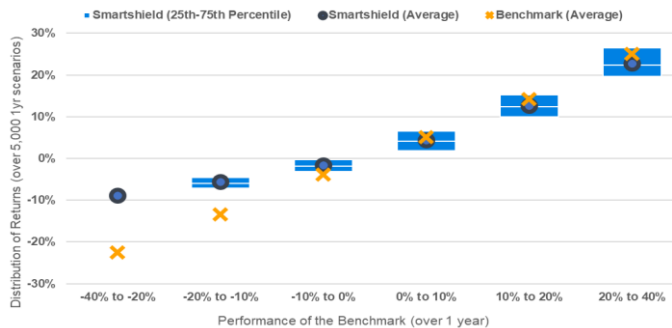
As we progress into the second half of 2024, the prevailing themes will be the US election campaign, uncertainty surrounding future interest rate movements, and inflation. Recent gains in overseas markets, such as the US, may be at risk of retracement if corporate earnings fall below expectations, as valuations remain quite elevated. Recent inflation data in Australia suggested that inflation was more persistent than initially expected, and this may lead the RBA to adopt a more neutral or hawkish tone, delaying any future rate cuts and possibly even hiking rates again.

As we move through this environment, managing risk is as important as ever, giving investors the confidence to stay invested, whatever the market conditions.

As a result of the SmartShield overlay's ability to dynamically adjust the hedge levels, the portfolio is well positioned should we enter into a case of a sustained market drawdown.

The portfolio's tilt toward growth assets will also allow it to participate on the upside once volatility and sentiment recovers to normal levels.

Simulated 1yr performance: Growth



PERFORMANCE (net of fees ¹)	1 month ²	3 months ²	6 months	1 year	Since Inception p.a. ³
SmartShield Growth	1.89%	0.15%	6.99%	11.13%	4.27%
Benchmark: Morningstar Aus Growth Target Allocation NR AUD	1.01%	-0.67%	5.01%	10.34%	5.44%

RISK METRICS SINCE INCEPTION	Volatility (Annualised)	Max Drawdown
SmartShield Growth	7.67%	-12.96%
Benchmark: Morningstar Aus Growth Target Allocation NR AUD	11.15%	-19.08%

¹Performances are calculated net of underlying investment cost and management fee. Fees applied on the benchmark = 90bps, it represents the average management fee charged by investible multi-asset diversified portfolios as published by Morningstar research.

²Aside from hedging strategy performance, short term performance relative to the benchmark differs due to imperfect performance tracking of the underlying sector ETFs against its benchmark on a month to month basis. This is mainly caused by difference in the period that performance is accounted for between various time zones, as well as difference in effective date of dividend distributions relative to the benchmark. These effects will largely be 'washed-out' when looking at a longer time horizon (e.g. 1 year).

³Inception Date: 3rd Mar 2020

BENEFITS	PORTFOLIO HOLDINGS
<ul style="list-style-type: none"> Built-in portfolio protection Diversified Dynamically managed Low cost Flexibility & control Participate in market upside 	<p>80% GROWTH ASSETS</p> <ul style="list-style-type: none"> Betashares Global Shares Betashares Global Shares Currency Hedged Vanguard Australian Shares Even Keel - Global & Domestic Risk management Classes <p>20% DEFENSIVE ASSETS</p> <ul style="list-style-type: none"> BetaShares Australian High Interest Cash Vanguard Australian Fixed Interest Vanguard Global Aggregate Bond AUD Hedged Cash

Key Contacts	
<p>Durand Oliver Head of Distribution Sydney, AU durand.oliver@milliman.com +61 (0) 403 148 057</p>	<p>David Zhou Business Development Manager Sydney, AU david.zhou@milliman.com +61 (0) 413 213 240</p>
<p>For more information about Milliman, please call or visit us at: +61 2 8090 9100 au.milliman.com</p>	

LIMITATIONS & DISCLAIMERS

This document has been prepared by Milliman Pty Ltd (ABN 51 093 828 418 AFSL 340679) ('Milliman'), who is the Portfolio Manager of the managed portfolio available through the HUB24 Managed Portfolio Service.

The information in this report is general information only and does not take into account your individual objectives, financial situation, needs or circumstances. The information is not intended to be financial product advice or legal advice. The suitability of the HUB24 Managed Portfolio Service to your needs and the suitability of a particular Managed Portfolio option depends on your individual circumstances and objectives and should be discussed with your adviser. Potential investors must read the Financial Services Guide ('FSG'), target market determination ('TMD') and HUB24 Managed Portfolio Service Product Disclosure Statement ('PDS'), along with any accompanying materials.

Ironbark Asset Management (Fund Services) Limited ABN 63 116 232 154 AFSL 298626 ('Ironbark', 'Responsible Entity', 'we', 'us', or 'our') is the issuer of the PDS and is the responsible entity of the HUB24 Managed Portfolio Service ARSN 645 033 941 ('HUB24 Managed Portfolio Service', 'Scheme'). The HUB24 Managed Portfolio Service is a non-utilised registered managed investment scheme. The information contained in this document is not intended to be a definitive statement on the subject matter nor an endorsement that this Portfolio is appropriate for you and should not be relied upon in making a decision to invest in this product.

Milliman has designed the Managed Portfolio options in Part 2 of the PDS offered through the HUB24 Managed Portfolio Service. No representations or warranties express or implied, are made as to the accuracy or completeness of the information, opinions and conclusions contained in this report. To the maximum extent permitted by law neither Ironbark, or its directors, employees or agents accept any liability for any loss arising in relation to this report. To the extent permitted by law, Ironbark, its employees, consultants, advisers, officers, and representatives are not liable for any loss or damage arising as a result of reliance placed on the contents of this document. While any forecasts, estimates and opinions in this material are made on a reasonable basis, actual future results and operations may differ materially from the forecasts, estimates and opinions set out in this material.

No guarantee is made as to the repayment of capital or the performance of any product or rate of return referred to in this material is made by Ironbark. Past performance is not a reliable indicator of future performance. Any investment is subject to investment risk, including delays on the payment of withdrawal proceeds and the loss of income or the principal invested. This document is not intended for distribution to, or use by, any person or entity in any jurisdiction or country where such distribution or use would be contrary to local law or regulation.

Milliman, Ironbark, their associates and their respective directors and other staff each declare that they may, from time to time, hold interests in securities that are contained in the HUB24 Managed Portfolio Service.