

Milliman SmartShield GSS Series - Moderate

Q1 2025



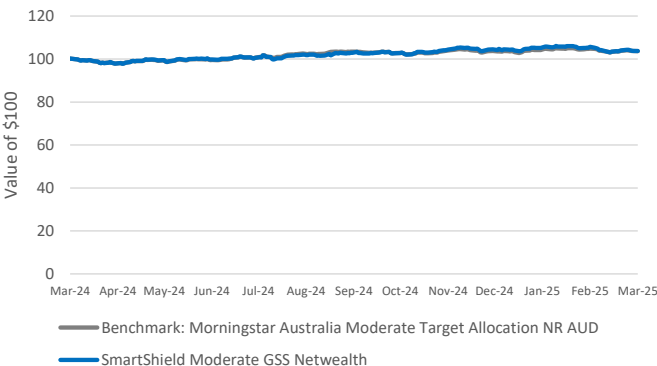
MARKET SNAPSHOT

Q1-2025 was a volatile period for investors, as trade tensions led equity markets to deliver mixed returns. US equities, in particular, underperformed as fears of wide-reaching tariffs introduced by the new Trump administration dampened the market's projections for US economic growth. European equities outperformed US stocks as investors rotated out of large-cap US tech, partly due to more optimistic growth prospects in the Eurozone region. The S&P 500 Total Return index returned -4.3%.

In Australia, the ASX 200 hit a record high in February before sinking through March, as corporate earnings were mixed. The RBA cut rates by 25 basis points in their February meeting, marking the start of a new easing cycle. The ASX 200 TR index ended the quarter down -2.8%. Meanwhile, the MSCI World ex Australia (AUD) index yielded a -2.4% return for the quarter.

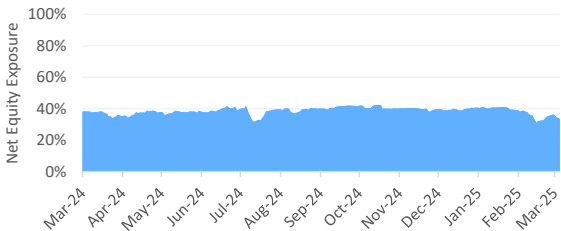
Throughout this period, the hedge level for SmartShield portfolios marginally increased, reversing some of its growth asset tilt. However, the market decline during the quarter was not significant enough to trigger substantial hedge activity. The SmartShield GSS Moderate portfolio underperformed its benchmark for Q1-2025, delivering a return of -0.99% compared to the benchmark's 0.14%. A-REITs and G-REITs outperformed their equity counterparts during the quarter, contributing -20bps to performance. Net growth asset tilt also added -30bps to the performance. Additionally, a -60bps impact was observed due to the benchmark constituents outperforming the managed fund counterparts for the quarter.

Performance over the year



SMARTSHIELD OVERLAY

Dynamic allocation to equities



Throughout January and February, the SmartShield Moderate model maintained a net equity exposure close to its maximum allowable level of 40%, driven by expectations of future rate cuts. During March, global market volatility increased due to Trump's tariff policies and rising protectionism. In response, the portfolio increased its hedge level in anticipation of an equity sell-off. By the end of Q1, net equity exposure was approximately 33%. The strategy remains poised to elevate the hedge level swiftly, in the event of a sustained and material market downturn.

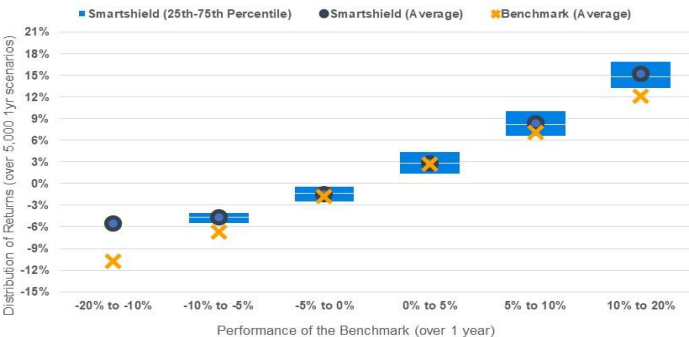
PERFORMANCE OUTLOOK

As we progress into 2025, the dominant themes will be the impact of the Trump administration's trade policies on economic growth and the potential for a prolonged trade war as other nations, such as China, introduce reciprocal tariffs. Although Trump has announced a 90-day reprieve from most tariffs, equity and fixed income markets are still taking a pessimistic view, and volatility is elevated. Markets are pricing in multiple rate cuts in both the US and Australia this year, as economic growth projections have been revised downward.

As we move through this environment, managing risk is as important as ever, giving investors the confidence to stay invested, whatever the market conditions.

As a result of the SmartShield overlay's ability to dynamically adjust the hedge levels, the portfolio is well positioned should the current market drawdown persist for an extended period. The portfolio's tilt toward growth assets will also allow it to participate on the upside once volatility and sentiment recovers to normal levels.

Simulated 1yr performance: Moderate



PERFORMANCE (net of fees ¹)	1 month	3 months	YTD	1 year	Since Inception d.a. ²
SmartShield GSS Series - Moderate	-1.85%	-0.99%	-0.99%	3.45%	2.23%
Benchmark: Morningstar Aus Moderate Target Allocation NR AUD	-1.08%	0.14%	0.14%	3.43%	1.65%

RISK METRICS SINCE INCEPTION ²	Volatility (Annualised)	Max Drawdown
SmartShield GSS Series - Moderate	5.13%	-11.18%
Benchmark: Morningstar Aus Moderate Target Allocation NR AUD	5.72%	-12.25%

¹Performances are calculated net of underlying investment cost and management fee. Fees applied on the benchmark = 90bps, it represents the average management fee charged by investible multi-asset diversified portfolios as published by Morningstar research.

²Inception Date: 19th Nov 2020

BENEFITS

- Built-in portfolio protection
- Diversified
- Dynamically managed
- Low cost
- Flexibility & control
- Participate in market upside



PORTFOLIO HOLDINGS

40% GROWTH ASSETS

Netwealth Australian Equities Index Fund
Netwealth Unhedged International Equities Index Fund
Netwealth Hedged International Equities Index Fund
Even Keel - Domestic Risk management Classes
Even Keel - Global Risk management Classes

60% DEFENSIVE ASSETS

netwealth Australian Bond Index Fund
netwealth Global Bond Index Fund
Cash

Key Contacts

Durand Oliver

Head of Distribution

Sydney, AU

durand.oliver@milliman.com

+61 (0) 403 148 057

David Zhou

Business Development Manager

Sydney, AU

david.zhou@milliman.com

+61 (0) 413 213 240

For more information about Milliman, please call or visit us at:

+61 2 8090 9100 | au.milliman.com

LIMITATIONS & DISCLAIMERS

Milliman Pty Ltd ABN 51 093 828 418 AFSL 340679 (Milliman AU) for provision to Australian financial services (AFS) licensees and their representatives, [and for other persons who are wholesale clients under section 761G of the Corporations Act]. Not for public use or distribution.

Past performance is not indicative of future results. Recipients must make their own independent decisions regarding any strategies or securities or financial instruments mentioned herein.

Milliman Pty Ltd does not make any representations that products or services described or referenced herein are suitable or appropriate for the recipient. Many of the products and services described or referenced herein involve significant risks, and the recipient should not make any decision or enter into any transaction unless the recipient has fully understood all such risks and has independently determined that such decisions or transactions are appropriate for the recipient.

Any discussion of risks contained herein with respect to any product or service should not be considered to be a disclosure of all risks or a complete discussion of the risks involved.

The recipient should not construe any of the material contained herein as investment, hedging, trading, legal, regulatory, tax, accounting or other advice. The recipient should not act on any information in this document without consulting its investment, hedging, trading, legal, regulatory, tax, accounting and other advisors.

Milliman Pty Ltd does not ensure a profit or guarantee against loss.