

# Milliman SmartShield High Growth



## Quarter in Review - Q3 2021

### MARKET SNAPSHOT

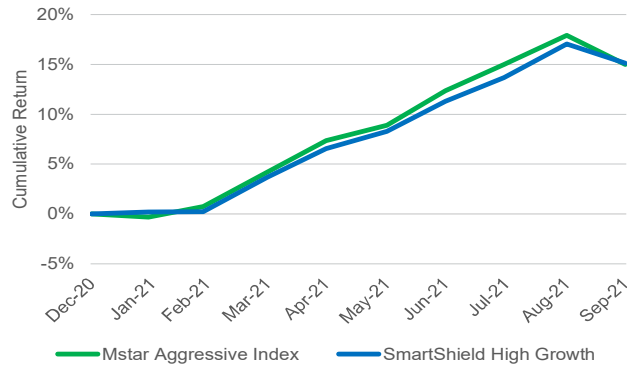
The post-pandemic recovery appears to have stalled this quarter, with investors fearful of the impacts of persistent inflationary pressures on global economies as central banks begin to taper their QE programs.

Market uncertainty remained elevated as the spread of the Coronavirus Delta-variant lead to prolonged lockdowns throughout Australia, whilst fears of a potential market contagion effect from troubled Evergrande have also weighed down on the market sentiment at the end of the quarter.

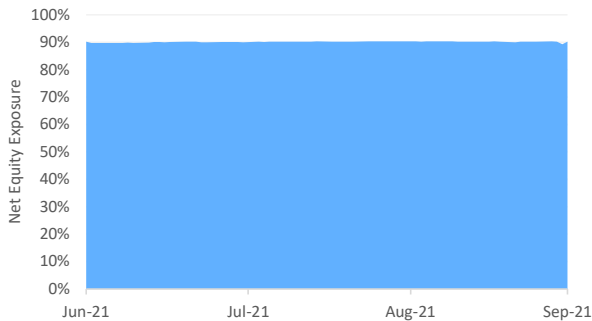
The ASX200 plateaued this quarter, gaining +0.3%. This was largely in line with the US where the S&P 500 closed +0.2%. The uncertainty towards end of the quarter has led to a marginal increase in the implied volatility of the ASX200 to 12.5%. (as measured by the S&P/ASX 200 VIX Index).

A rout in Iron Ore prices and a Hawkish pivot by the US Federal Reserve caused the Aussie Dollar to slide 3.6% against the US Dollar to 72.27 US cents. This contributed to a strong month for the unhedged international equity exposures.

Calendar Year 2021 Performance



### SMARTSHIELD OVERLAY



With the continued rally in the equities supported by large stimulus packages and accommodative monetary policies, hedge levels continued to be minimal, allowing the portfolio to participate on the upside.

Just like the situation at the start of the pandemic last year, if the latest market contraction at the end of the quarter were to extend well into the next quarter, the hedge level is expected to increase in response. The portfolio ended Q3-2021 with net equity exposure at 90%, which is at its full equity exposure.

The high growth portfolio outperformed during the quarter, returning +3.44% compared to +2.42% for the benchmark net of fees.

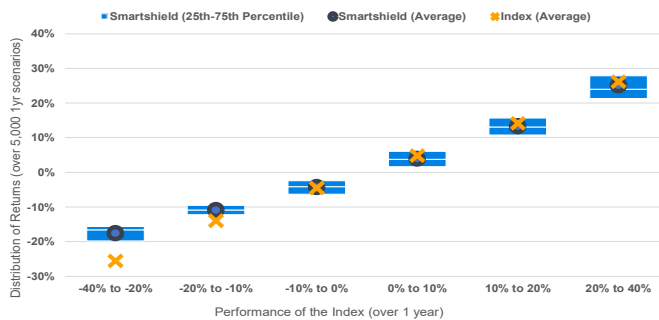
### PERFORMANCE OUTLOOK

Countries around the world are continuing to deal with new waves of COVID. However, they are also now beginning to face the ramifications resulting from wide-scale stimulus packages and it remains to be seen whether current inflationary pressures driven by supply-chain disruptions and shortages are transitory or will persist.

As we progress into a post-COVID world, providing investors with protection for their life savings is as important as it has ever been. As a result of the portfolio's tilt towards growth assets and the SmartShield overlay winding back its hedges, the portfolio is expected to continue participating on the upside, should markets perform strongly going forward.

In the event of any further market sell-offs, the dynamic risk management strategy is well positioned to act swiftly, as it did in 2020.

Simulated 1yr performance: High Growth



PERFORMANCE (net of fees <sup>1</sup> )	1 month	3 months	6 months	1 year	2 year	Since Inception
SmartShield High Growth	-1.64%	3.44%	11.04%	22.45%		12.40%
Benchmark: Morningstar Aus Msec Aggressive TR AUD	-2.47%	2.43%	10.45%	24.32%		11.78%

RISK METRICS SINCE INCEPTION	Volatility (Annualised)	Max Drawdown
SmartShield High Growth	10.21%	-7.21%
Benchmark: Morningstar Aus Msec Aggressive TR AUD	17.38%	-21.09%

<sup>1</sup>Performances are calculated net of underlying investment cost and management fee. Fees applied on the benchmark = 90bps, it represents the average management fee charged by investible multi-asset diversified portfolios as published by Morningstar research.

BENEFITS	PORTFOLIO HOLDINGS
<ul style="list-style-type: none"> <li>Built-in portfolio protection</li> <li>Diversified</li> <li>Dynamically managed</li> <li>Low cost</li> <li>Flexibility &amp; control</li> <li>Participate in market upside</li> </ul> 	<p><b>90% GROWTH ASSETS</b></p> <ul style="list-style-type: none"> <li>iShares S&amp;P 500</li> <li>iShares MSCI EAFE</li> <li>Vanguard Australian Shares</li> <li>Vanguard Australian Property</li> <li>Even Keel - Global &amp; Domestic Risk management Classes</li> </ul> <p><b>10% DEFENSIVE ASSETS</b></p> <ul style="list-style-type: none"> <li>BetaShares Australian High Interest Cash</li> <li>Vanguard Australian Fixed Interest</li> <li>Vanguard Global Aggregate Bond AUD Hedged</li> <li>Cash</li> </ul>

Key Contacts	
<p><b>Durand Oliver</b>  <b>Head of Distribution</b>            Sydney, AU  <a href="mailto:durand.oliver@milliman.com">durand.oliver@milliman.com</a>            +61 (0) 403 148 057</p>	<p><b>Simon Ho</b>  <b>Portfolio Manager</b>            Sydney, AU  <a href="mailto:simon.ho@milliman.com">simon.ho@milliman.com</a>            +61 (0) 401 874 948</p>
<p><b>For more information about Milliman, please call or visit us at:</b> +61 2 8090 9100   <a href="http://au.milliman.com">au.milliman.com</a></p>	

## LIMITATIONS & DISCLAIMERS

Milliman Pty Ltd ABN 51 093 828 418 AFSL 340679 (Milliman AU) for provision to Australian financial services (AFS) licensees and their representatives, [and for other persons who are wholesale clients under section 761G of the Corporations Act]. Not for public use or distribution.

Past performance is not indicative of future results. Recipients must make their own independent decisions regarding any strategies or securities or financial instruments mentioned herein.

Milliman Pty Ltd does not make any representations that products or services described or referenced herein are suitable or appropriate for the recipient. Many of the products and services described or referenced herein involve significant risks, and the recipient should not make any decision or enter into any transaction unless the recipient has fully understood all such risks and has independently determined that such decisions or transactions are appropriate for the recipient.

Any discussion of risks contained herein with respect to any product or service should not be considered to be a disclosure of all risks or a complete discussion of the risks involved.

The recipient should not construe any of the material contained herein as investment, hedging, trading, legal, regulatory, tax, accounting or other advice. The recipient should not act on any information in this document without consulting its investment, hedging, trading, legal, regulatory, tax, accounting and other advisors.

Milliman Pty Ltd does not ensure a profit or guarantee against loss.