

Milliman SmartShield Growth



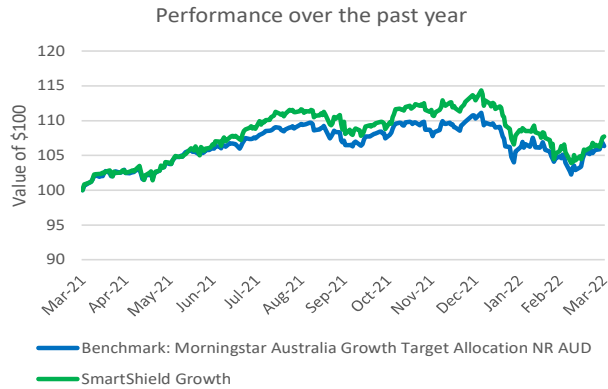
Quarter in Review - Q1 2022

MARKET SNAPSHOT

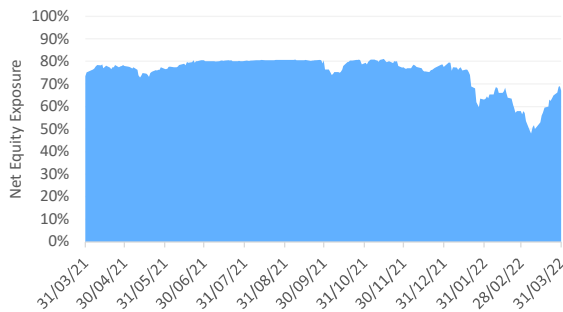
Q1 2022 was an eventful and turbulent quarter for global markets. Equities fell on the back of high inflationary numbers and rising rates in January, followed by the Russian-Ukraine war, which started in February. This left investors feeling the full impact of the economic ramifications of the conflict and its resulting series of sanctions, before markets rebounded partially in March.

The ASX 200 has fallen approximately -5% from peak to trough due to the Russia-Ukraine conflict so far and because SmartShield's risk management strategy is designed to mitigate against material and sustained market drawdowns, it was not large enough to meaningfully necessitate the hedging strategy to mitigate this movement. The portfolio returned -4.58% for the quarter, compared to the benchmark return of -3.60%.

Across a 1 year period, the portfolio has returned +7.73% compared to the benchmark return of +6.33%. The growth asset tilt of the portfolio combined with the Even Keel overlay, was able to not only offset the cost of hedging, but outperformed the benchmark. We are pleased with this result, especially given that it is difficult for any risk management strategy to outperform in a rising market.



SMARTSHIELD OVERLAY



The portfolio's hedge level marginally increased in response to the market corrections due to rising inflationary pressures in January and the Russia-Ukraine war in February, before dialling back the hedges in March as the market recovered.

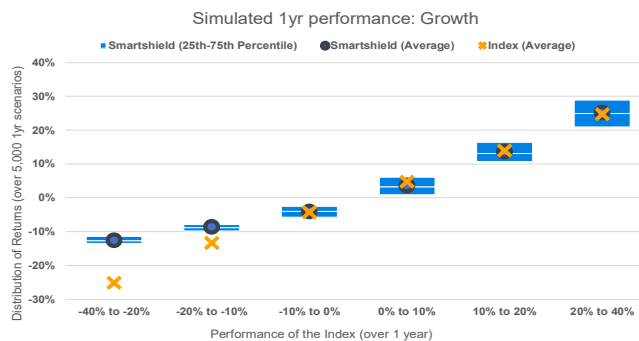
The portfolio maintained an average equity exposure of around 65% (maximum equity exposure at 80%) throughout the first quarter of 2022, with varying exposure levels throughout the quarter depending on market conditions and volatility level.

PERFORMANCE OUTLOOK

Many countries across the world including Australia, are transitioning to a post-COVID environment and are pivoting as they deal with high inflation, due to accommodative monetary policy through the pandemic.

As we move through this transition, managing risk is becoming ever more important, giving investors the confidence to stay invested.

As a result of the portfolio's tilt towards growth assets and the SmartShield overlay winding back its hedges, the portfolio is well-positioned, to continue participating in market upside. If however, there were to be further market sell-offs, the in-built dynamic risk management strategy is well placed to act swiftly, as it did in 2020.



| PERFORMANCE (net of fees ¹) | 1 month ² | 3 months ² | 6 months | 1 year | Since Inception ³ |
|--|----------------------|-----------------------|----------|--------|------------------------------|
| SmartShield Growth | 2.01% | -4.58% | -1.89% | 7.73% | 3.97% |
| Benchmark: Morningstar Aus Growth Target Allocation NR AUD | 1.42% | -3.60% | -0.75% | 6.33% | 6.65% |

| RISK METRICS SINCE INCEPTION | Volatility (Annualised) | Max Drawdown |
|--|-------------------------|--------------|
| SmartShield Growth | 8.28% | -9.13% |
| Benchmark: Morningstar Aus Growth Target Allocation NR AUD | 11.99% | -19.08% |

¹Performances are calculated net of underlying investment cost and management fee. Fees applied on the benchmark = 90bps, it represents the average management fee charged by investible multi-asset diversified portfolios as published by Morningstar research.

²Aside from hedging strategy performance, short term performance relative to the benchmark differs due to imperfect performance tracking of the underlying sector ETFs against its benchmark on a month to month basis. This is mainly caused by difference in the period that performance is accounted for between various time zones, as well as difference in effective date of dividend distributions relative to the benchmark. These effects will largely be 'washed-out' when looking at a longer time horizon (e.g. 1 year).

³Inception Date: 3rd Mar 2020

| BENEFITS | PORTFOLIO HOLDINGS |
|---|--|
| <ul style="list-style-type: none"> • Built-in portfolio protection • Diversified • Dynamically managed • Low cost • Flexibility & control • Participate in market upside  | <p>80% GROWTH ASSETS iShares S&P 500 iShares MSCI EAFE Vanguard Australian Shares Even Keel - Global & Domestic Risk management Classes</p> <p>20% DEFENSIVE ASSETS BetaShares Australian High Interest Cash Vanguard Australian Fixed Interest Vanguard Global Aggregate Bond AUD Hedged Cash</p> |

Key Contacts

| | |
|---|---|
| <p>Durand Oliver Head of Distribution Sydney, AU durand.oliver@milliman.com +61 (0) 403 148 057</p> | <p>Simon Ho Portfolio Manager Sydney, AU simon.ho@milliman.com +61 (0) 401 874 948</p> |
| <p>For more information about Milliman, please call or visit us at: +61 2 8090 9100 au.milliman.com</p> | |

LIMITATIONS & DISCLAIMERS

The information contained in this document is not intended to be a definitive statement on the subject matter nor an endorsement that this Portfolio is appropriate for you and should not be relied upon in making a decision to invest in this Service or Fund. Financial commentary contained within this report is provided by Milliman Pty Ltd (Milliman Pty Ltd ABN 51 093 828 418 AFSL 340679) "Milliman", who is the Portfolio Manager of this Portfolio.

The information in this report is general information only and does not take into account your individual objectives, financial situation, needs or circumstances. No representations or warranties express or implied, are made as to the accuracy or completeness of the information, opinions and conclusions contained in this report. In preparing this report, Milliman and HUB24 Custodial Services Ltd (ABN 94 073 633 664, AFSL 239 122) ("the Operator" of HUB24 Invest (the service)) and ("the Promoter" of HUB24 Super (the fund)), ("HUB24"), has relied upon and assumed, without independent verification, the accuracy and completeness of all information available to Milliman and HUB24.

To the maximum extent permitted by law, neither Milliman, HUB24 or its directors, employees or agents accept any liability for any loss arising in relation to this report.

The suitability of the Service or Fund to your needs and the suitability of a particular Investment Choice depends on your individual circumstances and objectives and should be discussed with your Adviser. Potential investors must read the FSG and IDPS Guide and/or Super PDS along with any accompanying materials.

Investment in securities and other financial products involves risk. An investment in a financial product may have the potential for capital growth and income, but may also carry the risk that the total return on the investment may be less than the amount contributed directly by the investor.

Past performance of financial products is not a reliable indicator of future performance. Milliman, HUB24 and the Trustee do not assure or guarantee the performance of any financial products offered. Information, opinions, historical performance, calculations or assessments of performance of financial products or markets rely on assumptions about tax, reinvestment, market performance, liquidity and other factors that will be important and may fluctuate over time.

Milliman, HUB24, its associates and their respective directors and other staff each declare that they may, from time to time, hold interests in Securities that are contained in this Service or Fund.