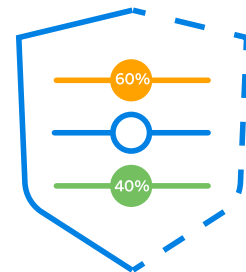


# Milliman SmartShield Balanced

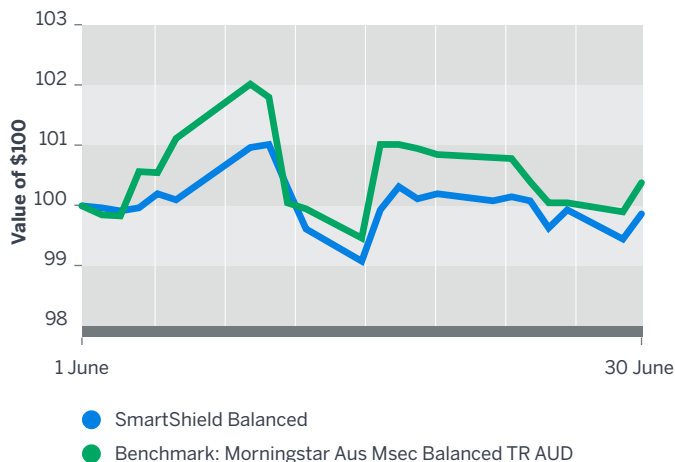


## Month in Review – June 2020

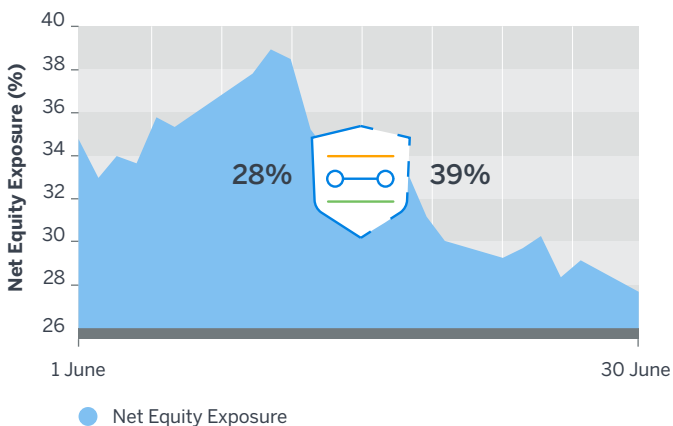
### MARKET SNAPSHOT

The Australian equity markets remained volatile throughout June. The ASX 100 climbed to 6200 points early in the month, before quickly falling to 5700, representing a 7.3% drop in the space of just a week. Investor sentiment shifted away from May's optimism as a wave of new Covid-19 infections in Victoria forced the state to introduce a new set of restrictions.

The US Federal Reserve announced a wary outlook and indicated rates will remain near zero for the next 3 years. This set off another sell off across equity markets where the S&P 500 dropped around 7% before slowly climbing back to 3100 points.



### SMARTSHIELD OVERLAY



The dynamic approach to protect client portfolios was evident throughout June with the high degree of variance in net exposure.

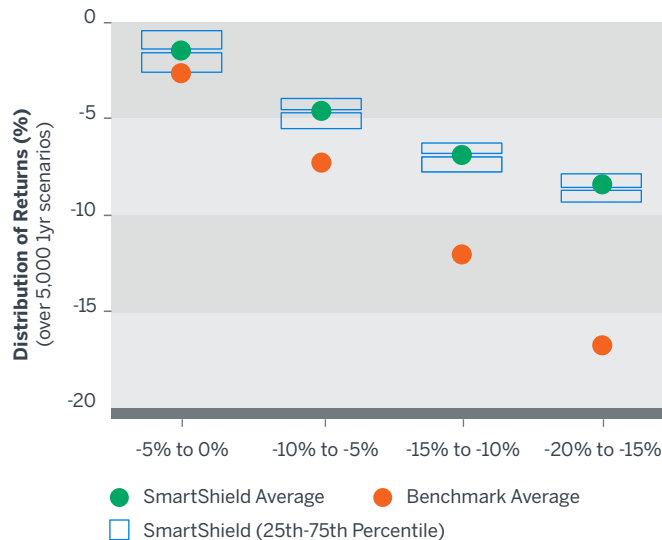
With equity exposure increasing substantially in the second half of May, this trend continued into June with a peak on the 10th June of 39% giving investors reasonable exposure in the rising market. However with increased volatility across markets in the second half of June, the net equity exposure tapered off with a low of 28% on the 29th June, providing a dampening of volatility for investors.

### PERFORMANCE OUTLOOK

Heightened volatility reflects the uncertainty facing the global and local economy with respect to the short term. Covid-19 containment is progressing in some parts of the world, however there are some worrying signs of deterioration in the US. In Australia, the Government stimulus programs such as JobKeeper as well as the longer term cost of this fiscal stimulus is yet to be fully quantified and thus uncertainty on the long term economic impact remains unknown.

With a likely second wave, it's difficult to see a clear path to recovery in the short term. With so many outstanding questions as we enter the second half of the year with respect to company earnings, dividend payouts and overall business confidence, the one thing that is certain is that uncertainty is likely to be here for longer than people will have wished for.

### SIMULATED 1 YEAR PERFORMANCE

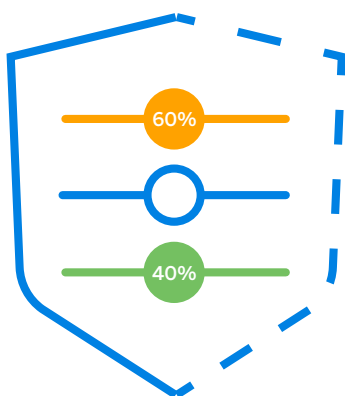


## PERFORMANCE

	1 month	3 months	6 months	1 year	Since inception
SmartShield Balanced	-0.13%	1.12%			-5.39%
Benchmark: Morningstar Aus Msec Balanced TR AUD	0.38%	6.34%			-3.24%
Relative performance to benchmark	-0.51%	-5.22%			-2.15%

### BENEFITS

- Built-in portfolio protection
- Diversified
- Dynamically managed
- Low cost
- Flexibility & control
- Participate in market upside



### PORTFOLIO HOLDINGS

#### 60% GROWTH ASSETS

iShares S&P 500  
 iShares MSCI EAFE  
 Vanguard Australian Shares  
 Vanguard Australian Property  
 Even Keel – Global & Domestic Risk Management Classes

#### 40% DEFENSIVE ASSETS

BetaShares Australian High Interest Cash  
 Vanguard Australian Fixed Interest  
 Vanguard Global Aggregate Bond AUD Hedged  
 Cash

## Key Contacts



**Nigel Crampton**  
 Head of Managed Accounts  
 Sydney, AU  
[nigel.crampton@milliman.com](mailto:nigel.crampton@milliman.com)  
 +61 (0) 410 458 132



**Wade Matterson**  
 Practice Leader  
 Sydney, AU  
[wade.matterson@milliman.com](mailto:wade.matterson@milliman.com)

**For more information about Milliman, please call or visit us at:** +61 2 8090 9100 | [au.milliman.com](http://au.milliman.com)

### LIMITATIONS & DISCLAIMERS

Milliman Pty Ltd ABN 51 093 828 418 AFSL 340679 (Milliman AU) for provision to Australian financial services (AFS) licensees and their representatives, [and for other persons who are wholesale clients under section 761G of the Corporations Act]. Not for public use or distribution.

Past performance is not indicative of future results. Recipients must make their own independent decisions regarding any strategies or securities or financial instruments mentioned herein.

Milliman Pty Ltd does not make any representations that products or services described or referenced herein are suitable or appropriate for the recipient. Many of the products and services described or referenced herein involve significant risks, and the recipient should not make any decision or enter into any transaction unless the recipient has fully understood all such risks and has independently determined that such decisions or transactions are appropriate for the recipient.

Any discussion of risks contained herein with respect to any product or service should not be considered to be a disclosure of all risks or a complete discussion of the risks involved.

The recipient should not construe any of the material contained herein as investment, hedging, trading, legal, regulatory, tax, accounting or other advice. The recipient should not act on any information in this document without consulting its investment, hedging, trading, legal, regulatory, tax, accounting and other advisors.

Milliman Pty Ltd does not ensure a profit or guarantee against loss.